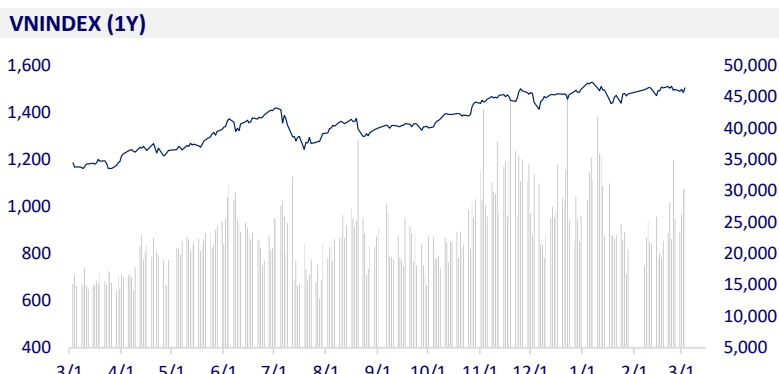
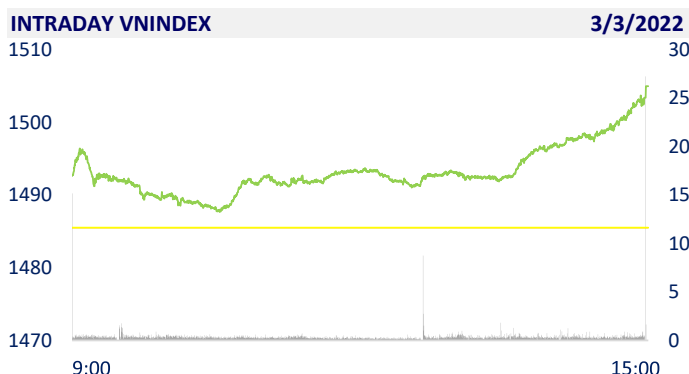
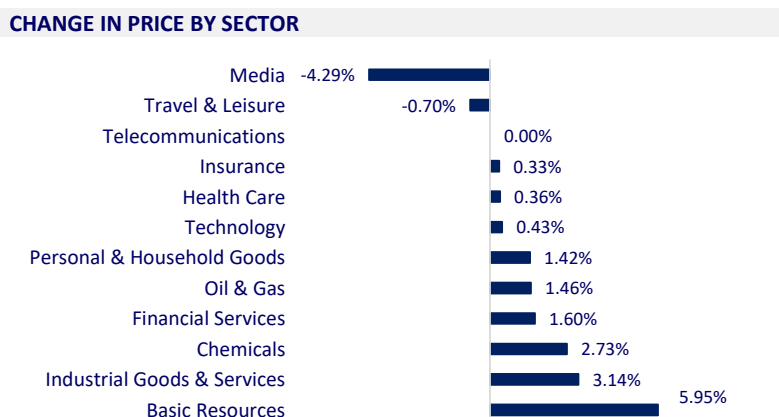


VIETNAM STOCK MARKET		1D	YTD
VN-INDEX	1,505.00	1.31%	0.45%
VN30	1,522.49	1.59%	-0.86%
HNX	449.31	1.60%	-5.21%
UPCOM	113.19	1.24%	0.45%
Net Foreign buy (B)	571.60		
Total trading value (B)	36,156.88	1.40%	16.37%

Session 3/3: Foreign investors returned to buy a net of 571 billion dong, focusing on "collecting" fertilizers and chemicals. DGC and DCM were net bought by foreign investors today, 87 billion dong and 67 billion dong, respectively. Besides, the net buying list also includes HPG (64 billion dong), STB (63 billion dong), KBC (55 billion dong).



ETF & DERIVATIVES		1D	YTD
E1VFN30	25,680	1.10%	-0.58%
FUEMAV30	17,910	1.42%	-1.00%
FUESSV30	18,800	5.56%	-1.05%
FUESSV50	22,400	1.82%	-2.18%
FUESSVFL	22,690	-0.35%	0.93%
FUEVFN30	28,790	2.46%	2.64%
FUEVN100	21,180	6.92%	-1.40%
VN30F2209	1,510.00	0.90%	
VN30F2206	1,508.00	0.83%	
VN30F2203	1,517.50	1.03%	
VN30F2202	1,540.20	0.00%	



GLOBAL MARKET		1D	YTD
Nikkei	26,577.27	-0.12%	-7.69%
Shanghai	3,481.11	-0.09%	-4.36%
Kospi	2,747.08	1.61%	-7.74%
Hang Seng	22,467.34	0.04%	-3.98%
STI (Singapore)	3,253.65	0.29%	4.16%
SET (Thái Lan)	1,696.08	0.37%	2.32%
Crude oil (\$/barrel)	113.12	-0.26%	47.87%
Gold (\$/ounce)	1,934.55	0.15%	6.25%

Asian stocks were mostly mixed, oil price exceeded 117 USD/barrel. In Japan, the Nikkei 225 fell 0.12%. The Chinese market with the Shanghai Composite fell 0.09%. Hong Kong's Hang Seng rose 0.04%. China's Caixin/Markit Services Purchasing Managers' Index (PMI) was 50.2 in February, down from 51.4 in January, indicating a slowdown in growth in the sector. PMI above 50 reflects expansion and vice versa.

VIETNAM ECONOMY		1D (bps)	YTD (bps)
Vnibor	2.54%	0	173
Deposit interest 12M	5.60%	0	0
5 year-Gov. Bond	1.65%	8	64
10 year-Gov. Bond	2.25%	2	25
USD/VND	22,977	0	0.16%
EUR/VND	26,032	0	-1.65%
CNY/VND	3,683	0	0.68%

According to information at the regular Government meeting in February, held on the morning of March 3, credit grew by 1.82% compared to the end of 2021. This figure is lower than the 2.74% rate at the end of January once reported. The State Bank of Vietnam (SBV) announced, however, it is still higher than the same period in 2021. In the first two months of 2021, credit increased by only 0.66%..

EVENT CALENDER

Ticker	Ex-right Date	Last register Date	Exercise Date	Type	Rate	Value
EVF	3/3/2022	3/4/2022		Stock	1000:65	
KHS	3/3/2022	3/4/2022	3/18/2022	Cash		1,500
SGD	3/4/2022	3/7/2022	3/21/2022	Cash		1,000
HDB	3/7/2022	3/8/2022	3/31/2022	Cash		1,500
HEV	3/7/2022	3/8/2022	3/31/2022	Cash		1,400
PNJ	3/7/2022	3/8/2022	4/7/2022	Cash		600
GTN	3/8/2022	3/9/2022		Stock	16:10	
ADC	3/14/2022	3/15/2022	4/25/2022	Cash		1,400
PDN	3/17/2022	3/18/2022	4/6/2022	Cash		1,500

SELECTED NEWS

For the first time, Vietnam holds over 10% of the global shoe export market share

Credit decreased in February

SBV requires banks to urgently report the situation of transactions to the Russian market

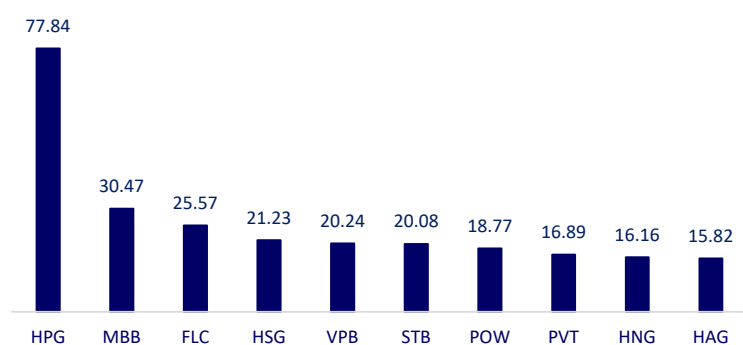
Fed Chairman Jerome Powell: Will continue to raise interest rates in March

German unemployment rate drops to pre-COVID-19 levels

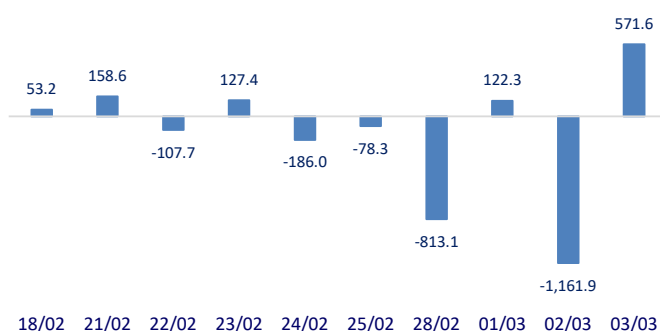
The US House of Representatives passes resolution in favor of Ukraine

	Close	1D	5D	Buying vol.	Selling vol.	Content
VCB	85,500	0.59%	0.23%	1,587,500	1,682,400	STB: Recently, STB has been approved by the State Bank of Vietnam (SBV) to add the content of "Business and supply of interest rate derivative products in the domestic market" to its License for establishment and operation. This tool will assist customers in hedging against adverse fluctuations in interest rates and exchange rates for lending activities, especially medium and long-term loans. Besides, interest rate swap is also a solution to help customers reduce capital mobilization costs when converting from a high interest rate currency to a lower interest rate currency.
BID	42,800	0.82%	-4.04%	3,831,400	4,114,600	
CTG	32,600	1.88%	-3.69%	13,692,000	12,514,400	
TCB	49,650	0.91%	-1.68%	14,596,200	11,426,800	
VPB	37,450	2.60%	1.49%	29,102,100	30,962,300	
MBB	33,100	1.85%	-2.65%	50,576,300	46,464,600	
HDB	28,250	3.29%	-1.91%	9,982,700	7,009,400	
TPB	41,500	0.12%	0.61%	7,051,100	9,621,600	
STB	31,850	1.92%	-3.19%	34,349,500	31,027,800	
ACB	33,450	1.67%	-2.90%	12,467,400	11,853,500	
NVL	78,000	2.09%	2.63%	4,602,800	4,083,400	PDR: After-audited financial statements, pre-tax profit increased by 52.2% yoy, reaching over VND 2,344 billion. EPS in 2021 will reach 3,656 VND/share, up 49.6%.
KDH	54,600	1.68%	3.41%	1,912,600	1,920,000	
PDR	88,000	0.92%	-0.68%	5,983,400	5,853,900	The price of gas in the UK on March 2 was 405 cents/therm, up 39.7% compared to March 1. Gas price on the Dutch TTF on March 2 at 173.1 euros/mwh, 42.3% increase from the previous day.
GAS	120,700	1.26%	1.43%	2,370,600	3,325,400	
POW	17,200	-1.43%	-3.10%	36,134,700	39,110,700	
PLX	62,800	2.11%	-0.95%	5,184,400	6,116,000	VIC: At the beginning of the year, VIC was the largest enterprise on the Vietnamese stock exchange. However, at the moment, VIC has dropped to third place, behind Vietcombank and Vinhomes.
VIC	79,000	0.13%	-1.37%	4,616,700	5,494,700	
VHM	78,000	0.65%	-0.76%	6,582,200	7,583,600	VNM: In 2021, total consolidated revenue exceeded VND 60,000b for the first time, reaching VND 61,012b, up 2.2% over the same period and completing 98.2% of the year plan.
VRE	32,700	-0.30%	-3.82%	10,250,900	10,370,700	
VNM	78,400	-0.13%	-0.25%	2,872,900	3,087,500	HPG: Chairman of the BOD of Hoa Phat Group shared that the group will not only be the "king of steel" but also want to do real estate. The real estate segment that the group targets are industrial parks, mega-urban areas, and golf courses. Core products are megacities with an area of 300-500 hectares, high-class real estate aimed at people with middle and high incomes. In 2021, the group has surveyed, researched and proposed many projects in Can Tho, Khanh Hoa, and Quang Ngai.
MSN	159,100	1.34%	-0.25%	1,144,400	1,312,300	
SAB	167,100	-1.12%	-0.65%	40,700	117,500	
BVH	143,400	-1.10%	-3.11%	736,400	1,289,200	
VJC	143,400	-1.10%	-3.11%	736,400	1,289,200	
FPT	93,400	0.32%	1.52%	1,519,400	2,585,800	
MWG	136,500	1.49%	-0.22%	1,727,000	1,888,800	
PNJ	104,000	0.58%	-4.59%	1,608,700	1,748,300	
GVR	36,300	2.54%	7.72%	4,507,700	5,061,500	
SSI	45,500	1.56%	2.02%	15,381,300	16,928,300	
HPG	50,100	6.82%	8.91%	125,709,800	109,587,900	

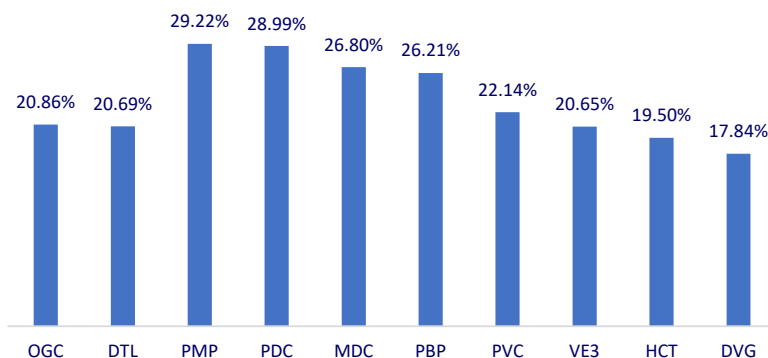
Top most traded tickers (Volume - in million)



Foreign net flow 10 nearest sessions (Billion VND)



Top increases in 3 consecutive sessions



Top decreases in 3 consecutive sessions

