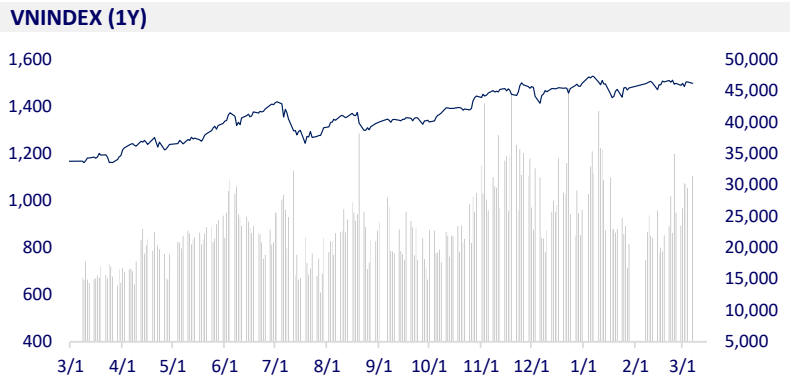
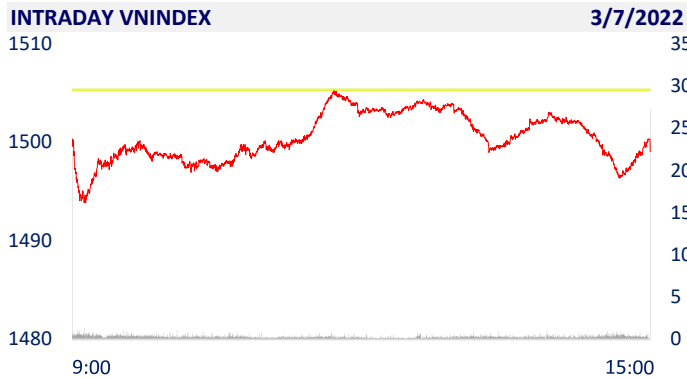
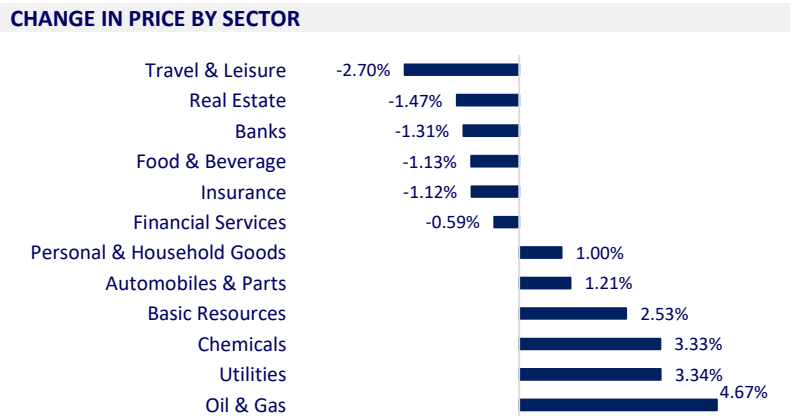


VIETNAM STOCK MARKET		1D	YTD
VN-INDEX	1,499.05	-0.42%	0.05%
VN30	1,509.12	-1.06%	-1.73%
HNX	452.86	0.50%	-4.46%
UPCOM	113.22	-0.06%	0.48%
Net Foreign buy (B)	-1,466.04		
Total trading value (B)	37,814.94	6.25%	21.70%

Foreign investors suddenly net sold nearly 1,500 billion dong in session 7/3. Foreign investors on HoSE were the biggest net sellers of FUEVFNVD fund certificates with 340 billion dong. Real estate stocks including NLG, VHM, NVL or VRE were all sold strongly. In which, NLG was net sold 156 billion dong. VHM was also net sold 141 billion dong.



ETF & DERIVATIVES		1D	YTD
E1VFN30	25,600	-0.39%	-0.89%
FUEMAV30	17,700	-1.17%	-2.16%
FUESSV30	18,610	4.49%	-2.05%
FUESSV50	22,500	0.00%	-1.75%
FUESSVFL	22,390	-0.89%	-0.40%
FUEVFNVD	28,500	-0.35%	1.60%
FUEVN100	20,640	0.58%	-3.91%
VN30F2209	1,497.50	-0.72%	
VN30F2206	1,498.50	-0.68%	
VN30F2203	1,504.20	-0.58%	
VN30F2202	1,540.20	0.00%	



GLOBAL MARKET		1D	YTD
Nikkei	25,221.41	0.53%	-12.40%
Shanghai	3,372.86	-2.17%	-7.33%
Kospi	2,651.31	-2.29%	-10.96%
Hang Seng	21,057.63	-0.16%	-10.00%
STI (Singapore)	3,187.82	-1.21%	2.05%
SET (Thái Lan)	1,626.70	-2.69%	-1.87%
Crude oil (\$/barrel)	122.34	-1.45%	59.92%
Gold (\$/ounce)	2,002.55	0.21%	9.98%

Asian stocks mostly fell deeply, investor sentiment was affected by the war in Ukraine. Except, in Japan, Nikkei 225 gained 0.53%. The Chinese market fell with the Shanghai Composite down 2.17%. Hong Kong's Hang Seng fell 0.16%. China's exports in dollar terms rose 16.3% in January-February year-on-year, beating forecasts for a 15% increase. Korea's Kospi index fell the most in the region by 2.29%.

VIETNAM ECONOMY		1D (bps)	YTD (bps)
Vnibor	2.47%	-4	166
Deposit interest 12M	5.60%	0	0
5 year-Gov. Bond	1.67%	-3	66
10 year-Gov. Bond	2.27%	-2	27
USD/VND	22,987	0	0.20%
EUR/VND	25,537	0	-3.52%
CNY/VND	3,686	0	0.77%

The Ministry of Finance said that in the first two months of 2022, the whole country disbursed over 44,612 billion VND, reaching 8.61% of the plan assigned by the Prime Minister, higher than the same period in 2021 (5.09%). Among them, domestic capital reached 9.22% (the same period in 2021 reached 5.68%), foreign capital reached 0.20% (lower than the same period in 2021, it was 0.38%).

EVENT CALENDER

Ticker	Ex-right Date	Last register Date	Exercise Date	Type	Rate	Value
HDB	3/7/2022	3/8/2022	3/31/2022	Cash		1,500
HEV	3/7/2022	3/8/2022	3/31/2022	Cash		1,400
PNJ	3/7/2022	3/8/2022	4/7/2022	Cash		600
ACG	3/7/2022	3/8/2022	3/21/2022	Cash		500
GTN	3/8/2022	3/9/2022		Stock	16:10	
VND	3/10/2022	3/11/2022		Stock	10:8	
PSD	3/10/2022	3/11/2022	3/28/2022	Cash		1,500
ADC	3/14/2022	3/15/2022	4/25/2022	Cash		1,400
PDN	3/17/2022	3/18/2022	4/6/2022	Cash		1,500

SELECTED NEWS

Russia-Ukraine tension: Vietnamese agricultural enterprises have difficulty in payment

Disbursement of public investment capital in the first two months of the year reached 8.61% of the plan

Risk of imported inflation

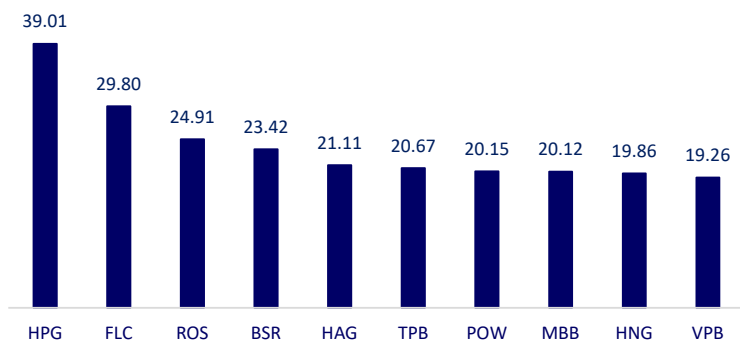
US and Europe discuss ban on Russian oil imports

Russia closes the valve on the way to supply 40% of gas demand to Europe

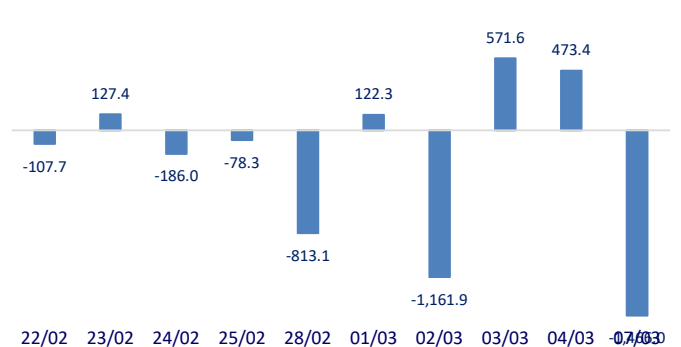
The US and its allies race to punish Russia, the IMF warns of consequences for the global economy

	Close	1D	5D	Buying vol.	Selling vol.	Content
VCB	84,900	0.00%	0.47%	1,758,900	1,721,500	CTG: VietinBank sets a target of 10% - 20% growth in individual and consolidated pre-tax profits in 2022; total assets grew by about 5% - 10%; credit growth is about 10% - 14%; mobilized capital increased by 10% - 12%; bad debt ratio below 2%. Previously, VietinBank recorded a consolidated profit before tax in 2021 of VND 17,589 billion, up 2.7%.
BID	42,250	-2.42%	-3.32%	3,567,800	3,593,200	
CTG	32,150	-1.83%	-3.02%	16,425,300	15,932,700	
TCB	49,250	-1.40%	-2.28%	13,598,300	12,711,300	
VPB	37,700	-1.05%	-0.79%	29,178,800	39,078,600	
MBB	32,200	-2.13%	-6.40%	31,792,400	29,911,200	
HDB	27,400	-2.14%	-4.86%	13,401,200	9,887,000	
TPB	39,000	-4.29%	-7.69%	14,410,600	14,226,400	
STB	31,500	-1.56%	-4.11%	29,355,600	25,668,700	
ACB	33,250	-3.06%	-1.92%	7,702,500	9,460,600	
NVL	76,000	-1.30%	0.93%	5,081,800	4,913,900	PDR: expects pre-tax profit in 2022 to reach VND3,635b, up 55.1% compared to 2021, contributing to the plan to accumulate pre-tax profit in the period of 2019 - 2023 to reach VND14,270b
KDH	53,800	-1.47%	1.70%	1,990,400	2,097,100	
PDR	89,500	-1.10%	5.29%	4,289,200	4,570,100	
GAS	124,600	5.59%	5.59%	3,313,100	4,041,700	The price of natural gas on the TTF floor (Netherlands) on March 7 increased by 79% compared to yesterday, to 345 Euro/Mwh. The price has more than tripled since the Russia-Ukraine war began.
POW	17,050	-1.45%	-1.73%	39,421,000	41,773,600	
PLX	63,300	3.60%	1.61%	9,558,900	13,043,200	
VIC	78,500	-0.63%	1.95%	5,028,100	4,951,200	VIC: In 2021, real estate revenue account for about 2/3 of VIC's total revenue. The manufacturing segment ranked second, but the contribution to total revenue decreased from 16% to 14%.
VHM	76,200	-2.18%	-1.68%	10,890,500	10,787,600	
VRE	32,900	-2.52%	-1.79%	14,969,800	14,909,800	VNM: In addition to Tien Son Dairy Factory, Hung Yen Dairy Factory will be the second dairy factory in the North market and the second super fresh milk factory of Vinamilk.
VNM	76,800	-1.41%	-2.04%	5,235,900	5,965,900	
MSN	158,200	-1.92%	1.41%	1,570,900	1,530,400	
SAB	154,600	-3.38%	-8.13%	470,700	529,900	HPG: In early February 2022, Hoa Phat signed a contract to export the first batch of hot rolled coil (HRC) to Italy with a volume of 35,000 tons. The first order of the year going to Europe opens up a large consumption market for Hoa Phat Group's products. On February 26, all shipments were delivered to partners at Hoa Phat Dung Quat port.
BVH	134,200	-3.73%	-4.21%	1,061,200	1,133,900	
VJC	134,200	-3.73%	-4.21%	1,061,200	1,133,900	
FPT	93,800	0.32%	0.54%	2,835,400	2,831,200	
MWG	134,200	-1.18%	-1.32%	1,823,300	1,842,500	
PNJ	108,000	2.27%	5.44%	4,243,400	4,764,000	
GVR	36,750	2.08%	7.61%	5,289,000	6,252,800	
SSI	46,800	0.43%	2.41%	21,641,400	21,323,200	
HPG	51,100	2.61%	8.26%	62,900,800	74,056,100	

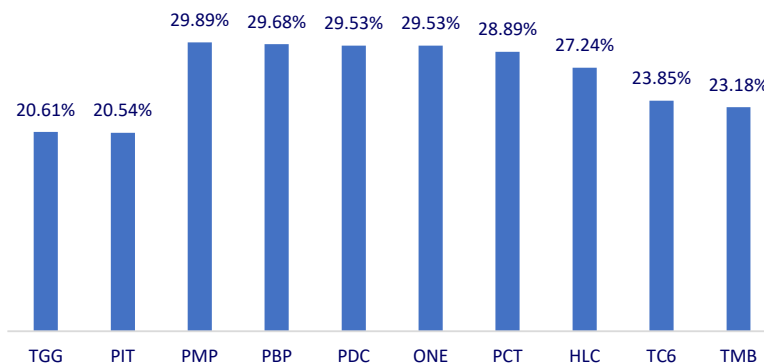
Top most traded tickers (Volume - in million)



Foreign net flow 10 nearest sessions (Billion VND)



Top increases in 3 consecutive sessions



Top decreases in 3 consecutive sessions

