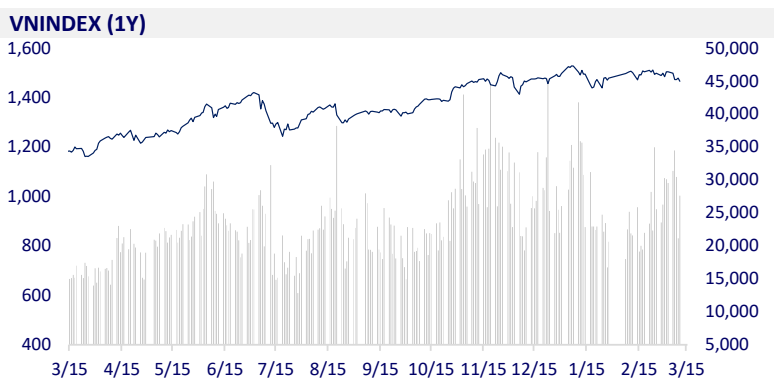
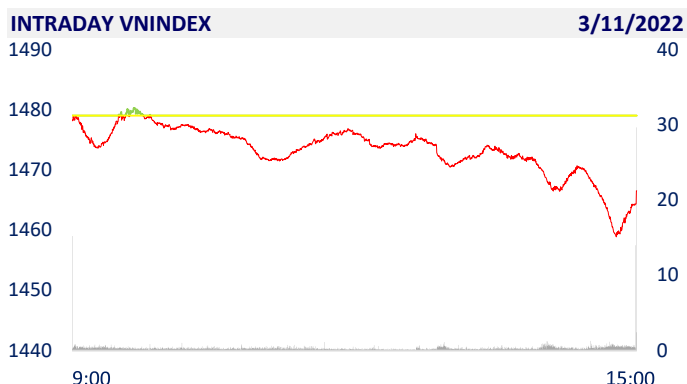
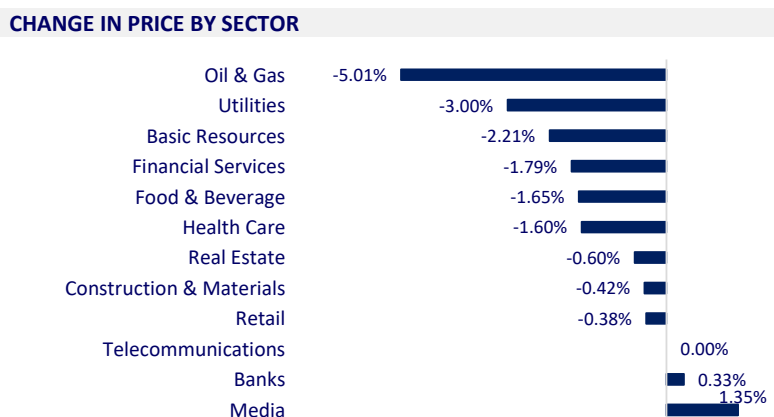


VIETNAM STOCK MARKET		1D	YTD
VN-INDEX	1,466.54	-0.85%	-2.12%
VN30	1,477.14	-0.88%	-3.81%
HNX	442.20	-1.22%	-6.71%
UPCOM	115.37	0.07%	2.39%
Net Foreign buy (B)	-542.18		
Total trading value (B)	34,745.08	29.52%	11.82%

Foreign investors continued to net sell 542 billion dong on HoSE in the 11/3 session. Foreign investors on HoSE were the biggest net buyers of DGC with 54 billion dong. VCB and STB were net bought 47 billion dong and 41 billion dong respectively. MSN was sold the most with 150 billion dong. VND is behind with a net selling value of 123 billion dong. DXG was also net sold more than 70 billion dong.



ETF & DERIVATIVES		1D	YTD
E1VFN30	24,990	-0.64%	-3.25%
FUEMAV30	17,360	-1.25%	-4.04%
FUESSV30	18,600	4.44%	-2.11%
FUESSV50	22,000	-2.22%	-3.93%
FUESSVFL	22,000	0.09%	-2.14%
FUEVFVND	28,000	-1.58%	-0.18%
FUEVN100	19,300	-2.03%	-10.15%
VN30F2209	1,474.30	-1.05%	
VN30F2206	1,472.50	-0.89%	
VN30F2203	1,476.00	-0.94%	
VN30F2202	1,540.20	0.00%	



GLOBAL MARKET		1D	YTD
Nikkei	25,162.78	0.21%	-12.60%
Shanghai	3,309.75	0.41%	-9.07%
Kospi	2,661.28	-0.71%	-10.62%
Hang Seng	20,553.79	1.75%	-12.15%
STI (Singapore)	3,249.66	0.28%	4.03%
SET (Thái Lan)	1,658.01	0.66%	0.02%
Crude oil (\$/barrel)	109.64	3.23%	43.32%
Gold (\$/ounce)	1,996.85	-0.13%	9.67%

Asian stocks recovered, Hong Kong rose the most in the region by 3%. In Japan, the Nikkei 225 gained 0.21%. The Chinese market rose with the Shanghai Composite down 0.41%. Hong Kong's Hang Seng rose 1.75%. South Korea's Kospi index alone fell 0.71%.

VIETNAM ECONOMY		1D (bps)	YTD (bps)
Vnibor	2.15%	-9	134
Deposit interest 12M	5.60%	0	0
5 year-Gov. Bond	1.67%	11	66
10 year-Gov. Bond	2.26%	-1	26
USD/VND	23,105	0	0.72%
EUR/VND	25,575	0	-3.37%
CNY/VND	3,683	0	0.68%

The Ministry of Transport will disburse an additional 3,500 billion of public investment capital in March. This year, the Ministry of Transport has been assigned a public investment plan of more than VND 50,300 billion by the Prime Minister. As of February, the Ministry of Transport has disbursed VND 2,300 billion, reaching 4.4% of the total plan.

EVENT CALENDER

Ticker	Ex-right Date	Last register Date	Exercise Date	Type	Rate	Value
NBE	3/11/2022	3/14/2022	7/29/2022	Cash		1,100
NDN	3/11/2022	3/14/2022	4/4/2022	Cash		2,000
VLA	3/14/2022	3/15/2022	3/30/2022	Cash		500
ADC	3/14/2022	3/15/2022	4/25/2022	Cash		1,400
TPH	3/14/2022	3/15/2022	5/25/2022	Cash		700
STP	3/14/2022	3/15/2022	6/17/2022	Cash		800
SDC	3/16/2022	3/17/2022	6/30/2022	Cash		500
SJD	3/17/2022	3/18/2022	3/30/2022	Cash		1,300
PDN	3/17/2022	3/18/2022	4/6/2022	Cash		1,500

SELECTED NEWS

The Ministry of Transport will disburse an additional 3,500 billion of public investment capital in March

WB: Inflation in Vietnam is still under control

Risk of reopening for tourism on March 15 but no guests worries

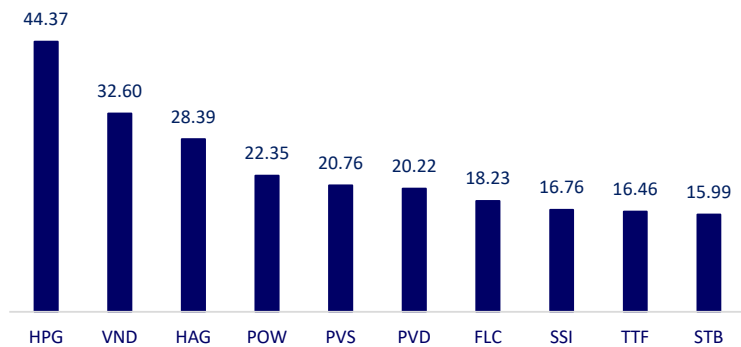
Russia suspends fertilizer exports

The European Central Bank unexpectedly wants to end its asset purchase program earlier than expected

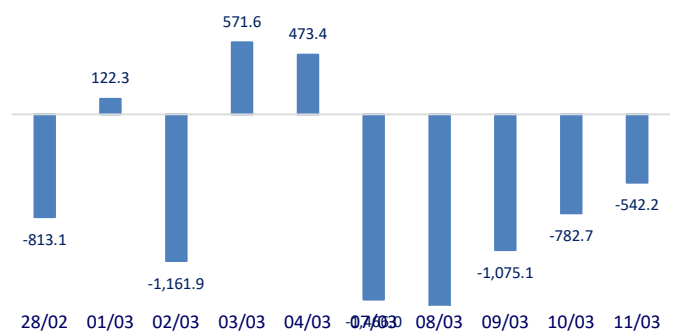
EU admits it has reached the limit of imposing financial sanctions on Russia

	Close	1D	5D	Buying vol.	Selling vol.	Content
VCB	83,800	0.36%	-1.30%	1,537,700	1,592,800	STB: Dragon Capital's member funds have raised their ownership ratio in Sacombank to over 5% and officially become a major shareholder of the bank.
BID	41,850	2.20%	-3.35%	2,559,100	2,691,000	
CTG	32,250	0.47%	-1.53%	7,240,500	8,634,800	
TCB	48,900	-0.71%	-2.10%	10,366,400	10,204,600	
VPB	36,400	-0.95%	-4.46%	15,988,500	18,190,800	
MBB	31,450	1.29%	-4.41%	19,428,900	20,623,000	
HDB	27,300	1.30%	-2.50%	5,950,700	5,358,100	
TPB	38,650	-0.90%	-5.15%	3,746,800	5,541,000	
STB	32,050	1.58%	0.16%	26,462,300	31,192,900	
ACB	32,700	-0.61%	-4.66%	5,564,100	5,737,000	
NVL	77,200	0.26%	0.26%	4,639,100	5,594,800	NVL: Mobilizing more trillions of bonds, aiming to pour another 2,000 billion dong into the company holding the key project Aqua City.
KDH	51,000	-0.97%	-6.59%	1,920,600	2,009,700	
PDR	87,700	-0.45%	-3.09%	3,471,300	4,021,100	
GAS	112,900	-4.73%	-4.32%	2,424,100	2,810,300	POW: February revenue is estimated at VND 1,563 billion, down 25% over the same period. The output of Vung Ang 1 power plant only fulfilled 58% of the February 2022 plan.
POW	16,150	-2.71%	-6.65%	42,072,700	43,090,600	
PLX	58,000	-5.38%	-5.07%	8,629,100	10,346,000	
VIC	79,000	-0.13%	0.00%	3,304,200	4,262,600	VIC: The fund managed by Dragon Capital removed VIC from the top 10 of the portfolio, this is the first time in many years this stock has dropped out of the top 10 of VEIL.
VHM	75,000	-0.27%	-3.72%	5,309,300	6,042,000	
VRE	31,850	-0.47%	-5.63%	7,144,900	8,057,800	VNM: Moc Chau Milk, which is indirectly owned by VNM, plans a modest profit growth of 7%, profit of VND 343 billion in 2022. Minimum dividend of 50% of NPAT
VNM	78,000	1.17%	0.13%	3,826,700	4,785,800	
MSN	142,500	-5.00%	-11.66%	2,747,500	2,223,800	
SAB	154,000	-1.91%	-3.75%	239,800	204,200	HPG: Mr. Nguyen Ngoc Quang, Member of the Board of Directors of Hoa Phat Group Joint Stock Company (HPG) has sold 1 million HPG shares. Transactions are carried out by order matching method on the exchange, from February 18 to March 7, 2022. After this transaction, the leader reduced his stake in HPG from 84.7 million shares to 83.7 million shares, corresponding to a reduction in ownership ratio to 1.87% of the capital.
BVH	138,500	-0.36%	-0.65%	1,339,100	1,276,300	
VJC	138,500	-0.36%	-0.65%	1,339,100	1,276,300	
FPT	93,200	-1.48%	-0.32%	1,661,900	1,981,800	
MWG	133,000	-0.37%	-2.06%	996,000	1,128,800	
PNJ	104,500	-3.51%	-1.05%	2,025,200	2,347,100	
GVR	34,500	-2.95%	-4.17%	3,789,900	5,046,300	
SSI	45,000	-3.43%	-3.43%	25,375,000	28,214,000	
HPG	47,600	-3.15%	-4.42%	62,066,400	70,301,900	

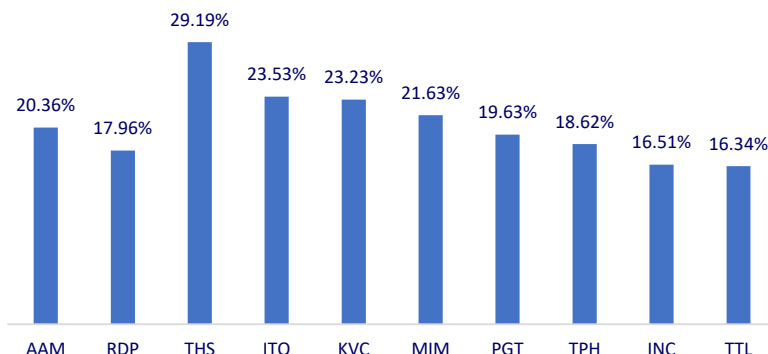
Top most traded tickers (Volume - in million)



Foreign net flow 10 nearest sessions (Billion VND)



Top increases in 3 consecutive sessions



Top decreases in 3 consecutive sessions

