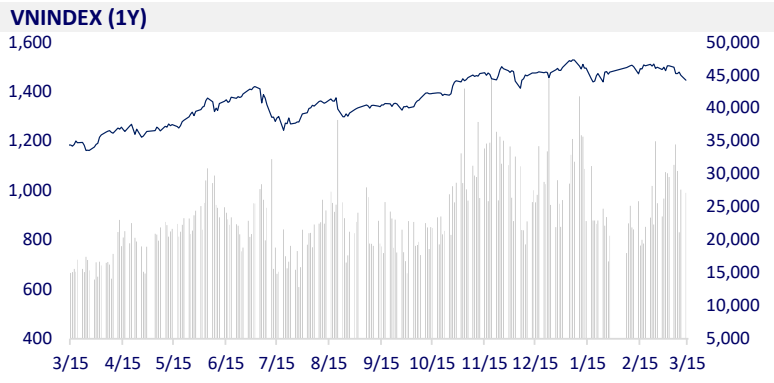
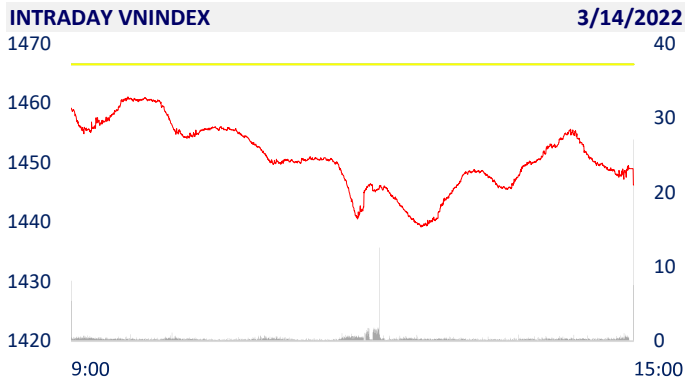
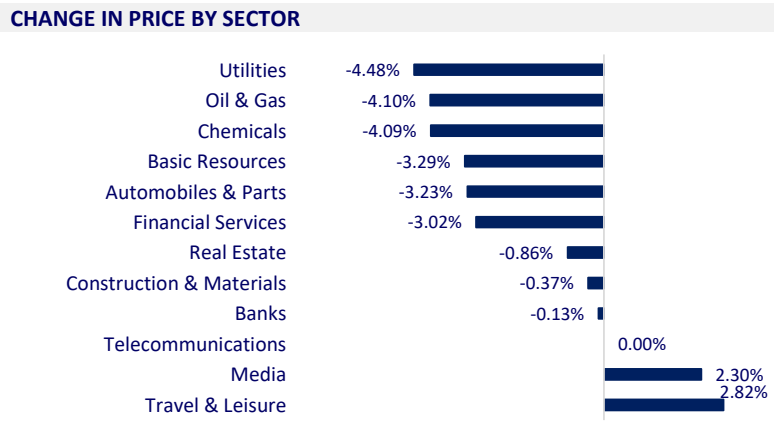


VIETNAM STOCK MARKET		1D	YTD
VN-INDEX	1,446.25	-1.38%	-3.47%
VN30	1,461.10	-1.09%	-4.86%
HNX	436.57	-1.27%	-7.89%
UPCOM	115.05	-0.28%	2.10%
Net Foreign buy (B)	-707.39		
Total trading value (B)	33,565.29	-3.40%	8.02%

Session 14/03: Basic commodities and shipping stocks plunged, VN-Index dropped more than 20 points. Market liquidity decreased DoD. The total matched value reached 30,335b dong, down 9% DoD, of which, the matched value on HoSE decreased by 4.6% to 25,616b dong. Foreign investors still net sold more than 700b dong on HoSE.



ETF & DERIVATIVES		1D	YTD
E1VFN30	24,500	-1.96%	-5.15%
FUEMAV30	17,210	-0.86%	-4.86%
FUESSV30	18,600	4.44%	-2.11%
FUESSV50	21,600	-1.82%	-5.68%
FUESSVFL	21,520	-2.18%	-4.27%
FUEVFVND	27,450	-1.96%	-2.14%
FUEVN100	19,950	3.37%	-7.12%
VN30F2209	1,460.00	-0.97%	
VN30F2206	1,458.30	-0.96%	
VN30F2203	1,463.40	-0.85%	
VN30F2202	1,540.20	0.00%	



GLOBAL MARKET		1D	YTD
Nikkei	25,307.85	-0.51%	-12.10%
Shanghai	3,223.53	-2.61%	-11.44%
Kospi	2,645.65	-0.59%	-11.15%
Hang Seng	19,531.66	-2.89%	-16.52%
STI (Singapore)	3,232.03	-0.54%	3.47%
SET (Thái Lan)	1,660.15	0.13%	0.15%
Crude oil (\$/barrel)	103.70	-2.14%	35.56%
Gold (\$/ounce)	1,965.10	-0.63%	7.93%

Asian stocks fell, Hang Seng sometimes "evaporated" nearly 5%. In Japan, the Nikkei 225 fell 0.58%. The Chinese market fell with Shanghai Composite down 2.6%, Shenzhen Component down 3.083%. Hong Kong's Hang Seng fell 2.89%. South Korea's Kospi index fell 0.59%.

VIETNAM ECONOMY		1D (bps)	YTD (bps)
Vnibor	2.11%	-4	130
Deposit interest 12M	5.60%	0	0
5 year-Gov. Bond	1.68%	1	67
10 year-Gov. Bond	2.30%	4	30
USD/VND	23,115	0	0.76%
EUR/VND	25,556	0	-3.45%
CNY/VND	3,669	0	0.30%

Figures just announced by the Ministry of Finance show that the total budget revenue in February reached 138,500 billion VND. The two-month budget accrual is about 323,800 billion dong, up nearly 11% over the same period and equaling approximately 23% of the estimate. The three main revenues, namely domestic revenue, revenue from crude oil and revenue from import and export, all increased over the same period in 2021, 7.6% respectively; 57.2% and 29.4%.

**EVENT CALENDER**

Ticker	Ex-right Date	Last register Date	Exercise Date	Type	Rate	Value
VLA	3/14/2022	3/15/2022	3/30/2022	Cash		500
ADC	3/14/2022	3/15/2022	4/25/2022	Cash		1,400
TPH	3/14/2022	3/15/2022	5/25/2022	Cash		700
STP	3/14/2022	3/15/2022	6/17/2022	Cash		800
SDC	3/16/2022	3/17/2022	6/30/2022	Cash		500
SJD	3/17/2022	3/18/2022	3/30/2022	Cash		1,300
PDN	3/17/2022	3/18/2022	4/6/2022	Cash		1,500
HDG	3/17/2022	3/18/2022	4/20/2022	Cash		1,000
PPP	3/18/2022	3/21/2022	4/19/2022	Cash		1,000

## SELECTED NEWS

Banks and Real Estate "absent" among the top issuers of corporate bonds in February 2022

The US market will be the main driving force for shrimp exports

Budget increase revenue from crude oil

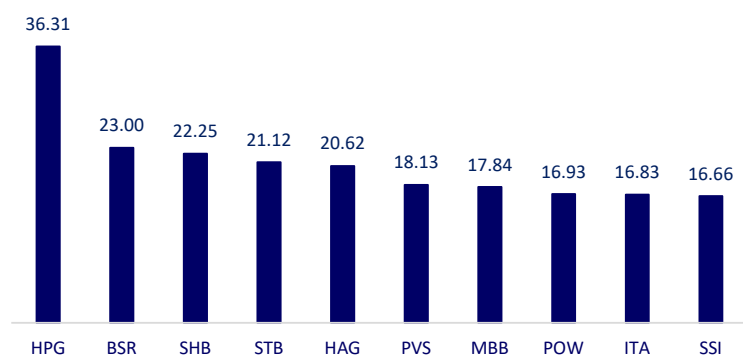
Russian stock market stops trading for another week

IMF: Russia may default, but not cause global financial crisis

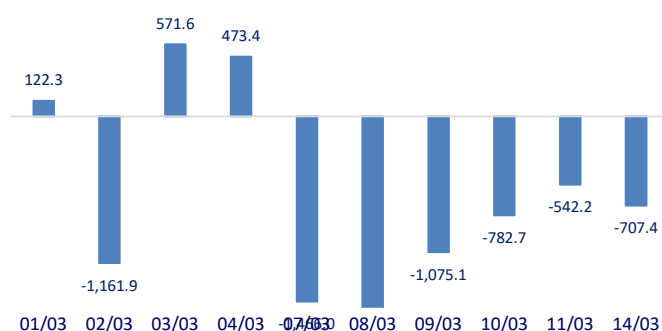
Blockade because of Covid-19, half of China's economy may be affected

	Close	1D	5D	Buying vol.	Selling vol.	Content
VCB	84,200	0.48%	-0.82%	1,909,100	1,987,500	TCB: Techcombank has just issued a Resolution approving a credit of VND 1,500 billion to Nui Phao Mining and Mineral Processing Company Limited (NPM) and Tungsten Masan Company Limited (MTC). For Nui Phao Minerals is up to 1,500 billion VND and for Tungsten Masan is not more than 600 billion VND. Credit limit has a term of 12 months, including loan limit, guarantee limit, letter of credit limit, discount limit The collateral for the credit line is the stock of Masan High-Tech Materials JSC (UPCoM: MSR) owned by Masan Vision JSC (MH).
BID	41,300	-1.31%	-2.25%	2,040,500	3,199,600	
CTG	31,900	-1.09%	-0.78%	8,518,900	9,562,300	
TCB	48,500	-0.82%	-1.52%	8,926,600	8,681,700	
VPB	36,000	-1.10%	-4.51%	21,203,600	21,630,900	
MBB	31,650	0.64%	-1.71%	26,972,300	28,089,300	
HDB	27,100	-0.73%	-1.09%	4,166,300	4,938,300	
TPB	39,200	1.42%	0.51%	3,665,300	4,898,700	
STB	32,500	1.40%	3.17%	36,036,200	37,103,300	
ACB	32,700	0.00%	-1.65%	5,063,700	5,095,300	
NVL	76,500	-0.91%	0.66%	6,197,900	6,316,300	PDR: The Board of Directors approved a foreign loan of USD 30 million to convert the principal balance into common shares for the lender when the company offered private shares.
KDH	50,200	-1.57%	-6.69%	1,714,600	1,894,200	
PDR	87,500	-0.23%	-2.23%	3,504,400	3,548,100	Environmental protection tax for gasoline will be reduced by 2,000VND/liter. The reduction for diesel, fuel oil, lubricant is 1,000VND/liter, grease is 1,000VND/kg.
GAS	106,000	-6.11%	-14.93%	2,191,400	2,186,900	
POW	15,650	-3.10%	-8.21%	31,785,100	35,368,900	
PLX	55,900	-3.62%	-11.69%	7,334,400	6,249,300	VIC: Vingroup proposes to invest in a megacity in Khanh Hoa. If the investment proposal is approved by the government, Vingroup is expected to start the project in June 2023.
VIC	78,300	-0.89%	-0.25%	3,604,000	4,769,000	
VHM	74,500	-0.67%	-2.23%	5,273,600	5,614,200	VNM: During the 2016-2019 period, Vinamilk spent about VND 2,000 billion/year on advertising, but this expenditure suddenly dropped sharply in the 2 Covid years.
VRE	32,000	0.47%	-2.74%	8,295,600	9,650,000	
VNM	77,200	-1.03%	0.52%	3,041,800	3,509,200	- MWG: Board resolution approving MWG's policy on overseas investment in Indonesia
MSN	136,100	-4.49%	-13.97%	2,829,700	2,636,700	
SAB	154,000	0.00%	-0.39%	294,300	244,600	- HPG: Hoa Phat Dung Quat Steel Joint Stock Company has just sent an official letter to the People's Committee of Quang Ngai province about the investment in the project of a steel rolling mill. Accordingly, this project will scale about 12 hectares, in Binh Thuan commune, in Dung Quat economic zone.
BVH	145,000	4.69%	8.05%	2,232,800	1,847,100	
VJC	145,000	4.69%	8.05%	2,232,800	1,847,100	- HPG: Hoa Phat Dung Quat Steel Joint Stock Company has just sent an official letter to the People's Committee of Quang Ngai province about the investment in the project of a steel rolling mill. Accordingly, this project will scale about 12 hectares, in Binh Thuan commune, in Dung Quat economic zone.
FPT	91,800	-1.50%	-2.13%	3,135,800	4,045,000	
MWG	131,700	-0.98%	-1.86%	1,884,900	2,189,400	
PNJ	98,500	-5.74%	-8.80%	2,855,700	2,789,000	
GVR	33,350	-3.33%	-9.25%	3,949,600	3,832,300	
SSI	43,200	-4.00%	-7.69%	27,300,800	28,803,900	
HPG	45,800	-3.78%	-10.37%	51,549,500	53,233,800	

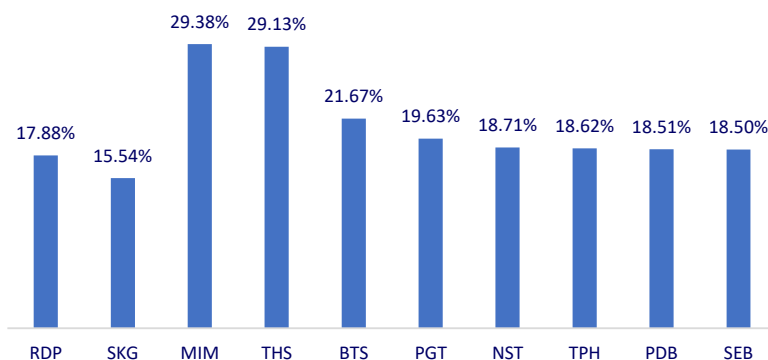
Top most traded tickers (Volume - in million)



Foreign net flow 10 nearest sessions (Billion VND)



Top increases in 3 consecutive sessions



Top decreases in 3 consecutive sessions

