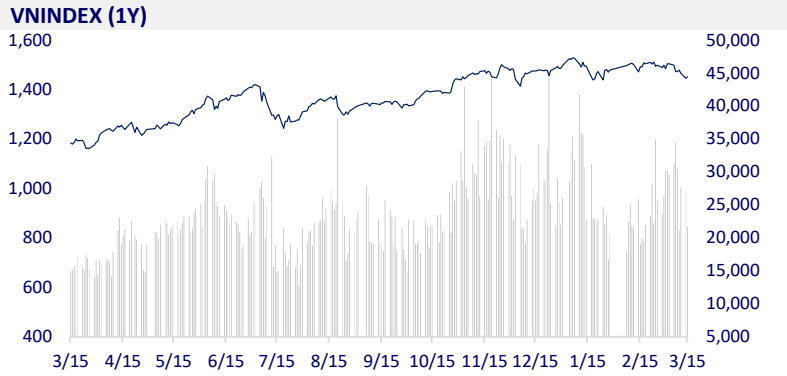
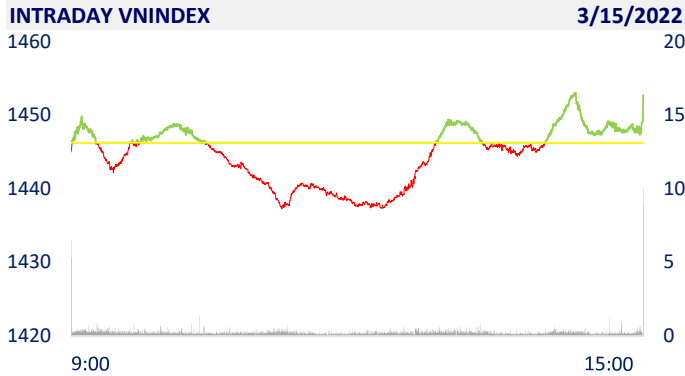
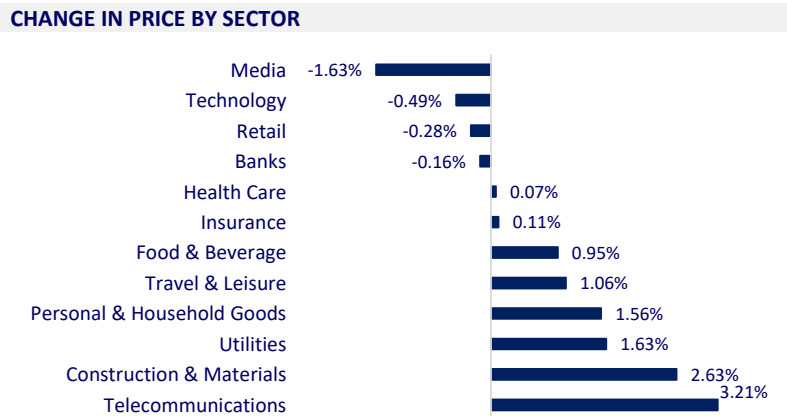


VIETNAM STOCK MARKET		1D	YTD
VN-INDEX	1,452.74	0.45%	-3.04%
VN30	1,468.89	0.53%	-4.35%
HNX	443.52	1.59%	-6.43%
UPCOM	115.56	0.44%	2.56%
Net Foreign buy (B)	-431.95		
Total trading value (B)	26,277.78	-21.71%	-15.43%

Foreign investors continued to net sell nearly 432 billion dong on HoSE on March 15. HPG was sold the most by foreign investors on HoSE with a value of 115 billion dong. VIC, VCB and VHM all had a net selling value of more than 90 billion dong. Meanwhile, STB was bought the most with 124 billion dong. VPB and VJC were net bought 68 billion dong and 65 billion dong respectively.



ETF & DERIVATIVES		1D	YTD
E1VFN30	24,700	0.82%	-4.37%
FUEMAV30	17,250	0.23%	-4.64%
FUESSV30	18,590	4.38%	-2.16%
FUESSV50	21,600	0.00%	-5.68%
FUESSVFL	22,140	2.88%	-1.51%
FUEVFN30	27,600	0.55%	-1.60%
FUEVN100	19,300	-3.26%	-10.15%
VN30F2209	1,460.90	0.06%	
VN30F2206	1,457.50	-0.05%	
VN30F2203	1,464.50	0.08%	
VN30F2202	1,540.20	0.00%	



GLOBAL MARKET		1D	YTD
Nikkei	25,346.48	0.04%	-11.97%
Shanghai	3,063.97	-4.95%	-15.82%
Kospi	2,621.53	-0.91%	-11.96%
Hang Seng	18,415.08	-2.04%	-21.30%
STI (Singapore)	3,236.04	0.12%	3.60%
SET (Thái Lan)	1,644.36	-0.95%	-0.80%
Crude oil (\$/barrel)	96.75	-1.70%	26.47%
Gold (\$/ounce)	1,923.95	-1.09%	5.67%

Asian stocks mixed, China market continued to go down. In Japan, the Nikkei 225 gained 0.04%. The Chinese market fell with Shanghai Composite down 4.95%, Shenzhen Component down 4,363%. Hong Kong's Hang Seng fell 2.04%. South Korea's Kospi index fell 0.91%.

VIETNAM ECONOMY		1D (bps)	YTD (bps)
Vnibor	2.13%	2	132
Deposit interest 12M	5.60%	0	0
5 year-Gov. Bond	1.69%	1	68
10 year-Gov. Bond	2.68%	38	68
USD/VND	23,100	0	0.70%
EUR/VND	25,599	0	-3.28%
CNY/VND	3,660	0	0.05%

Generally for the first two months of the year, the total import and export turnover of goods was estimated at 109.6 billion USD, up 14% over the same period last year, of which exports increased by 12%; imports increased by 17%. Trade balance in the first 2 months of the year has a trade deficit of 581 million USD, of which the domestic economic sector has a deficit of 2.3 billion USD; the foreign-invested sector (including crude oil) had a trade surplus of nearly 2.9 billion USD.

**EVENT CALENDER**

Ticker	Ex-right Date	Last register Date	Exercise Date	Type	Rate	Value
PPH	3/16/2022	3/17/2022	3/25/2022	Cash		1,000
SDC	3/16/2022	3/17/2022	6/30/2022	Cash		500
SJD	3/17/2022	3/18/2022	3/30/2022	Cash		1,300
PDN	3/17/2022	3/18/2022	4/6/2022	Cash		1,500
HDG	3/17/2022	3/18/2022	4/20/2022	Cash		1,000
SJE	3/17/2022	3/18/2022	3/28/2022	Cash		1,000
PDN	3/17/2022	3/18/2022	4/6/2022	Cash		1,500
THG	3/18/2022	3/21/2022	4/6/2022	Cash		1,000
PPP	3/18/2022	3/21/2022	4/19/2022	Cash		1,000

## SELECTED NEWS

Vietnam spent more than 1 billion USD importing gasoline in the first 2 months of the year

Nghi Son Refinery and Petrochemical Plant is not included in the scenario of petroleum supply management in the second quarter

In the first 2 months of the year, nearly 190 businesses with a scale of over 100 billion dong temporarily stopped doing business

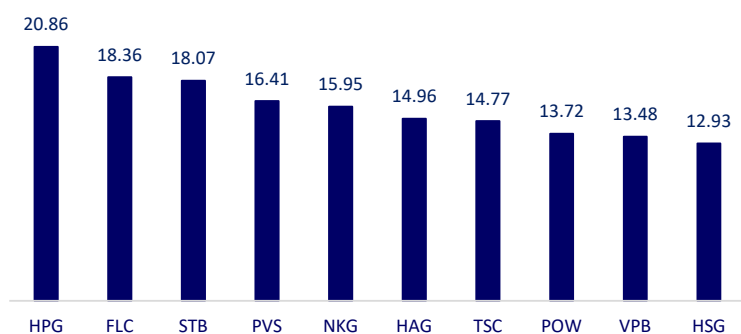
Russia suspends activities at the Parliamentary Assembly of the Council of Europe

India says it will be ready to release more oil reserves

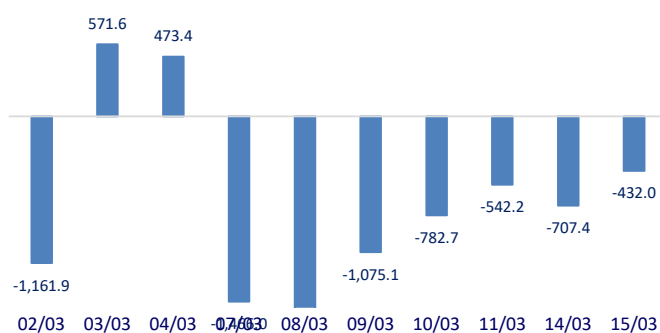
US is concerned about Russia-China 'link'

	Close	1D	5D	Buying vol.	Selling vol.	Content
VCB	81,100	-3.68%	-0.49%	3,436,600	3,787,900	VPB: AIA Life Insurance (AIA Vietnam) and VPBank announce the extension of the exclusive cooperation agreement to distribute insurance via banks from 15 years as originally planned to 19 years. Since the cooperation agreement on exclusive distribution of insurance was signed for the first time in 2017, VPBank has always been in the group of banks with the highest sales of life insurance and is currently ranked 3rd in the whole market. Up to now, AIA insurance distribution has been deployed in more than 250 branches of the bank.
BID	42,100	1.94%	1.20%	2,731,900	2,634,200	
CTG	31,950	0.16%	-0.31%	6,756,600	6,688,800	
TCB	48,600	0.21%	-0.82%	6,350,400	6,667,700	
VPB	36,900	2.50%	-0.27%	22,458,300	18,107,300	
MBB	31,600	-0.16%	1.94%	17,289,300	17,154,700	
HDB	27,200	0.37%	-0.55%	4,388,800	4,667,300	
TPB	39,900	1.79%	2.84%	11,667,400	15,185,300	
STB	32,700	0.62%	6.00%	32,963,100	37,135,200	
ACB	32,800	0.31%	0.61%	4,829,000	6,410,000	
NVL	76,600	0.13%	0.79%	6,005,600	5,313,500	KDH: Due to negative cash flow of VND 2,015 billion at the end of 2021, KDH is boosting capital mobilization from bonds to lend to subsidiaries.
KDH	50,000	-0.40%	-4.03%	1,559,900	1,539,700	
PDR	86,300	-1.37%	-0.92%	3,716,300	4,101,300	
GAS	108,000	1.89%	-10.52%	2,301,700	1,337,600	POW: can continue to divest two businesses this year with a total capital of nearly 350 billion dong. The revenue will supplement resources to implement projects such as Nhon Trach 3 & 4.
POW	16,400	4.79%	-4.65%	35,165,500	26,435,100	
PLX	56,000	0.18%	-8.65%	6,159,200	4,021,100	
VIC	78,300	0.00%	0.51%	3,997,000	4,821,100	VIC: Want to borrow 400 million USD, Vingroup and Vinfast get a green syndicated loan of 500 million USD, in which HSBC cooperates with a number of other banks to provide this loan.
VHM	74,500	0.00%	-0.13%	6,202,200	7,303,600	
VRE	31,750	-0.78%	-2.31%	5,443,500	7,104,400	
VNM	77,200	0.00%	1.45%	3,285,000	2,742,200	MSN: Techcombank grants a maximum credit limit of VND 1,500 billion for Nui Phao Minerals and no more than VND 600 billion for Tungsten Masan.
MSN	141,100	3.67%	-11.15%	2,176,100	1,554,400	
SAB	151,300	-1.75%	-2.76%	273,900	255,700	
BVH	148,000	2.07%	8.03%	1,807,400	1,766,100	- VJC: A representative of Vietjet Air said that this March, the airline will reopen and increase the frequency of a series of routes throughout the country, especially those to and from Phu Quoc, Nha Trang, and Can. Poetry, Da Nang ... to meet the needs of customers' travel, trade and tourism in the summer.
VJC	148,000	2.07%	8.03%	1,807,400	1,766,100	
FPT	91,000	-0.87%	-4.01%	3,133,300	3,416,400	
MWG	131,400	-0.23%	-2.09%	1,787,400	1,734,800	
PNJ	102,900	4.47%	-2.92%	1,663,300	1,157,000	
GVR	33,850	1.50%	-6.75%	1,874,500	1,731,900	
SSI	43,300	0.23%	-7.87%	14,955,300	14,320,500	
HPG	46,150	0.76%	-6.67%	37,173,100	34,443,200	

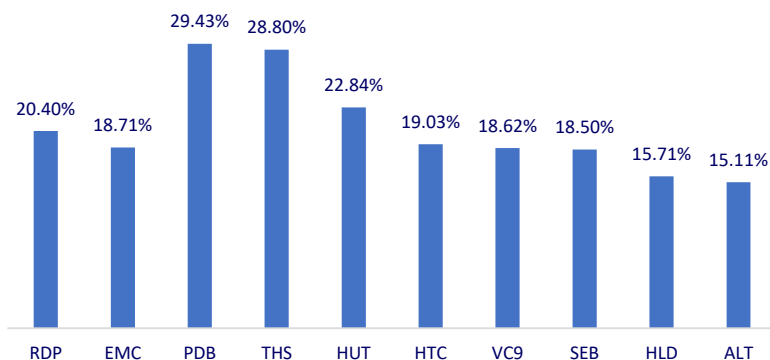
Top most traded tickers (Volume - in million)



Foreign net flow 10 nearest sessions (Billion VND)



Top increases in 3 consecutive sessions



Top decreases in 3 consecutive sessions

