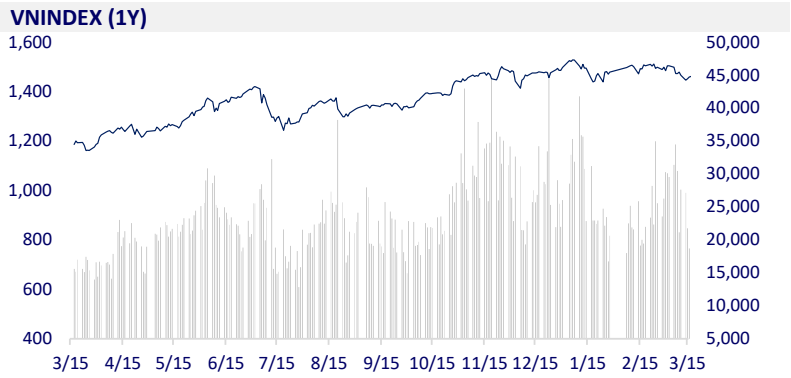
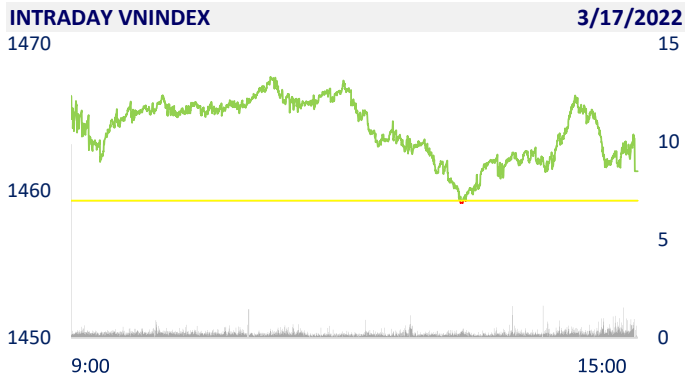
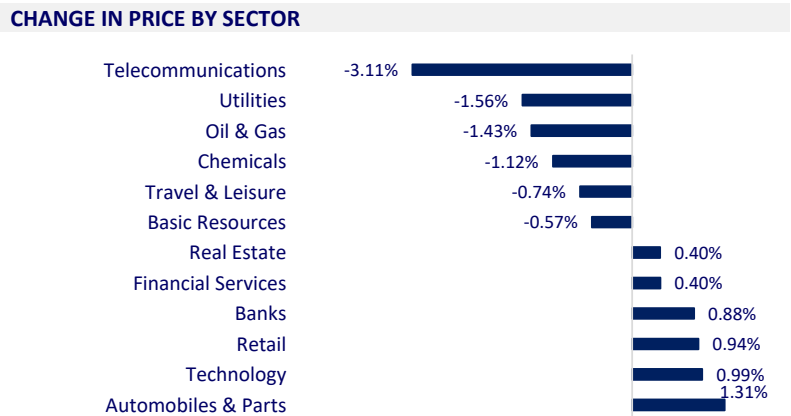


VIETNAM STOCK MARKET		1D	YTD
VN-INDEX	1,461.34	0.14%	-2.47%
VN30	1,469.92	-0.19%	-4.28%
HNX	446.16	0.00%	-5.87%
UPCOM	115.94	-0.09%	2.89%
Net Foreign buy (B)	114.89		
Total trading value (B)	25,216.58	13.08%	-18.84%

Basic commodity stocks were sold strongly, VN-Index increased slightly in the derivative maturity session. Market liquidity increased compared to the previous session. The total matched value reached 22,912 billion dong, up 17.3%, of which, the matched value on HoSE alone increased by 20% to 19,698 billion dong. Foreign investors net bought again 115 billion dong on HoSE.



ETF & DERIVATIVES		1D	YTD
E1VFN30	24,860	0.08%	-3.76%
FUEMAV30	17,350	0.00%	-4.09%
FUESSV30	18,550	4.15%	-2.37%
FUESSV50	21,600	0.00%	-5.68%
FUESSVFL	22,200	0.91%	-1.25%
FUEVFN30	28,180	1.37%	0.46%
FUEVN100	19,500	-0.10%	-9.22%
VN30F2209	1,472.00	0.40%	
VN30F2206	1,472.00	0.42%	
VN30F2203	1,472.20	0.03%	
VN30F2202	1,540.20	0.00%	



GLOBAL MARKET		1D	YTD
Nikkei	26,652.89	0.40%	-7.43%
Shanghai	3,215.04	1.40%	-11.67%
Kospi	2,694.51	1.33%	-9.51%
Hang Seng	21,501.23	2.12%	-8.11%
STI (Singapore)	3,322.71	0.97%	6.37%
SET (Thái Lan)	1,681.76	0.83%	1.46%
Crude oil (\$/barrel)	99.53	3.23%	30.10%
Gold (\$/ounce)	1,944.30	0.52%	6.78%

Asian stocks rose, Hong Kong continued to lead the region. In Japan, the Nikkei 225 gained 0.4%. China's stock market rose with Shanghai Composite up 1.4%, Shenzhen Component up 2,408%. Hong Kong's Hang Seng rose 2.12%, leading the region. South Korea's Kospi index rose 1.33%.

VIETNAM ECONOMY		1D (bps)	YTD (bps)
Vnibor	2.19%	1	138
Deposit interest 12M	5.60%	0	0
5 year-Gov. Bond	1.71%	1	70
10 year-Gov. Bond	2.27%	0	27
USD/VND	23,085	0	0.63%
EUR/VND	25,676	0	-2.99%
CNY/VND	3,671	0	0.36%

The national petroleum reserve fund can only meet demand for about 5-7 days. To ensure domestic supply, the Government has planned an oil refinery with a production scale of 10 million tons in Vung Tau, in addition to increasing the capacity of existing factories.

EVENT CALENDER

Ticker	Ex-right Date	Last register Date	Exercise Date	Type	Rate	Value
SJD	3/17/2022	3/18/2022	3/30/2022	Cash		1,300
PDN	3/17/2022	3/18/2022	4/6/2022	Cash		1,500
HDG	3/17/2022	3/18/2022	4/20/2022	Cash		1,000
SJE	3/17/2022	3/18/2022	3/28/2022	Cash		1,000
PDN	3/17/2022	3/18/2022	4/6/2022	Cash		1,500
THG	3/18/2022	3/21/2022	4/6/2022	Cash		1,000
PPP	3/18/2022	3/21/2022	4/19/2022	Cash		1,000
DAE	3/18/2022	3/21/2022	4/29/2022	Cash		1,200
PMC	3/18/2022	3/21/2022	4/4/2022	Cash		1,400

SELECTED NEWS

Vietnam is about to have an oil refinery with a scale of 10 million tons

Philippines considers extending safeguard measures against cement imported from Vietnam

Minister of Industry and Trade: If the tax tool still cannot control the price of gasoline, the welfare policy will be taken into account

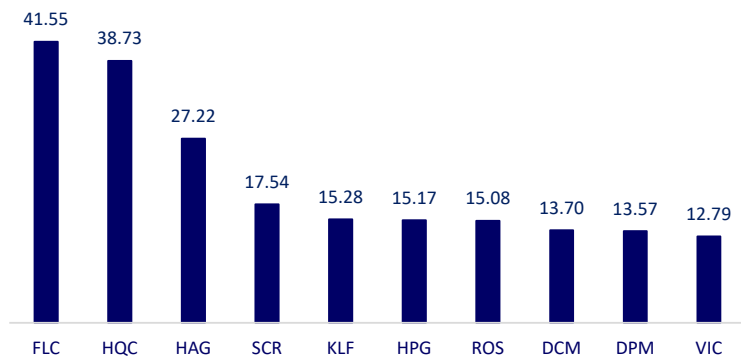
Inflation in Canada sets new record highs, prices rise violently

President Putin: Russia does not need to print more money

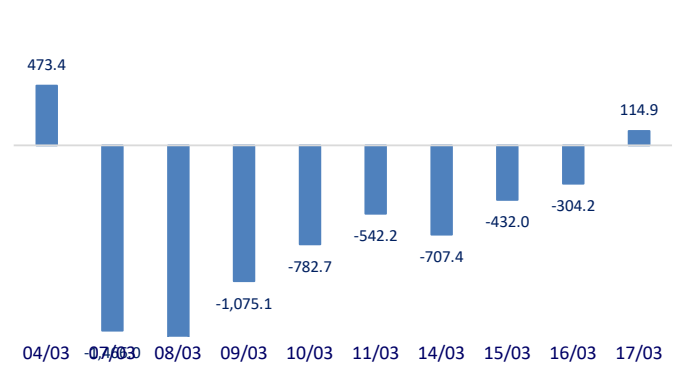
IEA downgrades oil demand outlook amid supply shortage from Russia

	Close	1D	5D	Buying vol.	Selling vol.	Content	
VCB	83,000	0.61%	-0.60%	2,094,700	1,865,600	ACB: There will be an annual shareholder meeting on April 7 to discuss plans to increase capital, issue shares and some other issues. The bank will submit a plan to increase its charter capital from VND 27,019 billion to more than VND 33,774 billion by paying a 25% stock dividend. Implementation is expected in the third quarter. Regarding the business plan, ACB sets a target of pre-tax profit in 2022 to increase by 25%, reaching VND 15,018 billion. Total assets increased 11% to 588,187 billion dong. Customer deposits increased by 11% to VND 421,897 billion.	
BID	43,500	4.57%	6.23%	8,827,300	9,189,700		
CTG	32,700	2.19%	1.87%	14,212,500	14,966,900		
TCB	49,000	-0.10%	-0.51%	5,108,800	7,402,500		
VPB	36,450	-0.95%	-0.82%	12,698,000	16,122,100		
MBB	32,250	0.47%	3.86%	19,759,900	23,709,300		
HDB	27,500	1.29%	2.04%	8,867,400	7,029,900		
TPB	39,600	-0.38%	1.54%	4,539,900	6,853,500		
STB	32,800	-0.30%	3.96%	19,781,600	27,243,100		
ACB	32,800	0.00%	-0.30%	4,669,000	6,212,900		
NVL	76,600	-1.03%	-0.52%	5,089,300	6,259,700	NVL: The current land fund reaches 10,600 ha (early 2021 at 5,400 ha). Expected to launch 15,000 products in 2022	
KDH	51,400	1.58%	-0.19%	2,046,900	1,829,100		
PDR	86,400	0.70%	-1.93%	3,900,700	3,595,500		
GAS	106,000	-2.93%	-10.55%	1,186,000	1,517,200	POW: PV Power plans to divest all of more than 2.8 million EIC shares, equivalent to 7.85% of capital. The transaction is expected to be executed by order matching method on HNX.	
POW	16,300	0.00%	-1.81%	18,399,100	23,560,500		
PLX	55,800	-0.71%	-8.97%	2,711,700	3,077,100		
VIC	78,400	0.38%	-0.88%	4,648,700	5,870,500	VIC: VinFast has completed the issuance of VND5,000b of bonds from December 27, 2021 to March 8, 2022. Bonds have a par value of 100,000 VND, equivalent to a total volume of 50m bonds.	
VHM	74,000	-0.27%	-1.60%	5,369,800	6,822,800		
VRE	32,250	1.57%	0.78%	4,417,700	5,551,800		
VNM	76,400	-1.16%	-0.91%	2,072,800	3,224,000		
MSN	138,000	-1.78%	-8.00%	1,328,800	1,272,600		
SAB	154,000	0.00%	-1.91%	188,700	73,700		
BVH	145,000	-1.36%	4.32%	1,324,600	1,378,100		FPT: has just announced the documents of the 2022 Annual General Meeting of Shareholders. Accordingly, the Board of Directors submitted a plan to pay cash dividend in 2021 at the rate of 20%, advanced 10% and the remaining 10% after approval of the General Meeting of Shareholders. The expected distribution period is before the end of the third quarter. At the same time, the business will pay a stock dividend of 20% and be done along with the remaining 2021 cash dividend.
VJC	145,000	-1.36%	4.32%	1,324,600	1,378,100		
FPT	92,000	0.44%	-2.75%	2,214,400	2,105,300		
MWG	130,800	-0.46%	-2.02%	1,260,700	1,474,800		
PNJ	103,000	0.19%	-4.89%	1,123,100	1,469,900		
GVR	33,800	0.30%	-4.92%	2,990,600	2,208,700		
SSI	43,800	0.00%	-6.01%	7,444,800	10,896,000		
HPG	45,950	-0.54%	-6.51%	24,570,800	25,563,700		

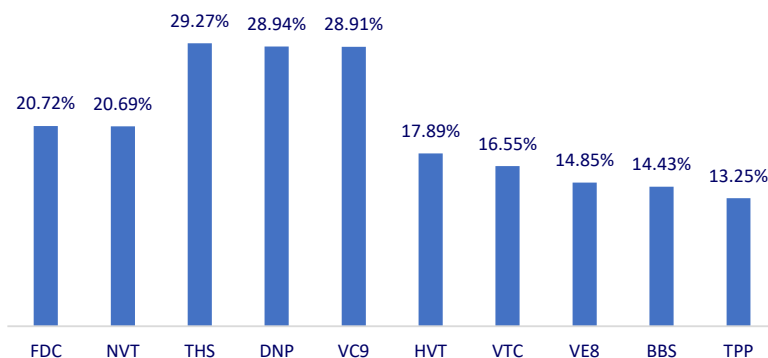
Top most traded tickers (Volume - in million)



Foreign net flow 10 nearest sessions (Billion VND)



Top increases in 3 consecutive sessions



Top decreases in 3 consecutive sessions

