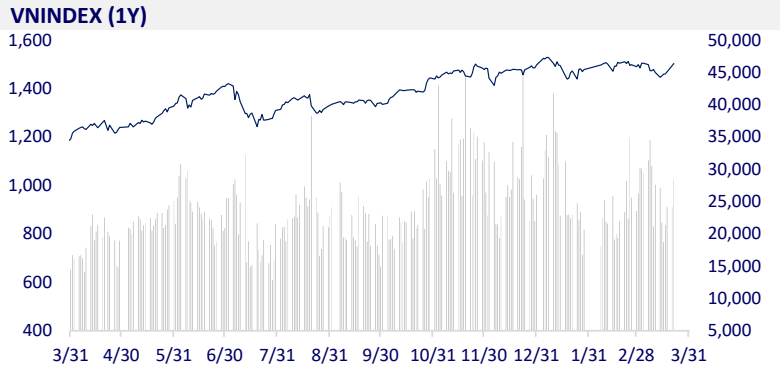
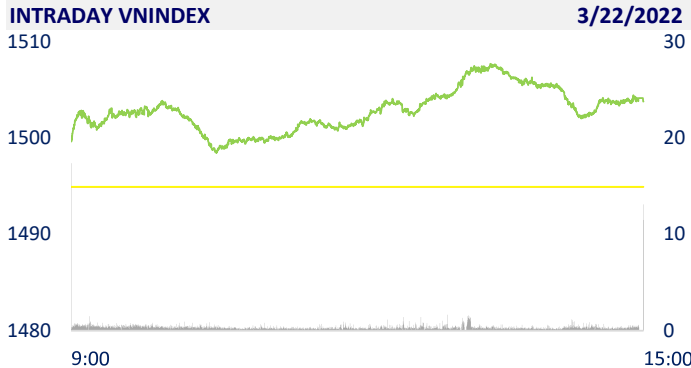
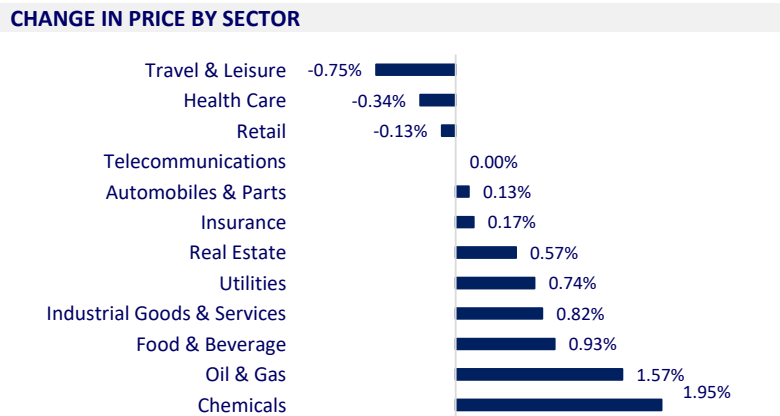


VIETNAM STOCK MARKET		1D	YTD
VN-INDEX	1,503.78	0.59%	0.37%
VN30	1,513.40	0.71%	-1.45%
HNX	461.35	0.67%	-2.67%
UPCOM	116.80	0.53%	3.66%
Net Foreign buy (B)	530.47		
Total trading value (B)	34,103.24	16.91%	9.76%

Banking, Oil and Gas, Fertilizer, and Coal stocks gained strongly, VN-Index maintained the 1,500 point mark in the session 22/3. Foreign investors' trade was also quite positive as they had the second net buying session in a row with the value of 530 billion dong. The buying force focused on DGC, STB, GEX, VRE, VHM...



ETF & DERIVATIVES		1D	YTD
E1VFN30	25,410	0.51%	-1.63%
FUEMAV30	17,810	1.08%	-1.55%
FUESSV30	18,530	4.04%	-2.47%
FUESSV50	22,400	2.28%	-2.18%
FUESSVFL	22,200	-0.63%	-1.25%
FUEVFN30	28,750	0.88%	2.50%
FUEVN100	19,980	0.96%	-6.98%
VN30F2209	1,495.20	0.36%	
VN30F2206	1,493.30	0.30%	
VN30F2203	1,472.20	0.00%	
VN30F2202	1,540.20	0.00%	



GLOBAL MARKET		1D	YTD
Nikkei	27,224.11	-0.14%	-5.44%
Shanghai	3,259.86	0.19%	-10.44%
Kospi	2,710.00	0.89%	-8.99%
Hang Seng	21,889.28	2.16%	-6.45%
STI (Singapore)	3,350.17	-0.16%	7.25%
SET (Thái Lan)	1,677.87	0.24%	1.22%
Crude oil (\$/barrel)	109.55	-2.91%	43.20%
Gold (\$/ounce)	1,928.85	-0.19%	5.93%

Asian stocks mostly rose, with Hong Kong leading the region. In Japan alone, the Nikkei 225 fell 0.14%. The Chinese market was mixed with Shanghai Composite up 0.19%, Shenzhen Component down 0.492%. Hong Kong's Hang Seng rose 2.16%. South Korea's Kospi index rose 0.89%.

VIETNAM ECONOMY		1D (bps)	YTD (bps)
Vnibor	2.17%	-2	136
Deposit interest 12M	5.60%	0	0
5 year-Gov. Bond	1.87%	13	86
10 year-Gov. Bond	2.43%	12	43
USD/VND	23,095	0	0.68%
EUR/VND	25,596	0	-3.29%
CNY/VND	3,664	0	0.16%

Deputy Minister of Industry and Trade Tran Quoc Khanh said that in addition to two-way trade growing by 17% in the first year of implementation of the Vietnam-UK bilateral FTA, FDI flows from the UK into Vietnam have significantly increased. Specifically, in 2021, there are 48 newly granted British investment projects in Vietnam, with a total registered capital of more than 53 million USD, an increase of 157% compared to the previous year.

EVENT CALENDER

Ticker	Ex-right Date	Last register Date	Exercise Date	Type	Rate	Value
VGG	3/22/2022	3/23/2022	5/31/2022	Cash		1,000
DP3	3/23/2022	3/24/2022	7/8/2022	Cash		6,000
LHC	3/23/2022	3/24/2022	4/20/2022	Cash		1,000
VNL	3/23/2022	3/24/2022	4/22/2022	Cash		800
GMH	3/24/2022	3/25/2022	4/13/2022	Cash		1,000
LBM	3/24/2022	3/25/2022	4/14/2022	Cash		1,000
PGI	3/24/2022	3/25/2022		Stock	100:25	
SMN	3/24/2022	3/25/2022	4/25/2022	Cash		1,100
VAF	3/25/2022	3/28/2022	4/15/2022	Cash		500

SELECTED NEWS

Funding for tourism businesses to return

GDP growth despite the pandemic and social support policies helped Vietnam rise 2 places in the world's happiest country rankings

Investment capital from the UK is poured into the processing and manufacturing industry in Vietnam

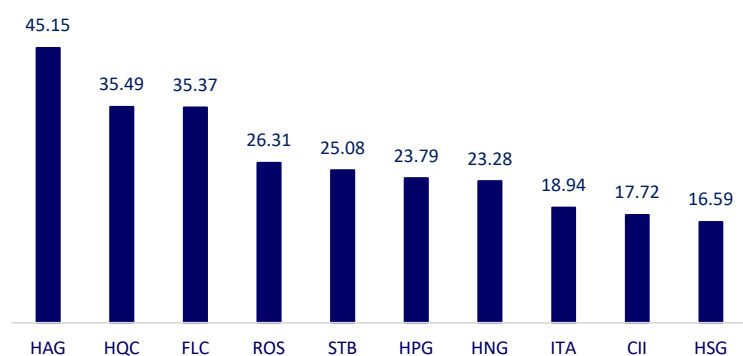
EU relaxes to support businesses affected by sanctions

The EU is divided over the plan to embargo oil and gas from Russia

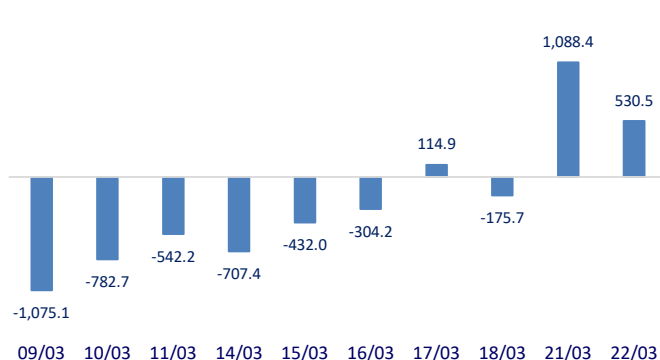
Cheap Russian oil finds buyers in India

	Close	1D	5D	Buying vol.	Selling vol.	Content
VCB	84,900	0.00%	4.69%	1,270,900	1,560,900	STB: From a bank with good financial capacity and stable development, after merging with Phuong Nam Bank, Sacombank faced nearly VND 97,000 billion of bad debts and outstanding assets, accounting for 30% of total assets. But after 5 years, Sacombank has a very positive speed of bad debt handling. The bank has recovered nearly 72,000 billion dong of bad debts and outstanding assets, of which about 60,000 billion dong are items under the scheme, reaching nearly 70% of the overall plan.
BID	43,500	-0.68%	3.33%	4,827,600	4,923,800	
CTG	33,000	0.46%	3.29%	11,445,700	11,351,200	
TCB	49,900	0.91%	2.67%	8,624,200	11,111,200	
VPB	36,850	0.14%	-0.14%	13,692,800	23,503,000	
MBB	32,450	0.78%	2.69%	16,473,900	21,611,400	
HDB	28,300	0.00%	4.04%	8,646,900	9,070,600	
TPB	40,500	1.50%	1.50%	9,153,100	11,208,200	
STB	34,050	2.87%	4.13%	40,838,600	45,191,800	
ACB	33,300	1.06%	1.52%	5,864,400	6,726,100	
NVL	84,100	2.06%	9.79%	10,091,700	10,870,300	NVL: In 2021, Novaland's unrealized revenue increased by \$3.2 billion to \$7.8 billion (+70%). Of which, \$3,859 million comes from Aqua City, \$1,485 million comes from NovaWorld Phan Thiet...
KDH	52,800	-0.94%	5.60%	2,084,100	2,706,600	
PDR	91,300	0.44%	5.79%	5,578,000	6,053,900	
GAS	115,000	0.88%	6.48%	1,134,900	1,739,400	Oil prices jumped more than 7% on Monday (March 21), with Brent surpassing \$115 a barrel, as EU nations consider joining the United States in the Russian oil embargo.
POW	16,500	1.85%	0.61%	31,578,600	30,349,200	
PLX	56,800	1.43%	1.43%	4,206,900	3,892,000	
VIC	82,200	1.48%	4.98%	5,370,300	7,602,700	VIC: postpone the 2022 Annual General Meeting of Shareholders by up to 2 months from April 30, 2022.
VHM	78,000	0.65%	4.70%	6,741,100	8,043,100	
VRE	33,200	0.00%	4.57%	6,081,700	8,572,300	
VNM	76,900	-0.90%	-0.39%	3,633,700	4,321,900	VNM: After reaching a record revenue of over 61,000 billion dong in 2021, VNM continues to expect revenue to grow to over 64,000 billion dong in 2022., profit before tax of 12,000 billion dong.
MSN	148,500	2.41%	5.24%	1,721,200	1,554,400	
SAB	154,000	1.18%	1.78%	240,500	160,100	
BVH	140,800	-1.74%	-4.86%	990,500	1,208,900	PNJ: just announced the business situation in February 2022, recorded net revenue of 3,589 billion dong, up 26.5% and EAT at 252 billion dong, up nearly 18% over the same period in 2021. Thus, if compared with the results of January 2022, net revenue increased by 3.5% and profit after tax decreased by 7%. In the first 2 months of the year, PNJ's net revenue reached VND 7,066 billion and profit after tax of VND 522 billion, up 41% and 37% respectively over the same period in 2021.
VJC	140,800	-1.74%	-4.86%	990,500	1,208,900	
FPT	96,400	1.15%	5.93%	3,368,200	4,576,400	
MWG	135,200	0.22%	2.89%	1,502,600	2,142,300	
PNJ	107,000	1.33%	3.98%	1,471,400	2,020,000	
GVR	34,650	0.14%	2.36%	2,725,000	3,541,200	
SSI	44,350	0.11%	2.42%	9,928,500	12,824,900	
HPG	46,900	0.11%	1.63%	37,684,200	37,599,900	

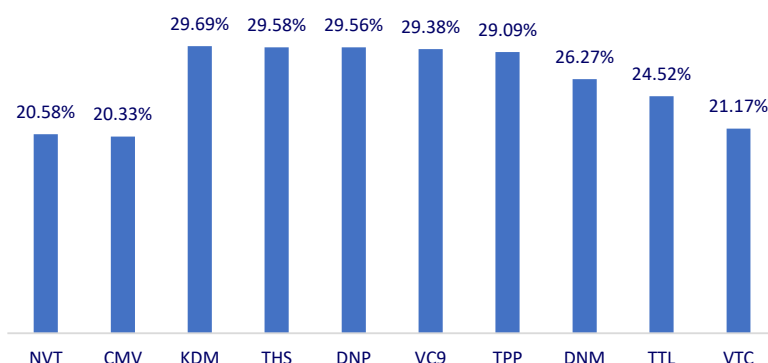
Top most traded tickers (Volume - in million)



Foreign net flow 10 nearest sessions (Billion VND)



Top increases in 3 consecutive sessions



Top decreases in 3 consecutive sessions

