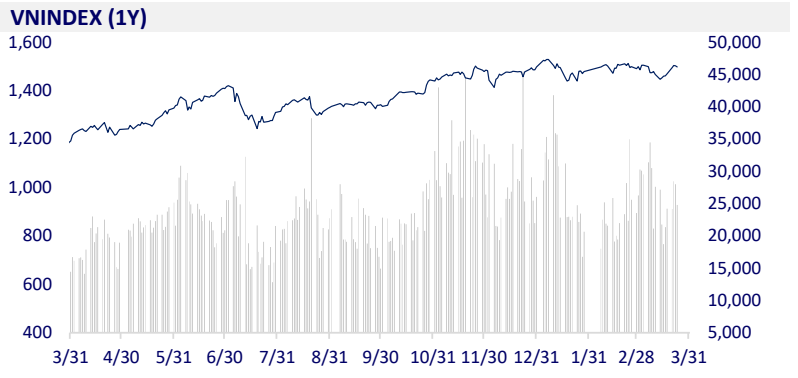
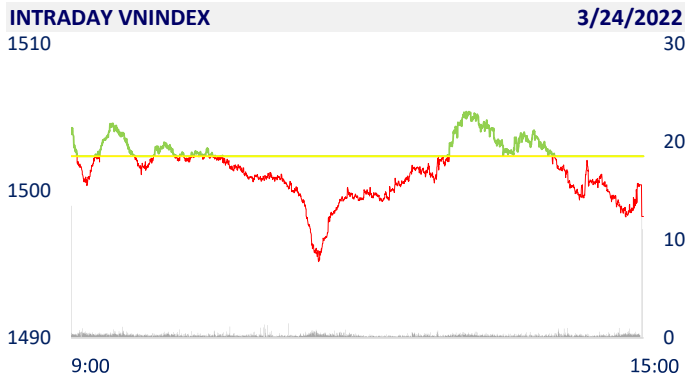


VIETNAM STOCK MARKET		1D	YTD
VN-INDEX	1,498.26	-0.27%	0.00%
VN30	1,497.44	-0.54%	-2.49%
HNX	462.80	0.15%	-2.36%
UPCOM	117.27	0.59%	4.07%
Net Foreign buy (B)	-130.78		
Total trading value (B)	30,460.48	-9.88%	-1.97%

Foreign investors net sold again 131 billion dong in the session 24/3, DXG and VNM were the focus. DGC was still the stock that was bought the most by foreign investors on HoSE with 359 billion dong, far behind VHC with more than 50 billion dong. Meanwhile, DXG was sold the most on this floor with 170 billion dong. VNM and HPG were net sold 129 billion dong and 70 billion dong respectively.



ETF & DERIVATIVES		1D	YTD
E1VFN30	25,150	-0.47%	-2.63%
FUEMAV30	17,580	-0.90%	-2.82%
FUESSV30	18,510	3.93%	-2.58%
FUESSV50	22,210	0.05%	-3.01%
FUESSVFL	22,100	-0.85%	-1.69%
FUEVFN30	28,650	3.43%	2.14%
FUEVN100	19,900	-0.25%	-7.36%
VN30F2209	1,485.10	-0.32%	
VN30F2206	1,490.10	-0.26%	
VN30F2203	1,472.20	0.00%	
VN30F2202	1,540.20	0.00%	



GLOBAL MARKET		1D	YTD
Nikkei	28,110.39	1.55%	-2.37%
Shanghai	3,250.26	-0.63%	-10.70%
Kospi	2,729.66	-0.20%	-8.33%
Hang Seng	21,945.95	0.16%	-6.20%
STI (Singapore)	3,399.70	1.05%	8.84%
SET (Thái Lan)	1,680.89	0.18%	1.40%
Crude oil (\$/barrel)	114.92	-1.02%	50.22%
Gold (\$/ounce)	1,944.90	0.09%	6.82%

Asian stocks mixed, oil prices rose. In Japan, the Nikkei 225 gained 1.55%. The Chinese market fell with Shanghai Composite down 0.63%, Shenzhen Component down 0.831%. Hong Kong's Hang Seng rose 0.16%. Shares of Chinese tech giant Tencent, listed in Hong Kong, fell 5.91% after the company on March 23 recorded slow revenue growth on record.

VIETNAM ECONOMY		1D (bps)	YTD (bps)
Vnibor	2.19%	1	138
Deposit interest 12M	5.60%	0	0
5 year-Gov. Bond	1.87%	-1	86
10 year-Gov. Bond	2.41%	0	41
USD/VND	23,090	0	0.65%
EUR/VND	25,576	0	-3.37%
CNY/VND	3,660	0	0.05%

The Government's specific target and plan is that by 2025, the outstanding debt in the bond market can reach at least 47% of GDP. In which, outstanding loans in the corporate bond market reach at least 20% of GDP. By 2030, outstanding debt in the bond market will reach at least 58% of GDP. In which, outstanding loans in the corporate bond market reach at least 25% of GDP.

EVENT CALENDER

Ticker	Ex-right Date	Last register Date	Exercise Date	Type	Rate	Value
GMH	3/24/2022	3/25/2022	4/13/2022	Cash		1,000
LBM	3/24/2022	3/25/2022	4/14/2022	Cash		1,000
PGI	3/24/2022	3/25/2022		Stock	100:25	
SMN	3/24/2022	3/25/2022	4/25/2022	Cash		1,100
VAF	3/25/2022	3/28/2022	4/15/2022	Cash		500
VDP	3/25/2022	3/28/2022	5/20/2022	Cash		2,000
VTC	3/25/2022	3/28/2022	4/27/2022	Cash		1,200
NAV	3/30/2022	3/31/2022	4/22/2022	Cash		800
TVB	3/30/2022	3/31/2022	4/21/2022	Cash		1,000

SELECTED NEWS

The bond market sets a target of at least 58% of GDP

The Government requires the management of gasoline prices to follow the world market

Vietnam and Belarus create conditions for businesses to find new opportunities

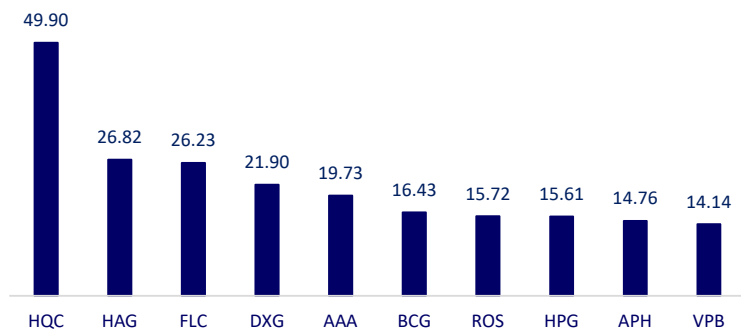
The global bond market faces unprecedented selling pressure

EC proposes measures to ensure energy supply

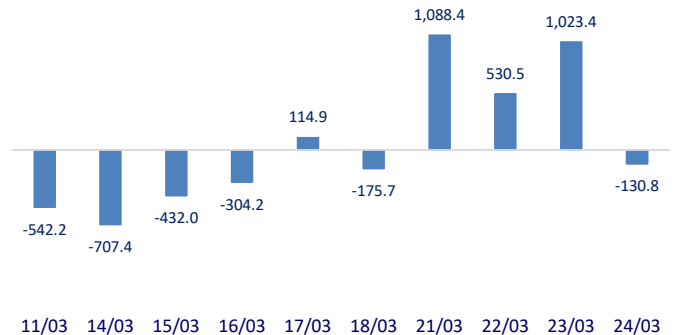
China quietly buys cheap oil from Russia

	Close	1D	5D	Buying vol.	Selling vol.	Content
VCB	83,500	-1.65%	0.60%	723,100	1,066,600	VCB: Vietcombank, OeanBank, PVCbank filed a lawsuit with the People's Court of Quang Ngai city for related to overdue loans and debt recovery measures for the construction loan of the Dung Quat ethanol biofuel plant, a project of BSR - BF) with a total value of principal and interest of about VND1,371.9 billion. The residual value of all tangible fixed assets used as collateral for the above loans is VND 1,217.7 billion.
BID	43,100	-0.69%	-0.92%	2,293,100	2,281,800	
CTG	32,550	-0.91%	-0.46%	7,516,800	10,449,800	
TCB	49,300	-0.60%	0.61%	5,173,700	6,446,800	
VPB	36,350	-0.82%	-0.27%	17,479,500	20,839,700	
MBB	32,050	-0.31%	-0.62%	15,351,600	15,215,800	
HDB	28,100	0.36%	2.18%	5,322,900	7,046,500	
TPB	40,100	0.12%	1.26%	4,352,200	5,003,500	
STB	33,650	-1.03%	2.59%	19,906,500	21,410,600	
ACB	32,900	-0.90%	-0.30%	4,292,300	5,570,100	
NVL	82,800	-1.19%	8.09%	9,494,400	8,724,900	PDR: mobilized 300 billion dong of bonds for real estate projects. The bond's term is 2 years from the date of issue, with an interest rate of 11.2%/year at a selling price of VND 100 million/bond.
KDH	53,100	0.19%	3.31%	1,309,300	1,541,700	
PDR	93,900	3.99%	8.68%	8,176,400	6,862,100	Oil prices rose 5% on Wednesday (March 23) as disruptions to Russia and Kazakhstan's crude exports via the CPC pipeline raised concerns about tight global supplies.
GAS	112,300	0.00%	5.94%	981,500	1,219,700	
POW	16,800	-0.59%	3.07%	24,251,900	34,463,600	
PLX	56,000	0.00%	0.36%	2,357,700	3,032,300	VIC: VIC recorded a put-through transaction with a value of more than 1,260 billion dong in the session of March 23, at the same time, foreign investors also made a large volume trade.
VIC	81,000	-0.49%	3.58%	2,850,900	4,182,300	
VHM	75,700	-1.94%	2.30%	6,871,300	7,658,000	MSN: profit of nearly 5,700b dong from the sale of MNS Feed. The transfer of MSN Feed caused Masan's profit after tax to increase by more than 6 times and Masan MeatLife by 1.5 times.
VRE	32,800	-0.15%	1.71%	4,940,100	6,594,400	
VNM	75,600	-0.66%	-2.07%	6,394,000	5,305,500	HPG: Hoa Phat is the company that holds the first position in the race to hold money with more than 40,700 billion VND including cash, cash equivalents and term deposits according to the financial statements of 2021.
MSN	146,600	-0.27%	6.23%	1,303,400	1,674,200	
SAB	157,800	0.19%	2.47%	211,100	196,100	
BVH	144,000	2.13%	-0.69%	1,419,700	1,349,800	
VJC	144,000	2.13%	-0.69%	1,419,700	1,349,800	
FPT	96,000	-0.52%	4.35%	2,854,300	3,431,000	
MWG	134,000	-0.74%	2.45%	1,218,200	1,978,200	
PNJ	107,000	1.81%	4.29%	972,900	1,868,400	
GVR	34,900	-1.41%	3.25%	3,192,300	3,912,000	
SSI	43,800	-0.90%	0.00%	12,167,500	13,623,900	
HPG	46,400	-0.85%	0.98%	24,625,900	29,708,500	

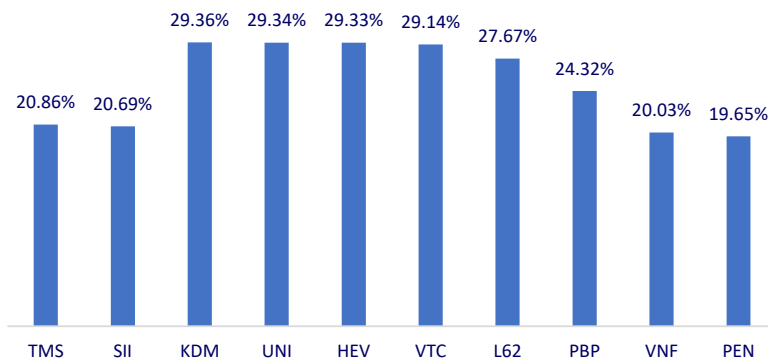
Top most traded tickers (Volume - in million)



Foreign net flow 10 nearest sessions (Billion VND)



Top increases in 3 consecutive sessions



Top decreases in 3 consecutive sessions

