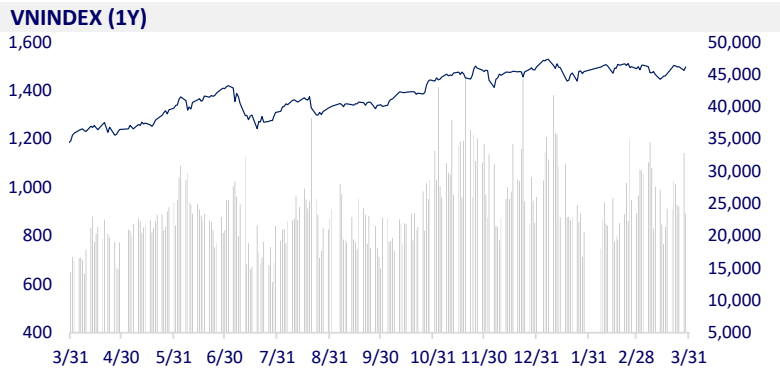
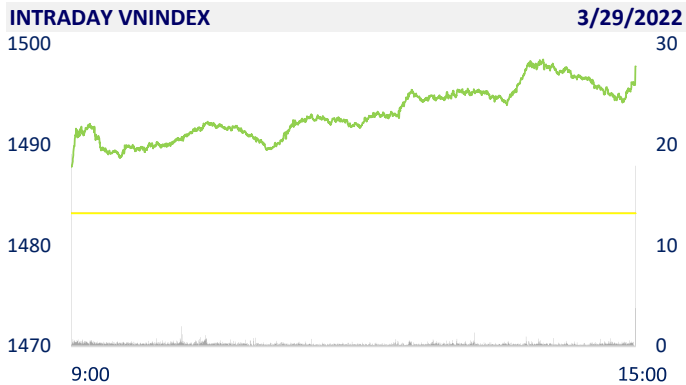
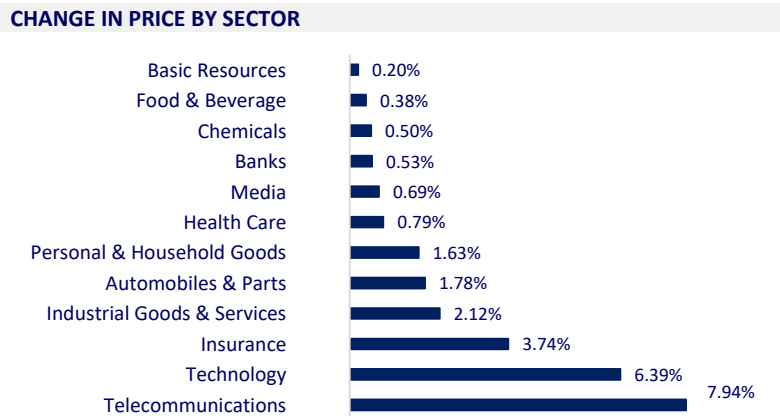


VIETNAM STOCK MARKET		1D	YTD
VN-INDEX	1,497.76	0.98%	-0.03%
VN30	1,500.57	1.11%	-2.29%
HNX	461.24	1.40%	-2.69%
UPCOM	117.37	1.17%	4.16%
Net Foreign buy (B)	24.03		
Total trading value (B)	29,267.50	-26.30%	-5.81%

At the end of today's session, a series of large stocks simultaneously gained strongly and contributed to the green color of the indexes, in which, CTD and FPT were both pulled to the ceiling price. Besides, BVH increased by 5%, VNM by 2.9%, TPB by 2.2%, and VHM by 2.1%.



ETF & DERIVATIVES		1D	YTD
E1VFN30	25,140	0.04%	-2.67%
FUEMAV30	17,600	0.86%	-2.71%
FUESSV30	18,420	3.43%	-3.05%
FUESSV50	22,000	-0.45%	-3.93%
FUESSVFL	22,340	1.96%	-0.62%
FUEVFN30	29,520	1.44%	5.24%
FUEVN100	19,800	0.15%	-7.82%
VN30F2209	1,488.50	0.80%	
VN30F2206	1,489.20	0.87%	
VN30F2203	1,472.20	0.00%	
VN30F2202	1,540.20	0.00%	



GLOBAL MARKET		1D	YTD
Nikkei	28,252.42	0.19%	-1.87%
Shanghai	3,203.94	-0.33%	-11.97%
Kospi	2,741.07	0.42%	-7.95%
Hang Seng	21,890.00	0.23%	-6.44%
STI (Singapore)	3,433.90	0.59%	9.93%
SET (Thái Lan)	1,689.74	0.32%	1.94%
Crude oil (\$/barrel)	107.20	2.78%	40.13%
Gold (\$/ounce)	1,911.85	-0.91%	5.00%

Asian stocks mostly rose, oil prices continued to fall. In Japan, the Nikkei 225 gained 0.19%. Investors keep an eye on the Japanese yen - which is nearing a 6-year low. The Chinese market fell with Shanghai Composite down 0.33%, Shenzhen Component down 0.46%. Hong Kong's Hang Seng rose 0.23%.

VIETNAM ECONOMY		1D (bps)	YTD (bps)
Vnibor	2.08%	-5	127
Deposit interest 12M	5.60%	0	0
5 year-Gov. Bond	1.91%	1	90
10 year-Gov. Bond	2.43%	0	43
USD/VND	23,085	0	0.63%
EUR/VND	25,699	0	-2.91%
CNY/VND	3,660	0	0.05%

State budget revenue from the beginning of the year to March 15, 2022 reached 25.5% of the yearly estimate. State budget expenditure reached 15.6% of the annual estimate, ensuring the needs of socio-economic development, defense, security, state management, payment of due debts as well as timely payment for specified objects.

EVENT CALENDER

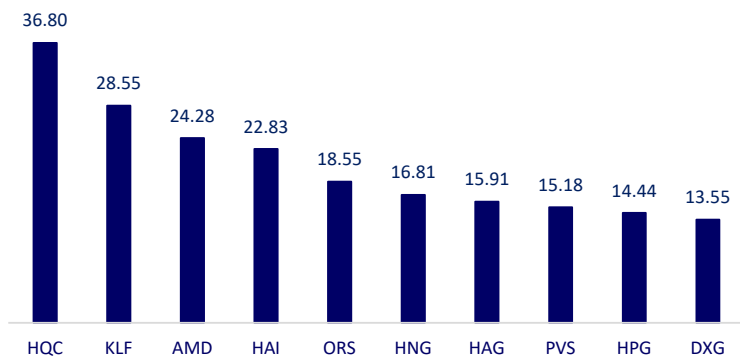
Ticker	Ex-right Date	Last register Date	Exercise Date	Type	Rate	Value
NAV	3/30/2022	3/31/2022	4/22/2022	Cash		800
TVB	3/30/2022	3/31/2022	4/21/2022	Cash		1,000
HAM	3/30/2022	3/31/2022	4/21/2022	Cash		500
SEA	3/31/2022	4/1/2022	4/27/2022	Cash		9,500
DHG	4/1/2022	4/4/2022	4/15/2022	Cash		3,500
VUA	4/1/2022	4/4/2022	4/19/2022	Cash		500
CCM	4/1/2022	4/4/2022	5/27/2022	Cash		2,000
MCC	4/5/2022	4/6/2022	4/22/2022	Cash		350
BWA	4/6/2022	4/7/2022	5/12/2022	Cash		450

SELECTED NEWS

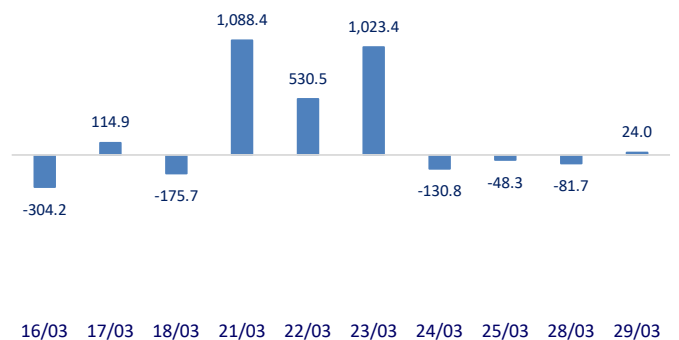
Total state budget revenue in the first 3 months of 2022 reached VND 359.9 trillion
 Overcoming epidemic difficulties, Vietnam's GDP in the first quarter increased by 5.03%
 Vietnam has a trade surplus of more than 800 million USD in the first quarter
 The EU has set a time when it can be independent from Russian gas supplies
 Japan bans the export of luxury cars and other luxury goods to Russia
 Russian delegation arrives in Turkey for talks with Ukraine

	Close	1D	5D	Buying vol.	Selling vol.	Content
VCB	81,900	-0.61%	-3.53%	1,693,500	1,736,400	TCB: On March 28, Techcombank was honored by The Asian Banker as "The most favorite retail bank in Vietnam", and "The bank that deploys payment solutions for businesses" the best in Vietnam".
BID	42,400	1.92%	-2.53%	3,546,700	2,692,100	
CTG	32,000	0.63%	-3.03%	6,341,000	6,095,200	
TCB	48,900	0.20%	-2.00%	6,992,900	7,348,000	
VPB	36,400	0.41%	-1.22%	11,383,600	13,374,200	
MBB	32,000	1.59%	-1.39%	14,402,800	12,354,100	
HDB	27,550	0.55%	-2.65%	4,065,800	3,487,900	
TPB	40,300	2.15%	-0.49%	7,339,000	8,667,600	
STB	32,300	1.41%	-5.14%	22,481,900	20,135,700	
ACB	32,350	0.00%	-2.85%	5,998,900	5,967,000	
NVL	82,500	0.00%	-1.90%	6,140,400	5,457,400	PDR: implemented the plan to issue nearly 179m shares, ratio 36.3% to pay dividends. After the issuance, the charter capital of the enterprise will increase to VND 6,717 billion.
KDH	53,400	0.95%	1.14%	2,318,900	1,927,600	
PDR	92,000	-1.08%	0.77%	3,733,100	4,134,500	
GAS	111,900	1.27%	-2.70%	1,309,300	1,174,600	PLX: The Group proposed to the Prime Minister and the Government to consider "opening the room" for foreign investors in Petrolimex from the current 20% rate to 35%.
POW	16,250	1.25%	-1.52%	13,776,600	14,544,100	
PLX	56,400	0.71%	-0.70%	2,674,900	3,727,900	
VIC	80,800	0.37%	-1.70%	3,904,300	5,755,000	VHM: Launched 3 projects this year, including Vinhomes Dream City (Van Giang, Hung Yen), Vinhomes Wonder Park (Dan Phuong, Hanoi) and Vinhomes Co Loa (Dong Anh, Hanoi).
VHM	76,500	2.14%	-1.92%	4,772,500	4,589,500	
VRE	32,550	1.72%	-1.96%	5,186,200	5,053,400	
VNM	75,500	2.86%	-1.82%	3,970,200	3,619,000	VIC: Vingroup announced it has transferred shares in One Mount Group, a business built on cooperation with Techcombank and Masan.
MSN	144,000	-1.10%	-3.03%	1,132,700	1,195,200	
SAB	158,000	0.25%	2.60%	252,700	313,000	
BVH	142,900	1.49%	1.49%	1,255,200	1,294,300	PNJ plans to issue shares under the Employee Options Program (ESOP) at the rate of 2%/total outstanding shares at the time of issuance. In parallel, PNJ plans to issue more than 82 million shares from equity at a ratio of 3:1, equivalent to owning 3 shares and receiving 1 new share. If successful, PNJ's charter capital is expected to increase from VND 2,276 billion to VND 3,282 billion.
VJC	142,900	1.49%	1.49%	1,255,200	1,294,300	
FPT	104,900	6.93%	8.82%	12,549,100	10,741,900	
MWG	146,500	1.74%	8.36%	3,856,700	4,047,900	
PNJ	110,500	2.13%	3.27%	2,032,800	3,005,300	
GVR	34,500	1.92%	-0.43%	2,377,800	2,386,500	
SSI	42,650	0.95%	-3.83%	7,688,000	8,014,900	
HPG	45,850	-0.11%	-2.24%	20,064,600	24,153,800	

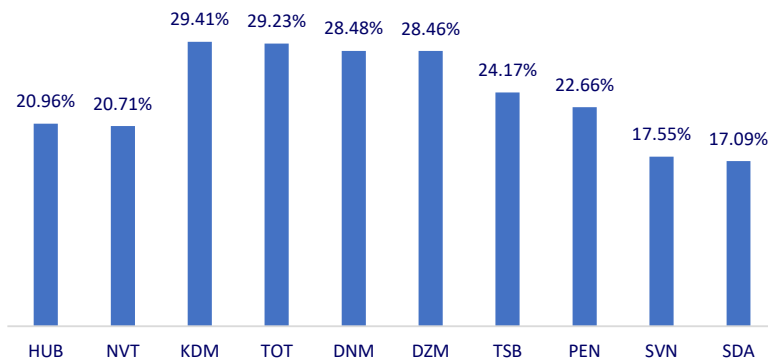
Top most traded tickers (Volume - in million)



Foreign net flow 10 nearest sessions (Billion VND)



Top increases in 3 consecutive sessions



Top decreases in 3 consecutive sessions

