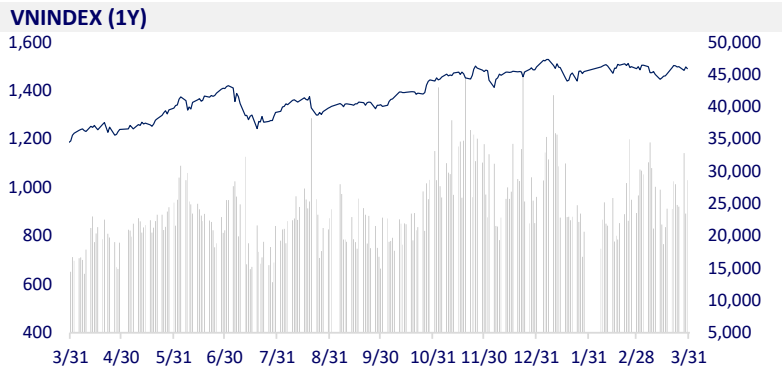
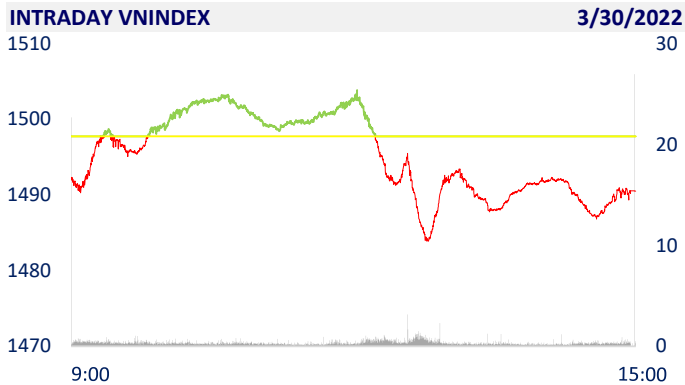
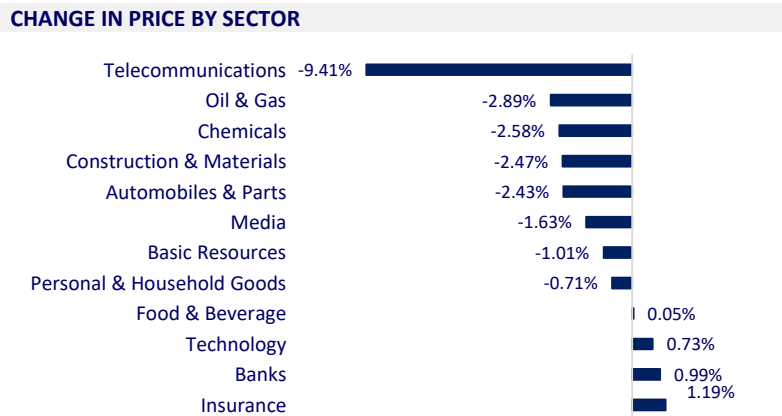


VIETNAM STOCK MARKET		1D	YTD
VN-INDEX	1,490.51	-0.48%	-0.52%
VN30	1,500.23	-0.02%	-2.31%
HNX	451.19	-2.18%	-4.81%
UPCOM	116.88	-0.42%	3.73%
Net Foreign buy (B)	101.12		
Total trading value (B)	35,367.26	20.84%	13.82%

Foreign investors continued to be net buyers of 101 billion dong in session 30/3. DGC was still bought the most by foreign investors on HoSE with 180 billion dong. Fund certificates FUEVFNVD net bought 75 billion dong. DXG and HDB were net bought at 65 billion dong and 63 billion dong respectively. On the other side, VHM was sold the most on this floor with 51 billion dong, VIC was also net sold 46 billion dong.



ETF & DERIVATIVES		1D	YTD
E1VFN30	25,150	0.04%	-2.63%
FUEMAV30	17,600	0.00%	-2.71%
FUESSV30	18,300	2.75%	-3.68%
FUESSV50	22,000	0.00%	-3.93%
FUESSVFL	21,860	-2.15%	-2.76%
FUEVFNVD	29,600	0.27%	5.53%
FUEVN100	19,830	0.15%	-7.68%
VN30F2209	1,486.50	-0.13%	
VN30F2206	1,488.00	-0.08%	
VN30F2205	1,488.50	-0.19%	
VN30F2204	1,489.80	-0.24%	



GLOBAL MARKET		1D	YTD
Nikkei	28,027.25	-0.02%	-2.66%
Shanghai	3,266.60	1.96%	-10.25%
Kospi	2,746.74	0.21%	-7.75%
Hang Seng	22,232.03	0.17%	-4.98%
STI (Singapore)	3,442.61	0.25%	10.21%
SET (Thái Lan)	1,698.40	0.51%	2.46%
Crude oil (\$/barrel)	106.69	1.77%	39.46%
Gold (\$/ounce)	1,922.30	0.14%	5.57%

Asian stocks mixed, investors waited for developments related to Ukraine. In Japan, the Nikkei 225 fell 0.02%. The Chinese market rose with Shanghai Composite up 1.96%, Shenzhen Component up 3.1%. Hong Kong's Hang Seng rose 0.17%. South Korea's Kospi index rose 0.21%.

VIETNAM ECONOMY		1D (bps)	YTD (bps)
Vnibor	2.03%	-5	122
Deposit interest 12M	5.60%	0	0
5 year-Gov. Bond	1.92%	1	91
10 year-Gov. Bond	2.44%	1	44
USD/VND	23,075	0	0.59%
EUR/VND	25,898	0	-2.15%
CNY/VND	3,668	0	0.27%

According to data from the GSO, the total registered FDI capital into Vietnam from the beginning of the year to March 20 reached 8.91b USD, down more than 12% over the same period last year. This is the second consecutive month that Vietnam recorded a decrease in total newly registered FDI capital. Among them, the number of newly registered projects reached USD 3.21b, up nearly 38% in number of projects but decreased by nearly 56% in capital compared to YoY.

EVENT CALENDER

Ticker	Ex-right Date	Last register Date	Exercise Date	Type	Rate	Value
NAV	3/30/2022	3/31/2022	4/22/2022	Cash		800
TVB	3/30/2022	3/31/2022	4/21/2022	Cash		1,000
HAM	3/30/2022	3/31/2022	4/21/2022	Cash		500
SEA	3/31/2022	4/1/2022	4/27/2022	Cash		9,500
DHG	4/1/2022	4/4/2022	4/15/2022	Cash		3,500
VUA	4/1/2022	4/4/2022	4/19/2022	Cash		500
CCM	4/1/2022	4/4/2022	5/27/2022	Cash		2,000
MCC	4/5/2022	4/6/2022	4/22/2022	Cash		350
BWA	4/6/2022	4/7/2022	5/12/2022	Cash		450

SELECTED NEWS

Newly registered FDI capital decreased for the 2nd consecutive month

The whole country has completed the allocation of public investment capital this year

Businesses returning to operation in the first quarter increased by nearly 74% over the same period

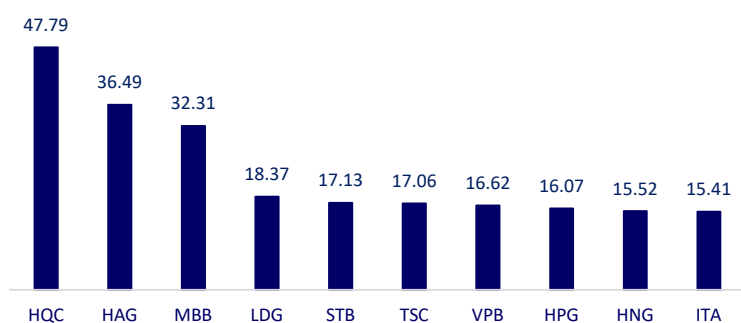
Fear of inflation looms over Asia

Russia is preparing to pay a debt of 2 billion USD

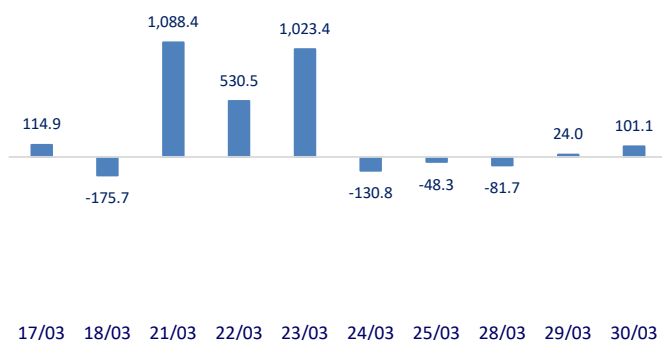
Russian ruble appreciates again

	Close	1D	5D	Buying vol.	Selling vol.	Content
VCB	82,000	0.12%	-3.42%	1,713,700	1,300,500	Data from the VSD shows that there are currently about 16 banks with foreign ownership ratio above 15%. In which, 7 banks have closed or nearly closed the rate of foreign ownership: ACB, MBB, MSB, VIB, OCB, Techcombank, TPBank. The common point of these banks is that they have a high profit growth rate and have the leading profitability in the system. In addition, some banks also maintain foreign ownership ratios lower than the prescribed maximum to create room for capital mobilization such as VIB (20.5%), OCB (22%), Techcombank (22%), MB (23.23%).
BID	43,550	2.71%	0.35%	5,681,000	6,725,600	
CTG	32,050	0.16%	-2.44%	8,801,900	9,250,500	
TCB	49,150	0.51%	-0.91%	8,435,400	10,689,900	
VPB	36,800	1.10%	0.41%	26,462,200	30,977,700	
MBB	32,650	2.03%	1.56%	46,003,600	50,196,900	
HDB	28,300	2.72%	1.07%	10,221,500	10,466,700	
TPB	40,000	-0.74%	-0.12%	8,187,800	11,355,600	
STB	32,250	-0.15%	-5.15%	32,687,800	26,084,900	
ACB	32,600	0.77%	-1.81%	7,168,700	8,296,100	
NVL	80,000	-3.03%	-4.53%	8,682,100	8,117,700	NVL: Novaland plans a profit of 6,500 billion dong in 2022, with a 35% share bonus. In addition, Novaland also plans to issue an ESOP of up to 1.5% of outstanding shares.
KDH	52,600	-1.50%	-0.75%	1,715,000	1,972,800	The environmental protection tax on gasoline has officially been reduced by 2,000 VND/liter from April 1, but the gasoline price is calculated to be lower than this level.
PDR	90,700	-1.41%	0.44%	3,573,600	4,125,900	
GAS	110,100	-1.61%	-1.96%	1,097,500	976,300	
POW	15,950	-1.85%	-5.62%	18,704,700	21,773,600	VIC: VinFast and North Carolina state signed a memorandum of understanding on the construction of a factory with an investment of 2 billion USD in phase 1, announced on March 29.
PLX	55,000	-2.48%	-1.79%	3,256,000	4,184,300	
VIC	81,100	0.37%	-0.37%	4,488,500	7,612,000	VNM: SCIC has just registered to buy 200,000 VNM shares. VNM stock is down 11% since the beginning of 2022 and is 30% below its 3-year peak reached in mid-January 2021.
VHM	75,800	-0.92%	-1.81%	6,464,700	6,711,300	
VRE	32,500	-0.15%	-1.07%	5,316,300	6,890,200	FPT: In just 2 trading weeks in the second half of March, FPT has increased by more than 15%, thereby pushing the market capitalization to approximately 100,000 billion dong, nearly 60% higher than a year ago. The growth rate outperformed the VN-Index.
VNM	76,200	0.93%	0.13%	5,507,400	6,107,500	
MSN	144,000	0.00%	-2.04%	1,249,700	1,051,600	
SAB	157,900	-0.06%	0.25%	201,300	237,500	
BVH	140,500	-1.68%	-0.35%	986,800	933,100	
VJC	140,500	-1.68%	-0.35%	986,800	933,100	
FPT	106,000	1.05%	9.84%	5,099,800	5,942,000	
MWG	144,400	-1.43%	6.96%	3,197,700	3,124,100	
PNJ	108,300	-1.99%	3.04%	1,666,200	2,533,900	
GVR	33,850	-1.88%	-4.38%	3,063,200	3,061,300	
SSI	42,300	-0.82%	-4.30%	12,495,500	12,414,000	
HPG	45,500	-0.76%	-2.78%	27,756,600	27,707,900	

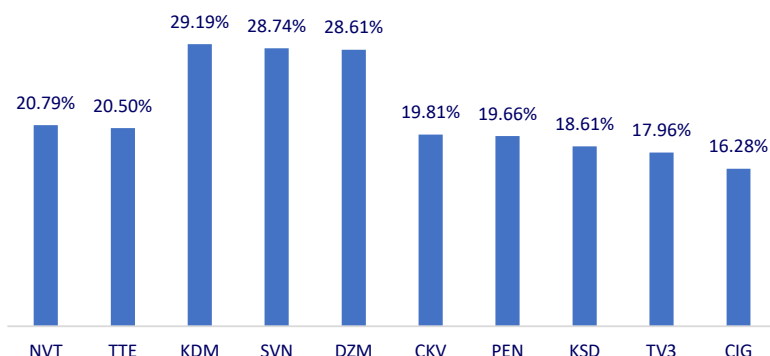
Top most traded tickers (Volume - in million)



Foreign net flow 10 nearest sessions (Billion VND)



Top increases in 3 consecutive sessions



Top decreases in 3 consecutive sessions

