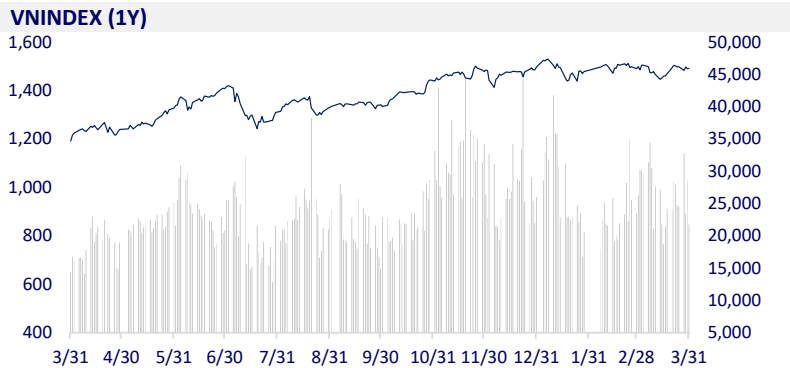
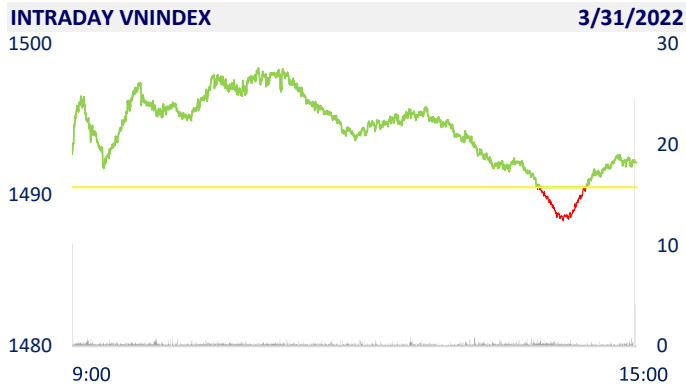
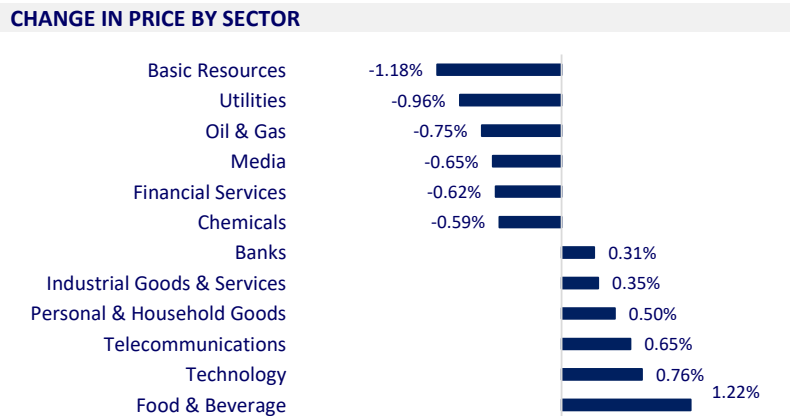


VIETNAM STOCK MARKET		1D	YTD
VN-INDEX	1,492.15	0.11%	-0.41%
VN30	1,508.53	0.55%	-1.77%
HNX	449.62	-0.35%	-5.14%
UPCOM	117.04	0.14%	3.87%
Net Foreign buy (B)	334.24		
Total trading value (B)	29,176.52	-17.50%	-6.10%

Foreign investors boosted their net buying of 334 billion dong on March 31. VNM topped the list of foreign investors' net buying on HoSE with 218 billion dong. DGC is behind with a net buying value of 182 billion dong. Meanwhile, VHM was sold the most on this floor with 156 billion dong. MSN and PDR were net sold 39 billion dong and 31 billion dong respectively.



ETF & DERIVATIVES		1D	YTD
E1VFN30	25,300	0.60%	-2.05%
FUEMAV30	17,750	0.85%	-1.88%
FUESSV30	18,700	5.00%	-1.58%
FUESSV50	22,000	0.00%	-3.93%
FUESSVFL	22,010	0.69%	-2.09%
FUEVFN30	30,080	1.62%	7.24%
FUEVN100	19,970	0.71%	-7.03%
VN30F2209	1,491.00	0.30%	
VN30F2206	1,494.90	0.46%	
VN30F2205	1,494.10	0.38%	
VN30F2204	1,496.00	0.42%	



GLOBAL MARKET		1D	YTD
Nikkei	27,821.43	-0.83%	-3.37%
Shanghai	3,252.20	-0.44%	-10.65%
Kospi	2,757.65	0.40%	-7.39%
Hang Seng	22,062.00	0.02%	-5.71%
STI (Singapore)	3,408.52	-0.99%	9.12%
SET (Thái Lan)	1,695.24	-0.19%	2.27%
Crude oil (\$/barrel)	101.27	-1.66%	32.38%
Gold (\$/ounce)	1,924.70	-0.17%	5.71%

China's manufacturing fell in March, Asian stocks mixed. In Japan, the Nikkei 225 fell 0.83%. The Chinese market fell with Shanghai Composite down 0.44%, Shenzhen Component down 1.187%. Hong Kong's Hang Seng rose 0.02%. China's manufacturing activity declined in March with the manufacturing purchasing managers' index (PMI) of 49.5 points, lower than February's 50.2 points. PMI above 50 points reflects openness. wide and vice versa.

VIETNAM ECONOMY		1D (bps)	YTD (bps)
Vnibor	2.01%	-2	120
Deposit interest 12M	5.60%	0	0
5 year-Gov. Bond	1.92%	0	91
10 year-Gov. Bond	2.43%	-1	43
USD/VND	23,060	0	0.52%
EUR/VND	25,794	0	-2.55%
CNY/VND	3,671	0	0.36%

The State Bank of Vietnam has recently requested strict control of credit in potentially risky areas. Some banks are also temporarily suspending disbursement with real estate loans, and at the same time focusing on directing credit to production and business areas.

EVENT CALENDER

Ticker	Ex-right Date	Last register Date	Exercise Date	Type	Rate	Value
SEA	3/31/2022	4/1/2022	4/27/2022	Cash		9,500
STC	3/31/2022	4/1/2022	4/12/2022	Cash		1,400
PJC	3/31/2022	4/1/2022	4/12/2022	Cash		1,500
DHG	4/1/2022	4/4/2022	4/15/2022	Cash		3,500
VUA	4/1/2022	4/4/2022	4/19/2022	Cash		500
CCM	4/1/2022	4/4/2022	5/27/2022	Cash		2,000
THS	4/4/2022	4/5/2022	5/15/2022	Cash		1,000
MCC	4/5/2022	4/6/2022	4/22/2022	Cash		350
BWA	4/6/2022	4/7/2022	5/12/2022	Cash		450

SELECTED NEWS

Shrimp and pangasius contribute 64% of total seafood export turnover

Banks began to tighten real estate lending

Foreign investors still put their faith in Vietnam

The US considers a record oil discharge of 180 million barrels

Russia has just made a move to help millions of Germans escape the risk of freezing: Allowing payment for gas purchases in euros

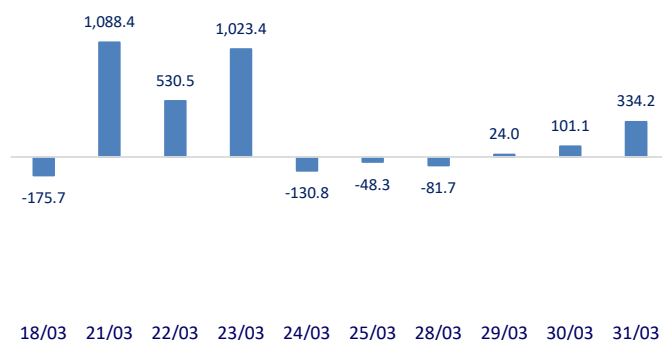
The worst scenario if China persists with Zero COVID: Economic losses of at least 46 billion USD/month, GDP at risk of plunge

	Close	1D	5D	Buying vol.	Selling vol.	Content
VCB	82,100	0.12%	-1.68%	1,028,500	867,000	MBB: In 2022, the bank aims to increase pre-tax profit by 23%. Total assets increased by 15%, credit outstanding increased by 16% and adjusted according to the allowable limit of the State Bank. The bank will also control the bad debt ratio below 1.5%. Besides, the bank expects charter capital to increase by 19.4%.
BID	43,500	-0.11%	0.93%	2,262,600	5,036,300	
CTG	32,450	1.25%	-0.31%	8,716,300	10,200,200	
TCB	49,550	0.81%	0.51%	7,545,000	8,865,300	
VPB	37,200	1.09%	2.34%	13,178,500	21,907,700	
MBB	32,950	0.92%	2.81%	20,248,100	28,909,400	
HDB	28,350	0.18%	0.89%	9,528,800	7,593,000	
TPB	40,150	0.38%	0.12%	3,614,200	6,429,200	
STB	31,700	-1.71%	-5.79%	17,440,000	17,198,000	
ACB	33,050	1.38%	0.46%	10,010,200	9,048,000	
NVL	80,100	0.13%	-3.26%	4,611,500	3,904,700	PDR: mobilized 300 billion dong of bonds for real estate projects. The bond's term is 2 years from the date of issue, with an interest rate of 11.2%/year at a selling price of VND 100 million/bond.
KDH	52,800	0.38%	-0.56%	1,486,700	1,305,300	
PDR	89,500	-1.32%	-4.69%	3,480,800	3,760,200	
GAS	108,300	-1.63%	-3.56%	758,800	710,400	Concerned about tight supply, oil prices increased by 3%. Closing session 30/3, Brent oil futures price increased by 3.22 USD, to 113.45 USD/barrel.
POW	15,850	-0.63%	-5.65%	12,113,700	16,180,800	
PLX	55,200	0.36%	-1.43%	3,464,700	3,139,500	
VIC	81,200	0.12%	0.25%	2,689,300	3,876,200	VIC: After transfer of shares in One Mount Group, Vingroup also established of Genestory Joint Stock Company with charter capital of more than 102 billion VND, 99% contributed by Vingroup.
VHM	75,800	0.00%	0.13%	5,273,800	5,842,200	
VRE	33,450	2.92%	1.98%	8,069,100	11,844,300	
VNM	80,900	6.17%	7.01%	14,263,100	15,143,400	VNM: Vinamilk CEO assessed that the dairy industry will continue to face difficulties in 2022 due to the high price of raw materials, mainly agricultural products and food.
MSN	142,200	-1.25%	-3.00%	1,157,600	1,076,300	
SAB	159,000	0.70%	0.76%	311,000	340,400	
BVH	140,500	0.00%	-2.43%	779,000	767,700	HPG: For more than a year now, Hoa Phat has proposed many projects in localities such as Thua Thien Hue, Khanh Hoa, Hai Duong in areas such as building a modern urban area in Hue; planning zoning along both banks of the Cai River and developing projects in Nha Trang City, building a city combined with an industrial park in Ninh Hoa in Ninh Xuan, Ninh Sim and Ninh Tay communes; 385 ha golf course in Hai Duong, etc.
VJC	140,500	0.00%	-2.43%	779,000	767,700	
FPT	107,000	0.94%	11.46%	6,449,400	6,258,300	
MWG	145,800	0.97%	8.81%	3,428,600	3,734,600	
PNJ	110,500	2.03%	3.27%	1,128,300	1,467,100	
GVR	34,000	0.44%	-2.58%	3,363,000	2,806,000	
SSI	42,000	-0.71%	-4.11%	6,570,700	8,538,900	
HPG	45,100	-0.88%	-2.80%	30,105,000	32,001,700	

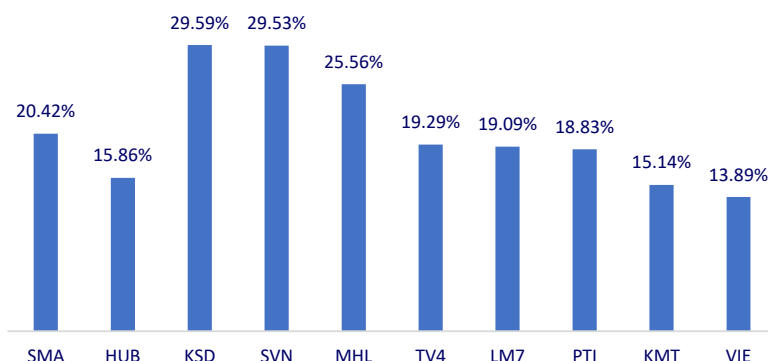
Top most traded tickers (Volume - in million)



Foreign net flow 10 nearest sessions (Billion VND)



Top increases in 3 consecutive sessions



Top decreases in 3 consecutive sessions

