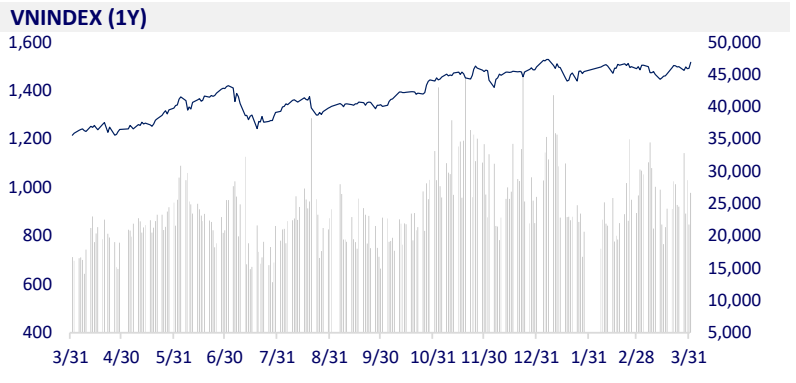
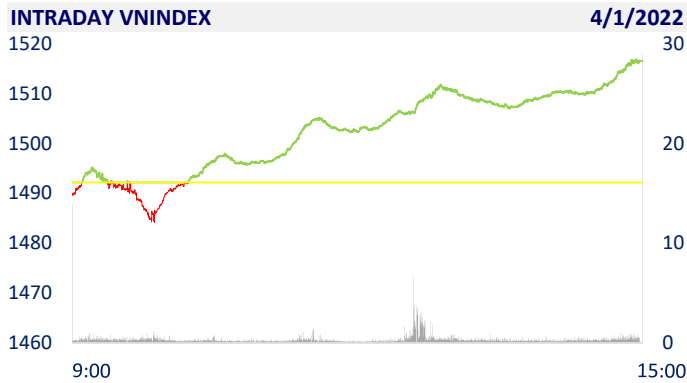
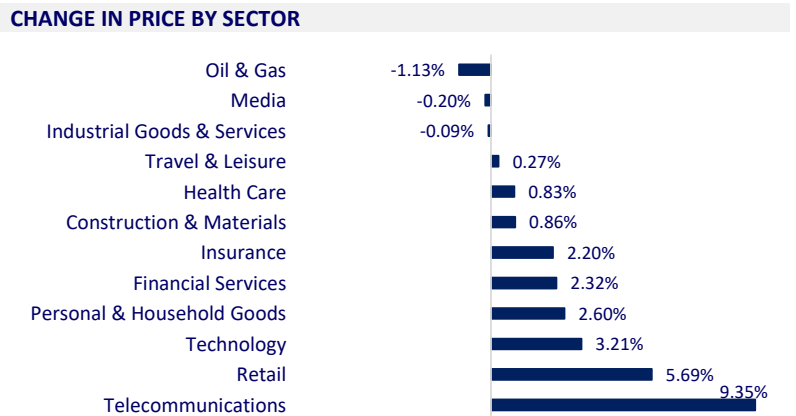


VIETNAM STOCK MARKET		1D	YTD
VN-INDEX	1,516.44	1.63%	1.21%
VN30	1,542.47	2.25%	0.44%
HNX	454.10	1.00%	-4.20%
UPCOM	117.19	0.13%	4.00%
Net Foreign buy (B)	410.99		
Total trading value (B)	31,989.68	9.64%	2.95%

Domestic individual investors continued to net buy 12,421 billion dong on HoSE in the first quarter of 2022, down 44% compared to the fourth quarter of 2021, of which only 5,325 billion dong came from order matching transactions. Thus, domestic individuals have been net buyers in all 5 quarters from the beginning of 2021 up to now with a total value of nearly 102,000 billion dong.



ETF & DERIVATIVES		1D	YTD
E1VFN30	25,880	2.29%	0.19%
FUEMAV30	18,080	1.86%	-0.06%
FUESSV30	18,680	4.88%	-1.68%
FUESSV50	22,200	0.91%	-3.06%
FUESSVFL	22,500	2.23%	0.09%
FUEVFVND	30,970	2.96%	10.41%
FUEVN100	20,210	1.20%	-5.91%
VN30F2209	1,520.10	1.95%	
VN30F2206	1,518.00	1.55%	
VN30F2205	1,518.20	1.61%	
VN30F2204	1,525.00	1.94%	



GLOBAL MARKET		1D	YTD
Nikkei	27,665.98	0.31%	-3.91%
Shanghai	3,282.72	0.94%	-9.81%
Kospi	2,739.85	-0.65%	-7.99%
Hang Seng	22,039.55	2.13%	-5.80%
STI (Singapore)	3,419.11	0.31%	9.46%
SET (Thái Lan)	1,701.31	0.36%	2.64%
Crude oil (\$/barrel)	99.23	-1.13%	29.71%
Gold (\$/ounce)	1,925.50	-0.40%	5.75%

China manufacturing PMI Caixin/Markit the worst since February 2020, Asian stocks mixed. In Japan, the Nikkei 225 gained 0.31%. The Chinese market went up with Shanghai Composite up 0.94%, Shenzhen Component up 0.905%. Hong Kong's Hang Seng increased by 2.13%, the strongest increase in the region. The Kospi index fell 0.65%.

VIETNAM ECONOMY		1D (bps)	YTD (bps)
Vnibor	2.08%	7	127
Deposit interest 12M	5.60%	0	0
5 year-Gov. Bond	1.91%	-1	90
10 year-Gov. Bond	2.40%	-3	40
USD/VND	23,055	0	0.50%
EUR/VND	25,684	0	-2.96%
CNY/VND	3,660	0	0.05%

According to the General Statistics Office, Vietnam's investment abroad in the first three months of 2022 has 24 projects newly granted investment certificates with a total capital of 180.2 million USD from the Vietnamese side, an increase of 28.5% over the same period last year; There were 3 times of projects with capital adjustment increasing by 31.2 million USD, down by 92.8%.

**EVENT CALENDER**

Ticker	Ex-right Date	Last register Date	Exercise Date	Type	Rate	Value
DHG	4/1/2022	4/4/2022	4/15/2022	Cash		3,500
VUA	4/1/2022	4/4/2022	4/19/2022	Cash		500
CCM	4/1/2022	4/4/2022	5/27/2022	Cash		2,000
THS	4/4/2022	4/5/2022	5/15/2022	Cash		1,000
NT2	4/4/2022	4/5/2022	4/18/2022	Cash		1,000
NTH	4/5/2022	4/6/2022	4/22/2022	Cash		1,000
DBC	4/5/2022	4/6/2022		Stock	1:1	
MCC	4/5/2022	4/6/2022	4/22/2022	Cash		350
BWA	4/6/2022	4/7/2022	5/12/2022	Cash		450

## SELECTED NEWS

Vietnamese enterprises investing abroad increased by 28.5% in Q1/2022

PMI in March fell to 51.7 points, input costs increased fastest in nearly 11 years

Hai Phong's economic growth was twice the national average in the first quarter of 2022

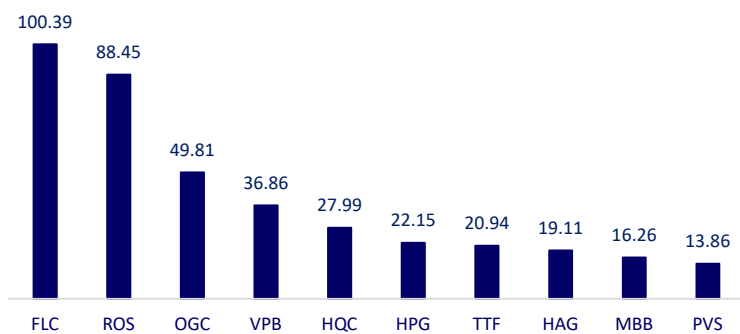
IMF: Sanctions on Russia threaten to erode US dollar dominance

Russia threatens to close the gas valve if it does not pay in rubles, Europe reacts strongly

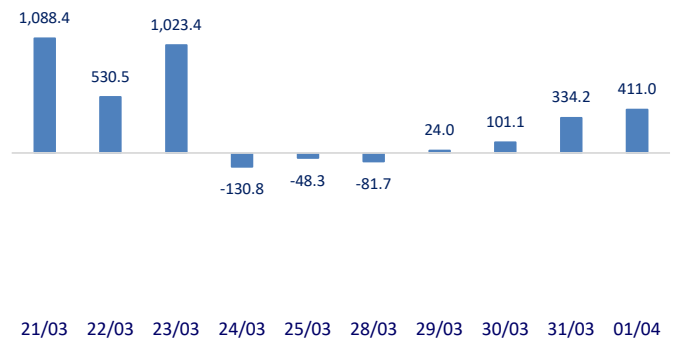
US urges countries to open strategic oil reserves

	Close	1D	5D	Buying vol.	Selling vol.	Content
VCB	82,800	0.85%	0.36%	1,764,500	1,311,000	HDB: In 2021, total operating income exceeded VND 16,758 billion, up 22% over the same period last year, of which service income increased sharply by 103% thanks to the positive contribution of insurance and payment services. Operational costs are optimized through digital transformation, customer journey digitization and process automation, contributing to improving labor productivity. Capital costs are also reduced. Performance indicators such as ROE and ROA reached 23.3% and 1.9% respectively, higher than the previous year.
BID	44,350	1.95%	2.07%	5,671,400	6,946,400	
CTG	33,050	1.85%	2.64%	14,688,000	16,070,600	
TCB	50,300	1.51%	2.13%	13,812,600	15,028,500	
VPB	38,600	3.76%	5.03%	56,665,800	55,386,600	
MBB	33,300	1.06%	4.72%	29,104,700	34,310,400	
HDB	29,450	3.88%	5.37%	21,101,800	12,960,300	
TPB	41,250	2.74%	3.38%	15,425,700	15,915,000	
STB	32,200	1.58%	-4.31%	17,226,500	17,911,600	
ACB	33,400	1.06%	2.14%	8,844,800	9,466,900	
NVL	82,600	3.12%	-1.20%	7,672,700	5,786,800	NVL: will contribute more VND2,000b to Da Lat Valley Real Estate Company, accounting for 72.62% of charter capital, equivalent to becoming the parent company of Da Lat Valley Real Estate.
KDH	53,600	1.52%	0.56%	2,845,500	2,117,700	
PDR	92,700	3.58%	-1.59%	5,082,300	4,849,800	
GAS	109,700	1.29%	-0.90%	991,100	781,200	Petrol prices from 0:00 on April 1, the price of gasoline E5 RON 92 decreased by 1,021 VND/liter to 27,309 VND/liter. RON 95 gasoline decreased by 1,039 VND/liter, to 28,153 VND/liter.
POW	16,000	0.95%	-3.61%	19,832,600	19,296,900	
PLX	55,100	-0.18%	-1.61%	3,020,600	2,991,200	
VIC	82,100	1.11%	1.36%	3,860,700	5,528,000	VHM: Consolidated profit after tax in 2021 increased by more than VND10,742b, an increase of 38% compared to 2020 mainly due to gross profit from real estate project transfer activities.
VHM	76,200	0.53%	0.40%	6,534,300	7,552,500	
VRE	34,050	1.79%	4.13%	11,519,300	10,750,300	
VNM	81,700	0.99%	8.64%	9,108,700	13,136,500	MSN: the last registration date for the 20% share bonus is April 13. The Group will issue 236 million shares, charter capital is expected to increase to VND 14,166 billion.
MSN	146,500	3.02%	0.07%	1,486,000	1,474,700	
SAB	165,300	3.96%	4.95%	692,000	771,400	
BVH	140,900	0.28%	-1.47%	962,700	923,800	BVH: Consolidated profit after tax in 2021 grew by 21.4%; Asset scale continued to grow, reaching nearly 170,000 billion VND, equivalent to more than 7 billion USD. Bao Viet is currently the enterprise with the leading asset scale in the insurance market, reaching nearly 170,000 billion VND, equivalent to more than 7 billion USD. Total consolidated revenue in 2021 reached VND 50,380 billion, up 2.8% compared to 2020; consolidated profit after tax reached VND 2,003 billion, up 21.4% compared to 2020.
VJC	140,900	0.28%	-1.47%	962,700	923,800	
FPT	111,000	3.74%	15.99%	7,335,900	6,468,300	
MWG	156,000	7.00%	12.31%	6,801,700	5,295,000	
PNJ	117,200	6.06%	8.32%	5,303,200	5,574,200	
GVR	34,550	1.62%	-0.43%	3,488,200	3,358,600	
SSI	42,900	2.14%	-1.27%	13,952,600	13,475,600	
HPG	45,700	1.33%	-1.51%	37,659,700	32,647,100	

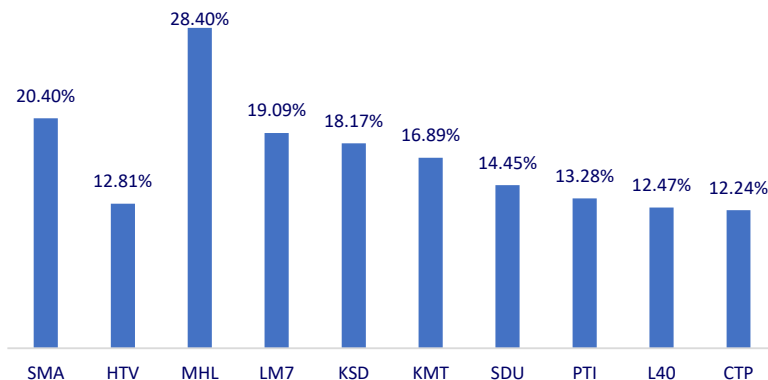
Top most traded tickers (Volume - in million)



Foreign net flow 10 nearest sessions (Billion VND)



Top increases in 3 consecutive sessions



Top decreases in 3 consecutive sessions

