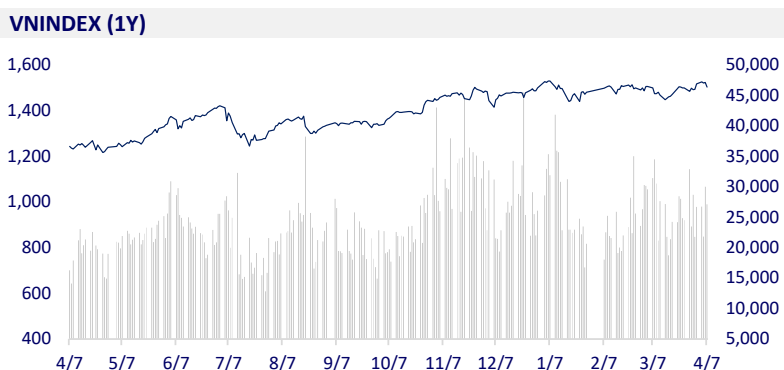
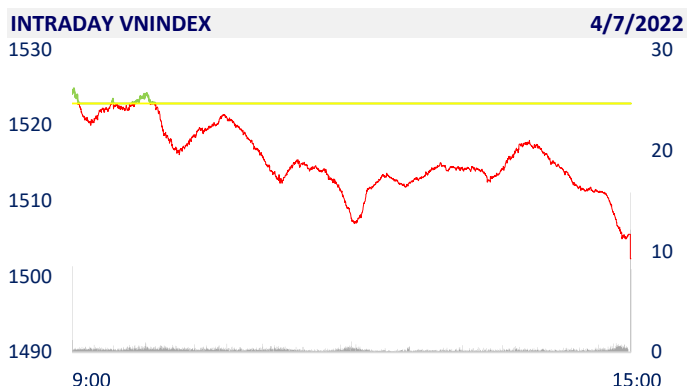
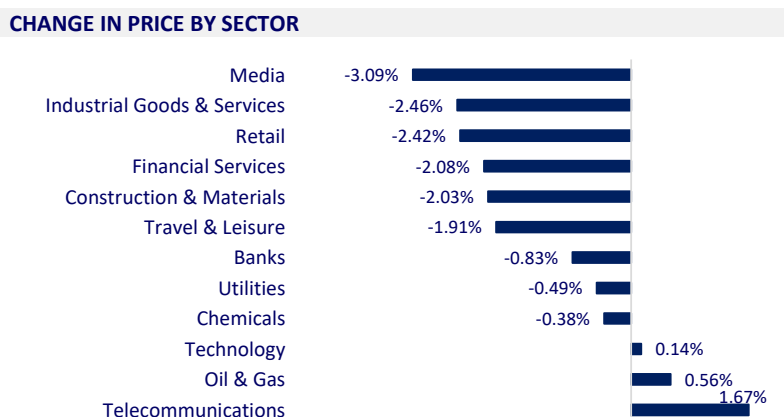


VIETNAM STOCK MARKET		1D	YTD
VN-INDEX	1,502.35	-1.35%	0.27%
VN30	1,541.96	-0.97%	0.41%
HNX	441.61	-1.17%	-6.83%
UPCOM	115.81	-0.88%	2.78%
Net Foreign buy (B)	-535.20		
Total trading value (B)	32,149.05	-9.87%	3.47%

According to data published by the VSD, the total number of securities accounts in the Vietnamese market by the end of March 2022 was nearly 5 million accounts, an increase of nearly 271,000 accounts compared to the end of March. last month. In which, domestic individual investors opened 270,011 new accounts, accumulating 4.93 million accounts by the end of March.



ETF & DERIVATIVES		1D	YTD
E1VFN30	25,760	-0.16%	-0.27%
FUEMAV30	18,020	-0.28%	-0.39%
FUESSV30	18,660	4.77%	-1.79%
FUESSV50	22,600	-1.09%	-1.31%
FUESSVFL	22,010	0.05%	-2.09%
FUEVFN30	30,650	-4.07%	9.27%
FUEVN100	20,430	-0.63%	-4.89%
VN30F2209	1,520.60	-0.49%	
VN30F2206	1,525.00	-0.62%	
VN30F2205	1,528.50	-0.74%	
VN30F2204	1,529.80	-0.68%	



GLOBAL MARKET		1D	YTD
Nikkei	26,888.57	0.10%	-6.61%
Shanghai	3,236.70	-1.42%	-11.07%
Kospi	2,695.86	-1.43%	-9.46%
Hang Seng	21,808.98	-1.26%	-6.79%
STI (Singapore)	3,404.23	-0.55%	8.98%
SET (Thái Lan)	1,682.41	-1.10%	1.50%
Crude oil (\$/barrel)	98.64	0.80%	28.94%
Gold (\$/ounce)	1,931.50	0.43%	6.08%

Asian stocks fell after the Fed released the minutes of its March meeting. In Japan, the Nikkei 225 gained 0.1%. The Chinese market fell with Shanghai Composite down 1.42%, Shenzhen Component down 1.65%. Hong Kong's Hang Seng fell 1%.26. South Korea's Kospi Index drops 1.43%

VIETNAM ECONOMY		1D (bps)	YTD (bps)
Vnibor	2.10%	0	129
Deposit interest 12M	5.60%	0	0
5 year-Gov. Bond	2.12%	21	111
10 year-Gov. Bond	2.66%	23	66
USD/VND	23,075	0	0.59%
EUR/VND	25,336	0	-4.28%
CNY/VND	3,662	0	0.11%

Vietnam's import-export turnover in the first quarter of 2022 recorded a high growth compared to the same period last year, estimated at 176.35 billion USD, up 14.37% over the same period last year. Merchandise trade in the first quarter of 2022 was estimated to have a trade surplus of US\$809 million.

**EVENT CALENDER**

Ticker	Ex-right Date	Last register Date	Exercise Date	Type	Rate	Value
NSL	4/8/2022	4/12/2022	4/27/2022	Cash		450
SDT	4/8/2022	4/12/2022	12/29/2022	Cash		400
CAT	4/8/2022	4/12/2022	4/28/2022	Cash		2,000
DC1	4/12/2022	4/13/2022		Stock	10:1	
MSN	4/12/2022	4/13/2022		Stock	5:1	
GTH	4/13/2022	4/14/2022	5/10/2022	Cash		300
KDC	4/19/2022	4/20/2022	5/10/2022	Cash		600
TB8	4/22/2022	4/25/2022	5/10/2022	Cash		1,000
PRC	4/25/2022	4/26/2022	5/18/2022	Cash		1,000

## SELECTED NEWS

Rice exports to the EU increased 4 times thanks to the push from EVFTA

Expenses for import and export prices: Businesses struggle

Import and export increased by nearly 15%, had a trade surplus of 809 million USD in the first quarter

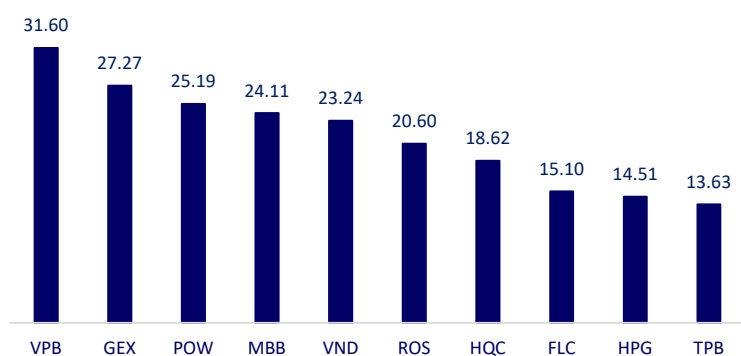
IEA discharges a large amount of stock, oil prices hit a 3-week low

Fed plans to reduce balance sheet size by \$95 billion/month

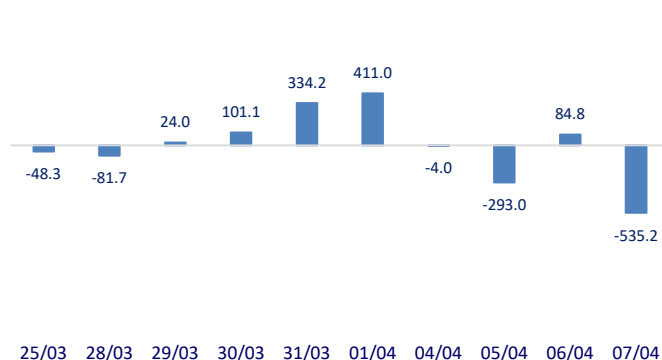
Russia warns of cutting ties with the West

	Close	1D	5D	Buying vol.	Selling vol.	Content
VCB	83,000	-1.89%	1.10%	1,358,800	2,060,500	ACB: In 2022, ACB targets total assets of 558,187 billion dong, up 11% compared to 2021. Customer deposits reach 421.897 billion dong, also up 11%. Outstanding loans reached VND 398,299 billion, up 10% and will be adjusted to a higher level upon approval of the State Bank (SBV). Profit before tax is set to increase by 25%, expected to reach VND 15,018 billion. NPL ratio is controlled below 2%.
BID	43,050	-1.03%	-1.03%	4,389,500	7,329,500	
CTG	32,550	-0.15%	0.31%	9,566,600	11,874,400	
TCB	49,300	-1.20%	-0.50%	8,423,900	12,390,200	
VPB	39,800	-0.38%	6.99%	42,389,900	53,364,800	
MBB	33,700	1.05%	2.28%	36,939,900	49,450,100	
HDB	28,900	-0.34%	1.94%	15,637,300	14,573,300	
TPB	41,000	-0.36%	2.12%	12,414,300	14,363,800	
STB	31,900	-1.39%	0.63%	18,654,300	23,234,700	
ACB	33,600	1.20%	1.66%	14,861,300	16,250,600	
NVL	84,600	-1.97%	5.62%	9,242,500	7,669,700	KDH: Negative business cash flow, Khang Dien (KDH) sets profit target to increase 16%, issues 9.6 million ESOP shares in 2022
KDH	51,100	0.20%	-3.22%	1,464,000	947,100	
PDR	92,600	-0.43%	3.46%	3,298,900	3,682,600	
GAS	112,800	-0.79%	4.16%	1,279,500	1,284,200	PLX: Eneos Corporation transferred all 65.7 million shares of PLX to Eneos Vietnam Co., Ltd., helping to increase its holdings to 169.23 million shares, accounting for 13.08% of the capital.
POW	16,650	1.52%	5.05%	53,843,800	59,251,400	
PLX	56,600	1.07%	2.54%	6,095,300	5,281,800	
VIC	79,500	-1.24%	-2.09%	6,040,000	6,957,000	VIC: VinES Battery Factory is a big project with a total investment of phase 1 of VND 4,000 billion, expected to be completed in the third quarter of 2022.
VHM	75,000	-1.70%	-1.06%	7,069,800	8,325,900	
VRE	32,650	-2.83%	-2.39%	7,231,600	7,620,200	
VNM	78,500	-1.01%	-2.97%	3,281,700	3,668,700	SAB: In 2022, SAB targets net revenue and profit after tax of VND 34,791 billion and VND 4,581 billion, up 32% and 17% respectively compared to the implementation level in 2021.
MSN	151,000	-1.82%	6.19%	1,721,200	2,196,700	
SAB	166,500	-1.77%	4.72%	128,100	189,400	
BVH	137,000	-2.84%	-2.49%	880,800	996,000	FPT: The group's first quarter revenue reached 9,500 billion, up 26% over the same period last year. Profit was in the range of VND 1,700 - 1,800 billion, up 26 - 28% compared to the first quarter of last year. Shareholders approved the 2022 revenue plan to reach VND 42,420 billion, up 19% compared to the previous year. Target profit before tax increased by 20.2% to VND 7,618 billion.
VJC	137,000	-2.84%	-2.49%	880,800	996,000	
FPT	113,300	0.27%	5.89%	6,758,000	7,711,400	
MWG	155,000	-2.39%	6.31%	4,542,500	5,174,900	
PNJ	115,100	-2.54%	4.16%	3,123,200	3,179,700	
GVR	36,300	-1.89%	6.76%	5,375,400	9,418,200	
SSI	44,050	-1.23%	4.88%	14,473,400	20,901,800	
HPG	46,550	-1.48%	3.22%	22,507,500	31,300,300	

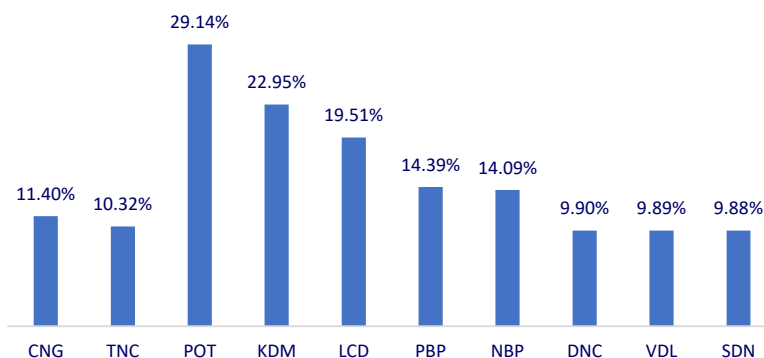
Top most traded tickers (Volume - in million)



Foreign net flow 10 nearest sessions (Billion VND)



Top increases in 3 consecutive sessions



Top decreases in 3 consecutive sessions

