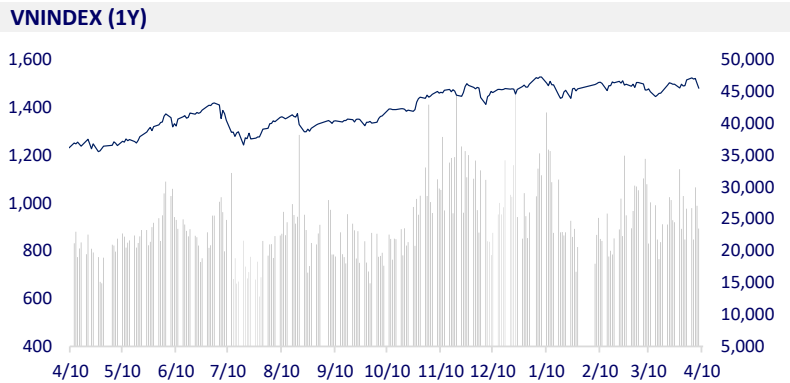
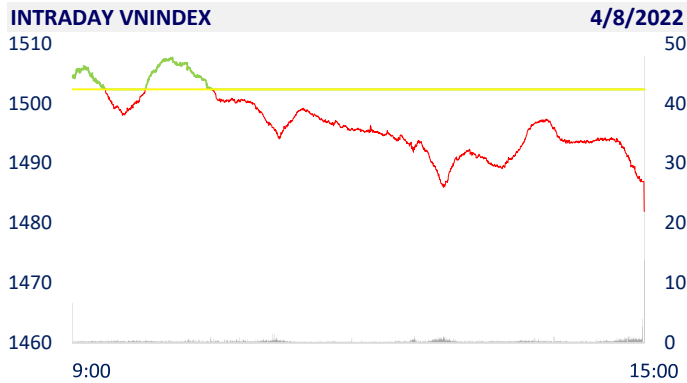
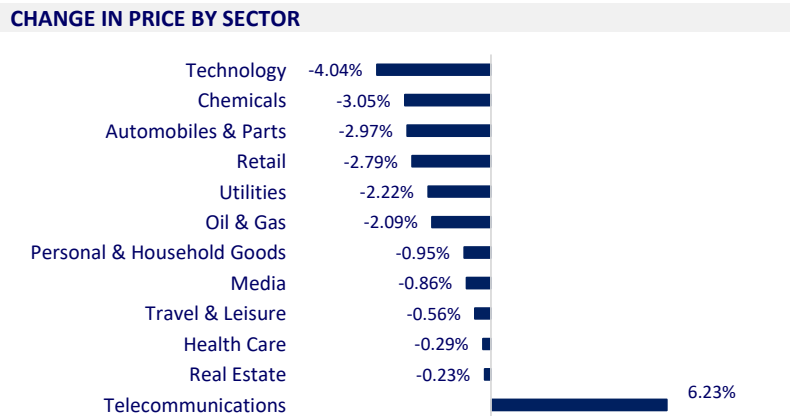


VIETNAM STOCK MARKET		1D	YTD
VN-INDEX	1,482.00	-1.35%	-1.09%
VN30	1,524.31	-1.14%	-0.74%
HNX	432.02	-2.17%	-8.85%
UPCOM	113.84	-1.70%	1.03%
Net Foreign buy (B)	-309.76		
Total trading value (B)	27,935.70	-13.11%	-10.09%

Foreign investors continued to net sell 310 billion dong in session 8/4. Foreign investors on HoSE were the strongest net sellers of VHM with 103 billion dong. STB and VND are behind with a net selling value of VND 85 billion and VND 64 billion, respectively. Meanwhile, MSN was bought the most with 54 billion dong. VIC and TPB were net bought at 31 billion dong and 25 billion dong, respectively.



ETF & DERIVATIVES		1D	YTD
E1VFN30	25,880	0.47%	0.19%
FUEMAV30	18,000	-0.11%	-0.50%
FUESSV30	18,660	4.77%	-1.79%
FUESSV50	22,400	-0.88%	-2.18%
FUESSVFL	22,300	1.32%	-0.80%
FUEVFN30	30,690	0.13%	9.41%
FUEVN100	20,400	-0.15%	-5.03%
VN30F2209	1,518.90	-0.11%	
VN30F2206	1,520.00	-0.33%	
VN30F2205	1,523.90	-0.30%	
VN30F2204	1,523.90	-0.39%	



GLOBAL MARKET		1D	YTD
Nikkei	26,985.80	0.53%	-6.27%
Shanghai	3,251.85	0.47%	-10.66%
Kospi	2,700.39	0.17%	-9.31%
Hang Seng	21,872.01	0.48%	-6.52%
STI (Singapore)	3,383.28	-0.62%	8.31%
SET (Thái Lan)	1,686.00	0.21%	1.71%
Crude oil (\$/barrel)	96.06	-0.60%	25.57%
Gold (\$/ounce)	1,933.40	0.06%	6.18%

Asian stocks mostly rose. In Japan, the Nikkei 225 gained 0.53%. The Chinese market rose with the Shanghai Composite up 0.47%. Hong Kong's Hang Seng rose 0.48%. South Korea's Kospi index rose 0.17%.

VIETNAM ECONOMY		1D (bps)	YTD (bps)
Vnibor	2.11%	1	130
Deposit interest 12M	5.60%	0	0
5 year-Gov. Bond	2.14%	2	113
10 year-Gov. Bond	2.64%	-2	64
USD/VND	23,080	0	0.61%
EUR/VND	25,325	0	-4.32%
CNY/VND	3,662	0	0.11%

In 2021, the total bilateral trade turnover between Vietnam and Australia for the first time exceeded the threshold of 12.4 billion USD, an increase of more than 49% compared to 2020. In which, Vietnam's exports to Australia reached more than 4.45 billion USD, an increase of more than 23% and Vietnam's import turnover from Australia reached nearly 8 billion USD, an increase of approximately 70%, compared to 2020.

EVENT CALENDER

Ticker	Ex-right Date	Last register Date	Exercise Date	Type	Rate	Value
NSL	4/8/2022	4/12/2022	4/27/2022	Cash		450
SDT	4/8/2022	4/12/2022	12/29/2022	Cash		400
CAT	4/8/2022	4/12/2022	4/28/2022	Cash		2,000
DC1	4/12/2022	4/13/2022		Stock	10:1	
MSN	4/12/2022	4/13/2022		Stock	5:1	
GTH	4/13/2022	4/14/2022	5/10/2022	Cash		300
KDC	4/19/2022	4/20/2022	5/10/2022	Cash		600
TB8	4/22/2022	4/25/2022	5/10/2022	Cash		1,000
PRC	4/25/2022	4/26/2022	5/18/2022	Cash		1,000

SELECTED NEWS

Vietnamese enterprises welcome the trend of investment cooperation with Australia

The State Bank tightens the granting of credit to real estate and securities

The Ministry of Finance regulates audit firms' activities

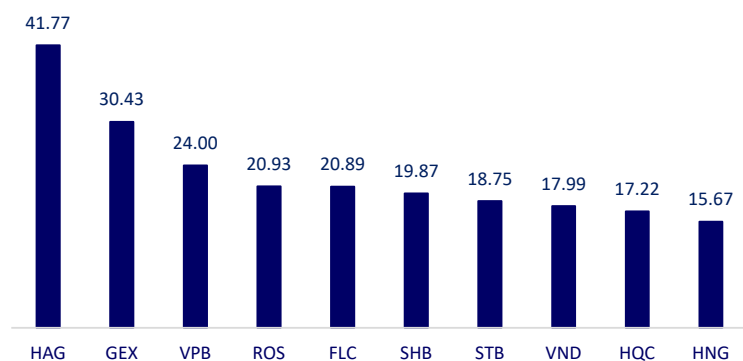
EU approves fifth package of sanctions against Russia, blocking about 10 billion euros in exports

European Union approves ban on Russian coal imports

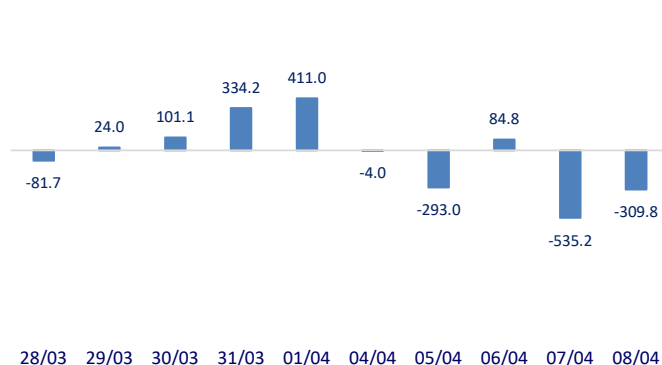
Japan lifts entry restrictions for most Asian countries

	Close	1D	5D	Buying vol.	Selling vol.	Content
VCB	83,000	0.00%	0.24%	1,343,000	1,553,600	ACB: In terms of business results in the first quarter of 2022, the bank's credit information in the first three months of the year increased by about 5.2%; Deposits increased by 1.6% and demand deposit ratio (CASA) improved to 27%. Consolidated profit is about 4,200 billion VND, up 35% over the same period. Notably, non-interest income in the first quarter was about VND 1,300 billion, up 37%. In which, bancassurance activities contributed 390 billion in revenue. According to Mr. Tu Tien Phat, General Director of ACB, the bank is in the top position in terms of insurance business.
BID	41,900	-2.67%	-5.52%	4,822,900	5,109,500	
CTG	32,050	-1.54%	-3.03%	8,827,200	8,627,700	
TCB	48,850	-0.91%	-2.88%	10,568,900	11,607,900	
VPB	38,800	-2.51%	0.52%	34,740,300	41,356,300	
MBB	33,200	-1.48%	-0.30%	18,322,600	23,827,000	
HDB	28,250	-2.25%	-4.07%	4,708,600	6,270,700	
TPB	40,200	-1.95%	-2.55%	5,067,900	8,614,200	
STB	31,000	-2.82%	-3.73%	25,245,200	27,960,400	
ACB	33,850	0.74%	1.35%	13,088,100	15,281,600	
NVL	85,400	0.95%	3.39%	9,626,000	9,016,100	KDH: From April 13 to May 12, entities related to Board members Nguyen Thi Dieu Phuong and Vuong Hoang Thao Linh registered to buy KDH shares with a total amount of 480,000 shares.
KDH	50,900	-0.39%	-5.04%	1,434,300	1,683,800	
PDR	91,000	-1.73%	-1.83%	3,630,200	4,158,200	
GAS	110,200	-2.30%	0.46%	897,500	1,155,000	Doubts about Russia sanctions, oil prices fall. Brent oil futures fell 49 cents, or 0.5%, to \$100.58 per barrel. WTI oil futures fell 20 cents, to \$96.03 per barrel.
POW	16,200	-2.70%	1.25%	16,803,400	26,125,700	
PLX	56,200	-0.71%	2.00%	2,681,000	3,610,400	
VIC	81,700	2.77%	-0.49%	8,242,100	9,298,700	VIC: VinFast Trading & Investment Pte. Ltd., a subsidiary of Vingroup, announced that it had submitted a preliminary listing application form F-1 to the US Securities Commission.
VHM	75,100	0.13%	-1.44%	6,810,300	7,929,300	
VRE	32,200	-1.38%	-5.43%	6,443,400	5,920,600	
VNM	77,300	-1.53%	-5.39%	4,714,900	4,950,800	MSN: PAT in 2022 is expected to be 6,900 - 8,500 billion VND, down from 15.8% - 31.6% compared to the same period last year. MSN plans to issue 142.3 million individual shares at the rate of 12%.
MSN	148,500	18.02%	21.64%	1,689,500	2,039,500	
SAB	164,200	-1.38%	-0.67%	536,000	207,000	
BVH	138,400	1.02%	-1.77%	876,900	860,100	FPT: When asked by a shareholder of FPT or a subsidiary of FPT that has some real estate projects about to be carried out, Mr. Nguyen The Phuong, Deputy General Director of FPT shared that the company will not invest in this segment. this business. Real estate transactions in the past time only serve the fields of information technology or education.
VJC	138,400	1.02%	-1.77%	876,900	860,100	
FPT	108,500	-4.24%	-2.25%	6,302,300	6,979,700	
MWG	150,000	-3.23%	-3.85%	3,267,000	3,442,500	
PNJ	114,500	-0.52%	-2.30%	1,824,700	1,481,700	
GVR	34,850	-3.99%	0.87%	4,561,100	5,547,400	
SSI	43,000	-2.38%	0.23%	11,769,200	14,029,500	
HPG	46,400	-0.32%	1.53%	20,740,900	26,994,600	

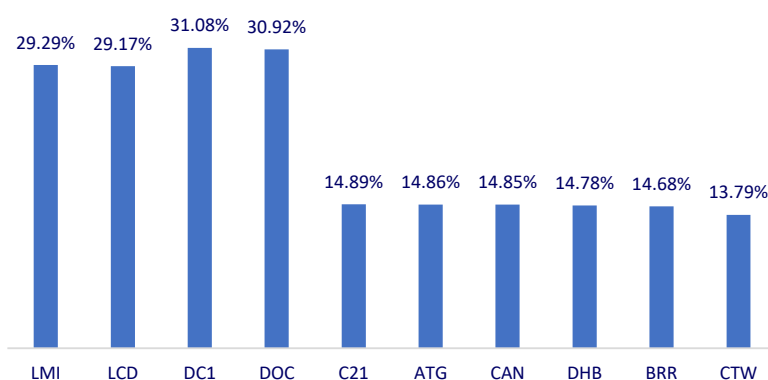
Top most traded tickers (Volume - in million)



Foreign net flow 10 nearest sessions (Billion VND)



Top increases in 3 consecutive sessions



Top decreases in 3 consecutive sessions

