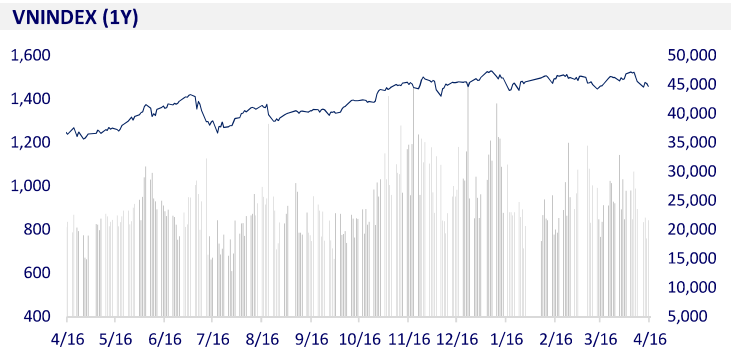
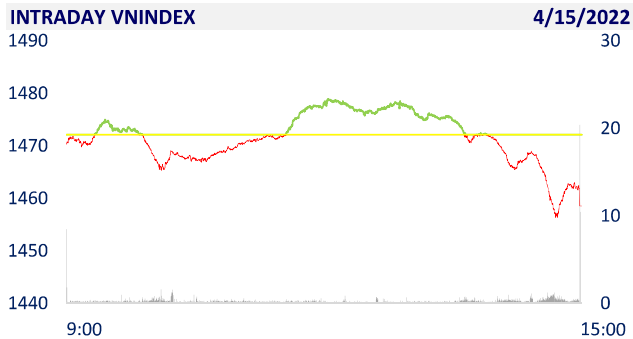


VIETNAM STOCK MARKET		1D	YTD
VN-INDEX	1,458.56	-0.92%	-2.65%
VN30	1,493.74	-1.60%	-2.73%
HNX	416.71	-1.65%	-12.08%
UPCOM	112.36	-0.93%	-0.28%
Net Foreign buy (B)	110.69		
Total trading value (B)	25,024.47	18.40%	-19.46%

Session April 15: Foreign investors net bought back 105 billion dong. HPG continued to be sold with 187 billion dong. SSI and VND were net sold of VND 67 billion and VND 43 billion respectively. Meanwhile, VPB was net sold with the strongest with VND 76 billion. CTG and DPM were bought by VND 64 billion and VND 55 billion respectively



ETF & DERIVATIVES		1D	YTD
E1VFN30	25,500	-0.08%	-1.28%
FUEMAV30	17,620	-1.34%	-2.60%
FUESSV30	18,590	4.38%	-2.16%
FUESSV50	21,800	-1.18%	-4.80%
FUESSVFL	21,980	-0.77%	-2.22%
FUEVFN30	30,890	-0.61%	10.12%
FUEVN100	20,000	0.45%	-6.89%
VN30F2209	1,480.30	-1.54%	
VN30F2206	1,490.20	-1.37%	
VN30F2205	1,493.00	-1.19%	
VN30F2204	1,492.60	-1.32%	



GLOBAL MARKET		1D	YTD
Nikkei	27,093.19	-0.29%	-5.90%
Shanghai	3,211.24	-0.45%	-11.77%
Kospi	2,696.06	-0.76%	-9.46%
Hang Seng	21,518.08	0.00%	-8.03%
STI (Singapore)	3,335.85	0.00%	6.79%
SET (Thái Lan)	1,674.34	0.00%	1.01%
Crude oil (\$/barrel)	106.51	3.58%	39.23%
Gold (\$/ounce)	1,972.50	0.12%	8.33%

China suddenly does not lower interest rates, Asian stocks are mostly reduced. In Japan, Nikkei 225 decreased by 0.29%, Topix fell 0.62%. The Chinese market goes down with Shanghai Composite down 0.45%, Shenzhen Component decreased by 0.56%. The Chinese market was strongly underperformed in recent weeks when the country had to deal with the worst Covid-19 outbreak since Wuhan.

VIETNAM ECONOMY		1D (bps)	YTD (bps)
Vnibor	2.12%	1	131
Deposit interest 12M	5.60%	0	0
5 year-Gov. Bond	2.31%	3	130
10 year-Gov. Bond	2.93%	11	93
USD/VND	23,120	0	0.78%
EUR/VND	25,204	0	-4.78%
CNY/VND	3,663	0	0.14%

Vietnam Logistics Business Association proposes to develop early container fleet for import and export. Specifically, according to the proposal, the first phase in 3 - 5 years will focus on investing in container fleet for domestic transit routes such as China, Korea, Japan, Malaysia, India, Singapore, Central East ..., will need to spend 1.5 billion USD for new construction or acquiring old vessels and investing - buying containers.

EVENT CALENDER

Ticker	Ex-right Date	Last register Date	Exercise Date	Type	Rate	Value
ICT	4/19/2022	4/20/2022	5/5/2022	Cash		1,300
VNC	4/19/2022	4/20/2022	5/10/2022	Cash		1,200
KDC	4/19/2022	4/20/2022	5/10/2022	Cash		600
TB8	4/22/2022	4/25/2022	5/10/2022	Cash		1,000
REE	4/19/2022	4/20/2022	4/29/2022	Cash		1,000
TOT	4/20/2022	4/21/2022	5/10/2022	Cash		700
DTC	4/20/2022	4/21/2022	5/12/2022	Cash		300
STK	4/22/2022	4/25/2022	5/23/2022	Cash		1,500
PRC	4/25/2022	4/26/2022	5/18/2022	Cash		1,000

SELECTED NEWS

Logistics Vietnam Service Association proposes to develop early container fleet

Grant vaccine passports across the country from April 15

Export of a record increase, enterprises face a lot of worries

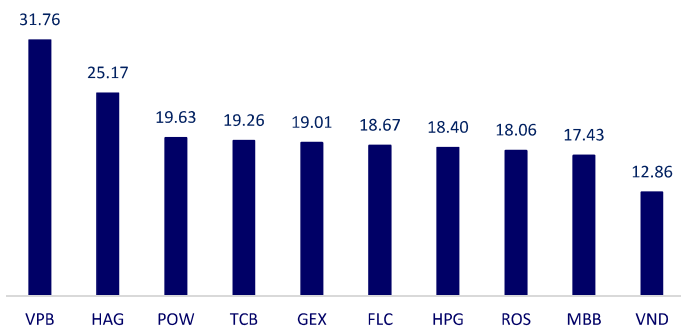
Singapore continues to tighten monetary policy to cope with inflation

European Central Bank maintains a record low interest rate

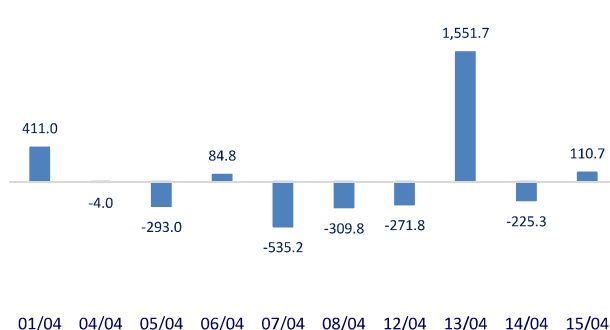
WHO: Covid-19 is still an emergency of global public health

	Close	1D	5D	Buying vol.	Selling vol.	Content
VCB	80,200	-0.99%	-3.37%	1,376,600	1,323,900	CTG: Resolution of the Board of Directors approving the overall issuance plan of granted capital in a separate form. Term from 6 years to 15 years with par value of VND 100,000, the price issued by 100% of par value. The total bond value issued by par value is VND 15,000 billion.
BID	39,300	-2.96%	-6.21%	3,797,400	4,341,600	
CTG	31,000	-0.64%	-3.28%	7,262,100	8,231,400	
TCB	45,600	-3.59%	-6.65%	26,460,800	28,460,500	
VPB	38,500	-2.53%	-0.77%	42,739,800	51,165,100	
MBB	31,400	-2.79%	-5.42%	21,146,100	23,215,800	
HDB	26,300	-3.66%	-6.90%	9,069,300	8,513,600	
TPB	37,350	-4.35%	-7.09%	6,941,600	7,879,100	
STB	30,100	-2.27%	-2.90%	15,665,400	17,777,800	
ACB	33,550	-0.74%	-0.89%	6,599,100	10,357,200	
NVL	84,100	-1.06%	-1.52%	5,228,300	4,564,700	NVL: The plan to pay dividends with shares with par value of VND 10,000 / share, the execution rate is expected to be 1: 0.1. Number of shares expected to be issued was 193,042,132 shares
KDH	49,500	-1.20%	-2.75%	1,346,400	1,831,600	
PDR	86,600	-3.24%	-4.84%	3,006,400	3,107,600	
GAS	115,100	3.14%	4.45%	2,715,200	3,208,300	GAS: Setting a revenue plan is VND 80,000 billion, profit after tax is VND 7,039 billion, respectively decreasing by 0.2% and 20.5% in turn in 2021
POW	14,700	-5.47%	-9.26%	32,574,700	33,775,100	
PLX	54,700	0.00%	-2.67%	2,217,000	2,420,400	
VIC	80,700	-1.22%	-1.22%	2,414,400	4,135,900	VIC: Vinfast cooperates with Amazon integrated Alexa voice assistant to smart electric cars
VHM	71,100	-1.66%	-5.33%	5,953,400	6,726,000	
VRE	31,500	-1.10%	-2.17%	4,916,000	5,558,200	
VNM	76,500	0.26%	-1.03%	3,505,500	2,955,500	MSN: Expected to submit to the Congress through the 2022 business plan with net revenue by 1.5% - 12.8%, but the goal of after-tax profit is 15.9% - 31.7 %
MSN	125,000	-0.56%	1.01%	1,529,700	1,781,900	
SAB	168,600	1.02%	2.68%	344,700	583,200	
BVH	135,900	-0.73%	-1.81%	737,400	916,700	PNJ: Expected to issue 3.6 ESOP shares, equivalent to 1.5% of the stocks that are circulating the par value of VND 10,000 / share. The time is expected to be issued in the second quarter of 220, after being approved by the State Securities Commission.
VJC	135,900	-0.73%	-1.81%	737,400	916,700	
FPT	115,000	-1.37%	5.99%	4,939,400	6,170,300	
MWG	160,200	0.44%	6.80%	3,862,800	4,230,300	
PNJ	117,100	0.09%	2.27%	1,394,000	2,342,100	
GVR	36,000	4.20%	3.30%	6,915,400	7,628,400	
SSI	40,000	-4.76%	-6.98%	13,504,900	15,694,700	
HPG	44,200	-1.56%	-4.74%	25,514,800	27,950,700	

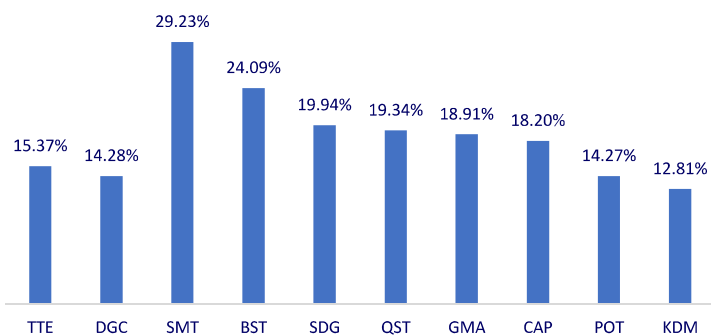
Top most traded tickers (Volume - in million)



Foreign net flow 10 nearest sessions (Billion VND)



Top increases in 3 consecutive sessions



Top decreases in 3 consecutive sessions

