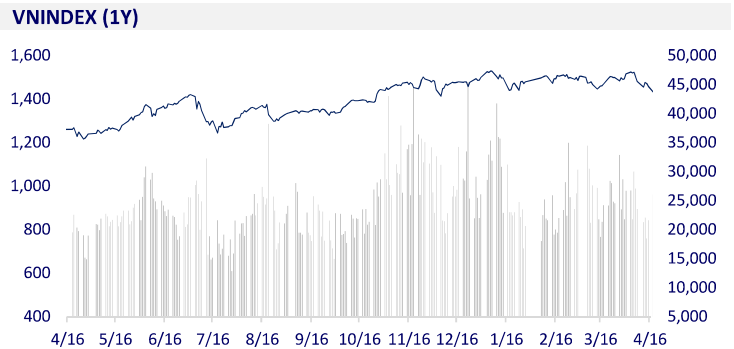
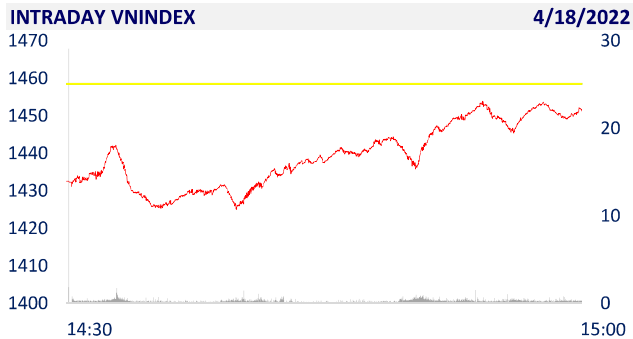


VIETNAM STOCK MARKET		1D	YTD
VN-INDEX	1,432.60	-1.78%	-4.38%
VN30	1,468.25	-1.71%	-4.39%
HNX	403.12	-3.26%	-14.95%
UPCOM	110.21	-1.91%	-2.19%
Net Foreign buy (B)	-15.36		
Total trading value (B)	30,078.64	20.20%	-3.20%

Session 18/04: Foreign investors net bought about 7 billion dong (down 93% compared to the previous session). Foreign investors were the biggest net buyers of GEX with 81 billion dong. DXG and DPM saw a net buying of 66 billion dong and 58 billion dong, respectively. Meanwhile, HPG was sold the most with 107 billion dong. BVH and CTG were net sold 103 billion dong and 62 billion dong respectively.



ETF & DERIVATIVES		1D	YTD
E1VFN30	25,300	-0.78%	-2.05%
FUEMAV30	17,340	-1.59%	-4.15%
FUESSV30	18,270	2.58%	-3.84%
FUESSV50	21,700	-0.46%	-5.24%
FUESSVFL	21,490	-2.23%	-4.40%
FUEVFN30	30,600	-0.94%	9.09%
FUEVN100	19,940	-0.30%	-7.17%
VN30F2209	1,473.20	-0.48%	
VN30F2206	1,478.00	-0.82%	
VN30F2205	1,479.00	-0.94%	
VN30F2204	1,473.10	-1.31%	



GLOBAL MARKET		1D	YTD
Nikkei	26,799.71	-1.08%	-6.92%
Shanghai	3,195.52	-0.49%	-12.21%
Kospi	2,693.21	-0.11%	-9.55%
Hang Seng	21,518.08	0.00%	-8.03%
STI (Singapore)	3,303.07	-0.98%	5.74%
SET (Thái Lan)	1,668.06	-0.38%	0.63%
Crude oil (\$/barrel)	106.25	-0.24%	38.89%
Gold (\$/ounce)	1,991.00	0.94%	9.35%

Asian stock markets fell in early trading on April 18, as investors awaited the release of new Chinese economic data, including first-quarter GDP growth. Accordingly, the Nikkei 225 fell 1.24%. The Topix index fell 0.88%. South Korea's Kospi index lost 0.5%.

VIETNAM ECONOMY		1D (bps)	YTD (bps)
Vnibor	2.12%	1	131
Deposit interest 12M	5.60%	0	0
5 year-Gov. Bond	2.38%	10	137
10 year-Gov. Bond	3.00%	18	100
USD/VND	23,145	0	0.89%
EUR/VND	25,190	0	-4.83%
CNY/VND	3,671	0	0.36%

According to a new report of the World Bank, Vietnam's GDP in the first quarter of 2022 grew by 5% (compared to the same period last year), equivalent to the growth rate in the fourth quarter of 2021, but still two percentage points lower than the growth rate pre-pandemic level. Industry - construction and service sectors grew by 6.4% and 4.6% respectively (year-on-year), contributing 4.3 percentage points to GDP growth of the quarter.

EVENT CALENDER

Ticker	Ex-right Date	Last register Date	Exercise Date	Type	Rate	Value
ICT	4/19/2022	4/20/2022	5/5/2022	Cash		1,300
VNC	4/19/2022	4/20/2022	5/10/2022	Cash		1,200
KDC	4/19/2022	4/20/2022	5/10/2022	Cash		600
TB8	4/22/2022	4/25/2022	5/10/2022	Cash		1,000
REE	4/19/2022	4/20/2022	4/29/2022	Cash		1,000
TOT	4/20/2022	4/21/2022	5/10/2022	Cash		700
DTC	4/20/2022	4/21/2022	5/12/2022	Cash		300
STK	4/22/2022	4/25/2022	5/23/2022	Cash		1,500
PRC	4/25/2022	4/26/2022	5/18/2022	Cash		1,000

SELECTED NEWS

Postponing the automatic toll collection time on the Hanoi - Hai Phong highway to early June

WB: Vietnam's inflation increased because of fuel prices

Businesses simultaneously asked to delay the minimum wage increase due to difficulties

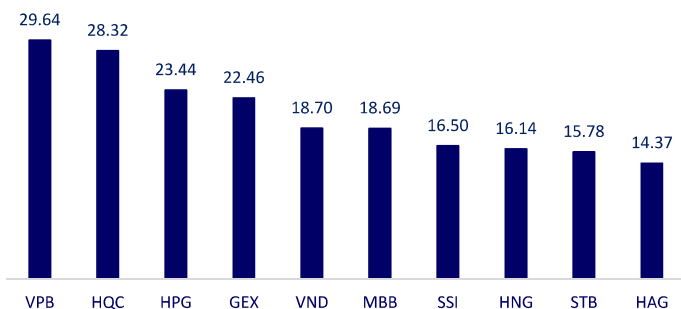
China's GDP growth exceeded expectations in the first quarter

Germany spends more than 3 billion USD to reduce gas imports from Russia

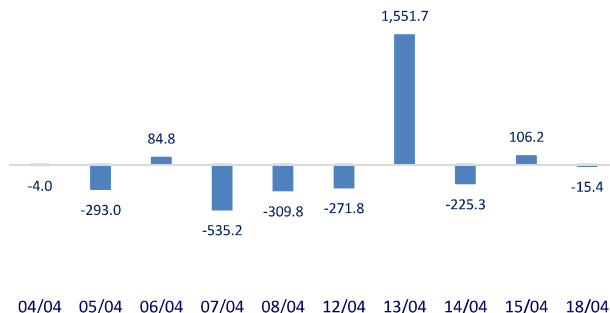
IMF lowers forecasts for 143 economies amid Russia-Ukraine conflict

	Close	1D	5D	Buying vol.	Selling vol.	Content
VCB	77,700	-3.12%	-6.39%	1,683,400	2,003,200	VCB: Expected to pay a dividend at the rate of 18.1% by the plan of issuing shares, equivalent to nearly 856.6 million ordinary shares through the increase of charter capital. The additional capital will be invested by the bank in facilities, technology infrastructure, office building, network expansion, technology investment and fixed assets. After this capital increase, the bank's charter capital increased to VND 55,891 billion
BID	37,950	-3.44%	-9.43%	4,678,600	4,811,000	
CTG	29,200	-5.81%	-8.89%	12,543,700	12,895,700	
TCB	44,850	-1.64%	-8.19%	15,116,200	17,386,000	
VPB	36,650	-4.81%	-5.54%	42,031,400	44,952,500	
MBB	30,300	-3.50%	-8.73%	26,280,200	26,793,500	
HDB	26,000	-1.14%	-7.96%	5,993,100	5,356,200	
TPB	37,900	1.47%	-5.72%	5,485,600	5,531,700	
STB	29,000	-3.65%	-6.45%	24,334,600	21,694,600	
ACB	32,800	-2.24%	-3.10%	7,231,100	10,815,500	
NVL	82,200	-2.26%	-3.75%	4,593,200	4,896,900	PDR: Net revenue target is 10,700 billion dong, nearly 3 times higher than in 2021. Planned profit before tax and after tax is 3,635 billion (+55% YoY) and 2,908 billion dong (+56% YoY).
KDH	49,300	-0.40%	-3.14%	1,568,900	2,033,400	
PDR	87,800	1.39%	-3.52%	3,437,200	3,148,400	
GAS	115,300	0.17%	4.63%	1,443,000	1,883,200	POW: PV Power's Q1 power output reached 3,661 million kWh, equal to 137% of the plan. Total revenue of the whole company reached 7,233 billion VND. Profit before tax is 751.5 billion VND
POW	14,500	-1.36%	-10.49%	19,276,000	23,603,900	
PLX	52,900	-3.29%	-5.87%	3,249,700	3,782,200	
VIC	79,500	-1.49%	-2.69%	4,216,600	4,833,700	VRE: The target of net revenue in 2022 is 8,000 billion VND and profit after tax is 2,400 billion VND.
VHM	69,800	-1.83%	-7.06%	7,773,700	8,618,200	
VRE	31,350	-0.48%	-2.64%	5,522,600	6,053,400	
VNM	77,000	0.65%	-0.39%	4,389,300	5,114,100	VNM: Ms. Le Thi Bang Tam quits as president of Vinamilk
MSN	124,000	-0.80%	0.21%	1,163,900	1,501,600	HPG: Last March, Hoa Phat Group achieved crude steel production output of 762,000 tons, up 9% over the same period. Sales volume of construction steel, hot rolled coil and billet was 832,000 tons. In which, construction steel for the first time in history recorded 511,000 tons, 7% higher than the peak of 2021.
SAB	170,000	0.83%	3.53%	1,111,700	1,734,800	
BVH	138,300	1.77%	-0.07%	1,175,500	983,200	
VJC	138,300	1.77%	-0.07%	1,175,500	983,200	
FPT	115,500	0.43%	6.45%	5,367,400	6,109,900	
MWG	160,200	0.00%	6.80%	4,147,400	4,139,300	
PNJ	123,500	5.47%	7.86%	4,009,400	3,765,200	
GVR	36,800	2.22%	5.60%	9,688,700	12,803,000	
SSI	37,500	-6.25%	-12.79%	23,257,000	24,618,500	
HPG	42,650	-3.51%	-8.08%	29,920,800	35,241,700	

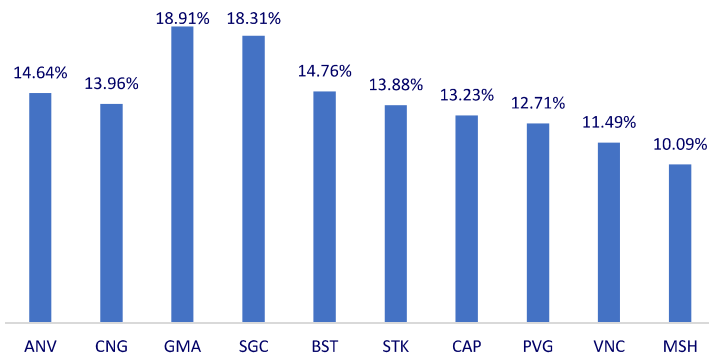
Top most traded tickers (Volume - in million)



Foreign net flow 10 nearest sessions (Billion VND)



Top increases in 3 consecutive sessions



Top decreases in 3 consecutive sessions

