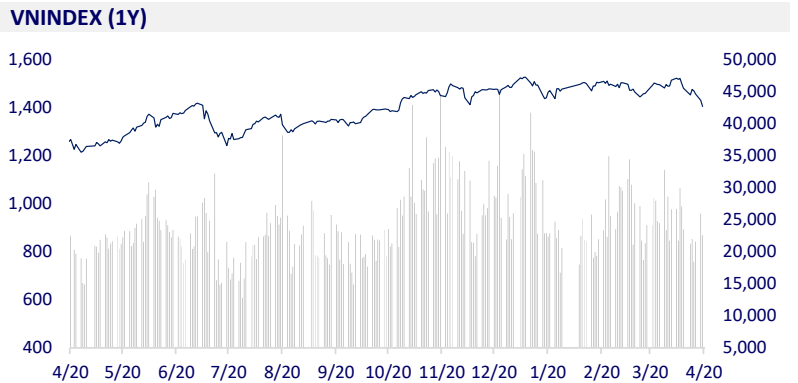
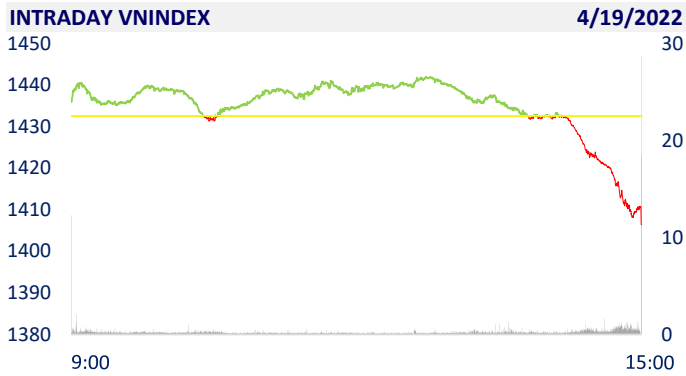
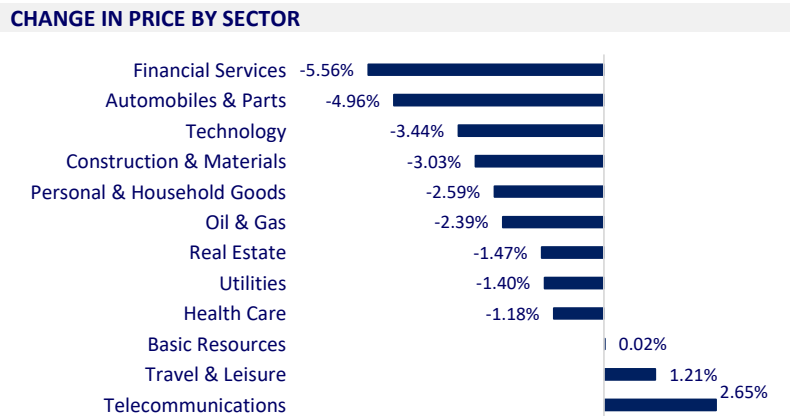


VIETNAM STOCK MARKET		1D	YTD
VN-INDEX	1,406.45	-1.83%	-6.13%
VN30	1,440.61	-1.88%	-6.19%
HNX	392.69	-2.59%	-17.15%
UPCOM	108.32	-1.71%	-3.87%
Net Foreign buy (B)	272.83		
Total trading value (B)	26,436.61	-12.11%	-14.92%

Foreign investors boosted their net buying of 273 billion dong in the session. VN-Index gradually retreated to 1,400 points. DPM topped HoSE's net buying list with 94 billion dong. GEX and KBC were net bought at 85 billion dong and 61 billion dong respectively. On the other side, DGC was sold the most on this floor with 136 billion dong. SSI and HPG were net sold 75 billion dong and 38 billion dong respectively.



ETF & DERIVATIVES		1D	YTD
E1VFN30	24,950	-1.38%	-3.41%
FUEMAV30	17,000	-1.96%	-6.03%
FUESSV30	18,370	3.14%	-3.32%
FUESSV50	21,400	-1.38%	-6.55%
FUESSVFL	20,500	-4.61%	-8.81%
FUEVFN30	29,800	-2.61%	6.24%
FUEVN100	19,000	-4.71%	-11.55%
VN30F2209	1,454.90	-1.24%	
VN30F2206	1,460.00	-1.22%	
VN30F2205	1,457.80	-1.43%	
VN30F2204	1,454.10	-1.29%	



GLOBAL MARKET		1D	YTD
Nikkei	26,985.09	0.29%	-6.27%
Shanghai	3,194.03	-0.05%	-12.25%
Kospi	2,718.89	0.95%	-8.69%
Hang Seng	21,027.76	0.22%	-10.13%
STI (Singapore)	3,307.13	0.12%	5.87%
SET (Thái Lan)	1,675.62	0.45%	1.09%
Crude oil (\$/barrel)	106.13	-1.11%	38.73%
Gold (\$/ounce)	1,978.15	-0.15%	8.64%

Asian stocks mostly rallied in early trading on April 19 as investors awaited a market reaction following the People's Bank of China's announcement of financial support measures for the key sectors. affected by Covid-19. The Nikkei 225 index rose 0.29%. South Korea's Kospi index rose 0.95%.

VIETNAM ECONOMY		1D (bps)	YTD (bps)
Vnibor	2.11%	-1	130
Deposit interest 12M	5.60%	0	0
5 year-Gov. Bond	2.44%	6	143
10 year-Gov. Bond	2.98%	-2	98
USD/VND	23,175	0	1.02%
EUR/VND	25,218	0	-4.72%
CNY/VND	3,667	0	0.25%

Data from the General Department of Customs shows that, in the first quarter of 2022, Vietnam exported more than 1.5 million tons of rice, with a turnover of more than 730.7 million USD, up 26.3% in volume and up 12.9% in value over the same period. Particularly in March 2022, rice exports reached 531,000 tons, with a turnover of nearly 263 million USD, up 13.3% and 17.7% respectively compared to February 2022.

EVENT CALENDER

Ticker	Ex-right Date	Last register Date	Exercise Date	Type	Rate	Value
ICT	4/19/2022	4/20/2022	5/5/2022	Cash		1,300
VNC	4/19/2022	4/20/2022	5/10/2022	Cash		1,200
KDC	4/19/2022	4/20/2022	5/10/2022	Cash		600
TB8	4/22/2022	4/25/2022	5/10/2022	Cash		1,000
REE	4/19/2022	4/20/2022	4/29/2022	Cash		1,000
TOT	4/20/2022	4/21/2022	5/10/2022	Cash		700
DTC	4/20/2022	4/21/2022	5/12/2022	Cash		300
STK	4/22/2022	4/25/2022	5/23/2022	Cash		1,500
PRC	4/25/2022	4/26/2022	5/18/2022	Cash		1,000

SELECTED NEWS

World demand increased, Vietnam's rice exports grew by double digits in both volume and value

Businesses simultaneously asked to delay the minimum wage increase due to difficulties

Long An reopens import-export activities at all border gates and openings

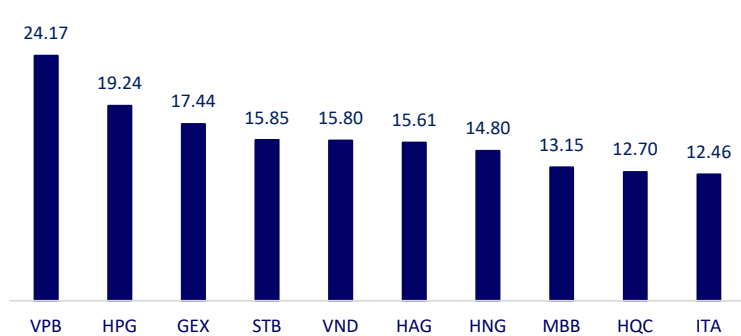
America and Europe struggle with record gas prices

China's real estate market will improve, no longer hot

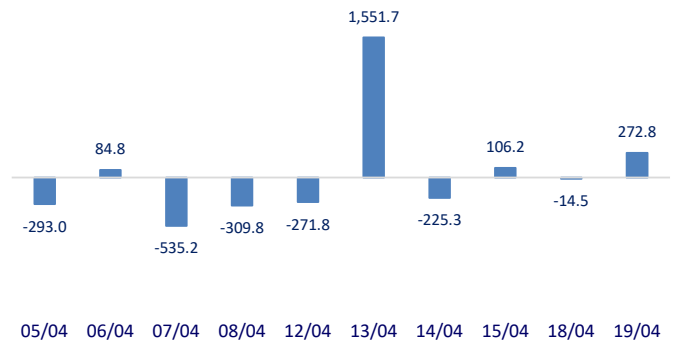
Sri Lanka asks IMF for urgent support

	Close	1D	5D	Buying vol.	Selling vol.	Content
VCB	77,700	0.00%	-5.70%	1,430,100	1,418,200	ACB: approved the plan to pay dividends in shares at the rate of 25%. The bank plans to issue 675 million shares. After completing the issuance, ACB's charter capital is expected to increase from more than 27,000 billion VND to 33,774 billion VND. In 2022, ACB targets pre-tax profit at VND 15,018 billion, up 25%. Total assets stood at VND 588,187 billion, up 11%. Outstanding loans to customers are expected to increase by 10% to VND 398,299 billion, according to the target assigned by the State Bank and will be adjusted higher upon approval. NPL ratio is controlled below 2%.
BID	37,950	0.00%	-6.18%	3,891,400	4,173,700	
CTG	28,750	-1.54%	-7.26%	7,292,300	8,069,900	
TCB	43,700	-2.56%	-8.96%	9,796,500	11,885,000	
VPB	35,800	-2.32%	-8.21%	35,199,900	36,334,100	
MBB	29,300	-3.30%	-9.15%	17,619,300	20,808,700	
HDB	25,900	-0.38%	-6.83%	5,532,000	5,502,000	
TPB	36,200	-4.49%	-4.86%	2,783,800	3,693,200	
STB	27,500	-5.17%	-10.71%	21,614,600	26,292,800	
ACB	31,650	-3.51%	-5.38%	6,614,700	9,163,400	
NVL	82,000	-0.24%	-3.53%	4,206,500	4,036,700	NVL: The Board of Directors submitted a net revenue plan of 35,974 billion VND, up 141% compared to the previous year; profit after tax is 6,500 billion dong, up 88%.
KDH	50,100	1.62%	0.00%	2,064,300	2,336,800	POW: POW's investment capital in 2022 is VND4,989b, of which investment in capital construction is VND3,933b, procurement of equipment is VND799b and capital contribution is VND257b.
PDR	85,800	-2.28%	-4.67%	3,004,700	3,365,100	
GAS	113,900	-1.21%	4.59%	1,131,200	1,951,100	VIC: Vinfast cooperates with Electrify America (EA) to provide charging solutions for electric vehicles. By end of 2021, EA owns about 800 charging stations and 3,500 individual charging ports.
POW	13,500	-6.90%	-13.46%	18,328,600	23,898,900	
PLX	51,000	-3.59%	-6.59%	2,326,700	2,498,800	MSN: Chairman Masan said that Masan is about to move into the content and entertainment segment, the consumer segment bets on mini mall
VIC	78,800	-0.88%	-3.08%	2,432,800	3,033,100	
VHM	68,900	-1.29%	-5.62%	4,373,000	5,253,300	SSI: submit to the General Meeting of Shareholders a plan to offer up to more than 104 million individual shares to strategic investors and/or professional securities investors. The offering price must not be lower than 90% of the average closing price of 10 consecutive trading days before the date the Board of Directors decides to approve the detailed issuance plan. After the issuance, charter capital is expected to increase from VND 14,921 billion to VND 15,962 billion.
VRE	30,850	-1.59%	-0.80%	4,803,100	5,615,900	
VNM	76,000	-1.30%	-1.04%	2,869,300	3,539,100	
MSN	120,500	-2.82%	-3.91%	1,247,300	1,688,900	
SAB	168,900	-0.65%	3.43%	404,900	652,300	
BVH	143,100	3.47%	3.70%	1,375,200	1,287,800	
VJC	143,100	3.47%	3.70%	1,375,200	1,287,800	
FPT	112,000	-3.03%	2.00%	6,845,000	7,664,000	
MWG	156,000	-2.62%	2.16%	5,468,300	5,148,900	
PNJ	118,900	-3.72%	5.78%	1,746,600	2,684,800	
GVR	35,000	-4.89%	6.06%	4,311,900	7,590,800	
SSI	35,000	-6.67%	-16.27%	18,940,200	19,455,200	
HPG	43,300	1.52%	-3.99%	31,234,900	26,464,000	

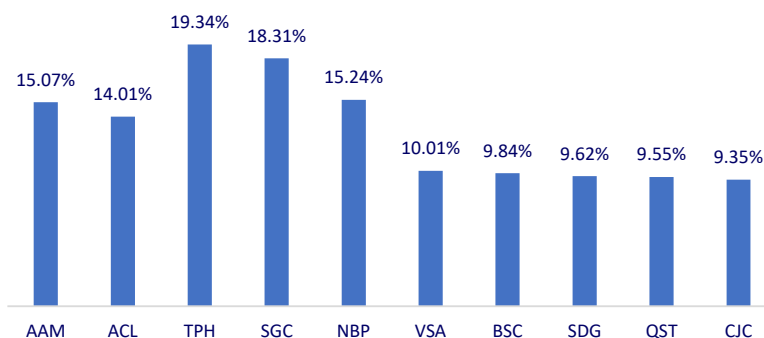
Top most traded tickers (Volume - in million)



Foreign net flow 10 nearest sessions (Billion VND)



Top increases in 3 consecutive sessions



Top decreases in 3 consecutive sessions

