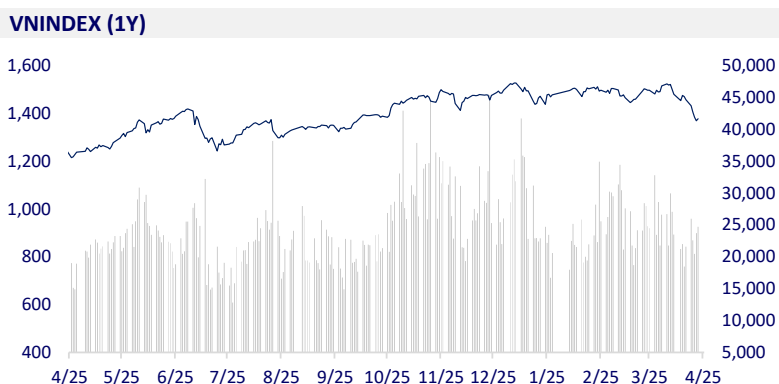
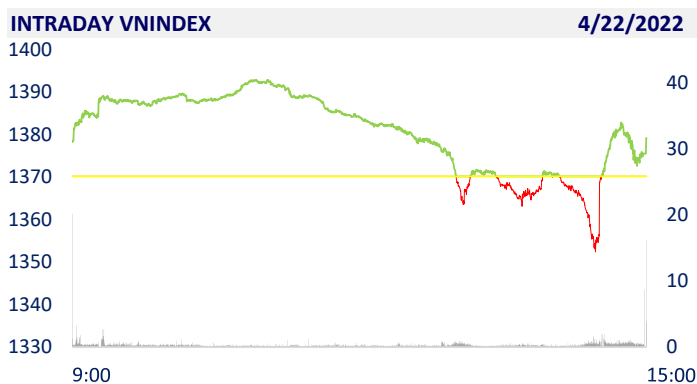


VIETNAM STOCK MARKET		1D	YTD
VN-INDEX	1,379.23	0.66%	-7.95%
VN30	1,444.32	1.22%	-5.95%
HNX	359.12	-2.04%	-24.23%
UPCOM	104.15	-0.71%	-7.57%
Net Foreign buy (B)	916.06		
Total trading value (B)	28,868.86	2.72%	-7.09%

Foreign investors were net buyers for the sixth consecutive session with a value of over 916 billion dong. MSN topped the list of foreign investors' net buying on HoSE with 102 billion dong. DXG and DGC were net bought 100 billion dong and 98 billion dong respectively. Meanwhile, DPM was sold the most with 78 billion dong. VND and VHM were net sold 55 billion dong and 44 billion dong respectively.



ETF & DERIVATIVES		1D	YTD
E1VFN30	24,800	-0.76%	-3.99%
FUEMAV30	16,970	0.41%	-6.19%
FUESSV30	18,590	4.38%	-2.16%
FUESSV50	20,750	0.24%	-9.39%
FUESSVFL	21,000	2.44%	-6.58%
FUEVFN30	29,200	-2.01%	4.10%
FUEVN100	18,650	-0.59%	-13.18%
VN30F2212	1,441.80	-	-
VN30F2209	1,447.90	0.00%	-
VN30F2206	1,444.60	0.00%	-
VN30F2205	1,445.00	0.00%	-



GLOBAL MARKET		1D	YTD
Nikkei	27,105.26	0.64%	-5.86%
Shanghai	3,086.92	0.23%	-15.19%
Kospi	2,704.71	-0.86%	-9.17%
Hang Seng	20,638.52	2.03%	-11.79%
STI (Singapore)	3,361.11	0.38%	7.60%
SET (Thái Lan)	1,690.59	0.00%	1.99%
Crude oil (\$/barrel)	102.31	-0.34%	33.74%
Gold (\$/ounce)	1,934.90	-0.89%	6.27%

US hinted to raise interest rates, Asian stocks mixed. The Shanghai composite index rose 0.23% to 3,086.92 points. The Hang Seng Index (Hong Kong) increased 2.03%. The Nikkei 225 in Japan gained 0.64%. Kospi (Korea) closed down 0.86%.

VIETNAM ECONOMY		1D (bps)	YTD (bps)
Vnibor	2.05%	0	124
Deposit interest 12M	5.60%	0	0
5 year-Gov. Bond	2.34%	0	133
10 year-Gov. Bond	2.98%	0	98
USD/VND	23,190	0	1.09%
EUR/VND	25,284	0	-4.47%
CNY/VND	3,602	0	-1.53%

The increase in deposit interest rates partly shows that the demand for capital mobilization of credit institutions is increasing. Besides, inflationary pressure is increasingly creating great pressure for banks to reduce interest rates. This fact is causing many businesses to worry about the risk of facing higher lending rates in the near future.

**EVENT CALENDER**

Ticker	Ex-right Date	Last register Date	Exercise Date	Type	Rate	Value
APL	4/22/2022	4/25/2022	5/9/2022	Cash		1,200
TB8	4/22/2022	4/25/2022	5/10/2022	Cash		1,000
STK	4/22/2022	4/25/2022	5/23/2022	Cash		1,500
EBS	4/22/2022	4/25/2022	5/31/2022	Cash		850
BCF	4/22/2022	4/25/2022	5/18/2022	Cash		400
PRC	4/25/2022	4/26/2022	5/18/2022	Cash		1,000
HAH	4/25/2022	4/26/2022	5/16/2022	Cash		1,000
HAH	4/25/2022	4/26/2022		Stock	10:4	
FIT	4/25/2022	4/26/2022		Stock	10:1	

## SELECTED NEWS

Deposit interest rates continued to increase sharply, worried that it would be difficult to keep lending interest rates low

Invest in an industrial park in the Central region with trillion dong projects

Increase incentives for strategic investors in Van Phong Economic Zone

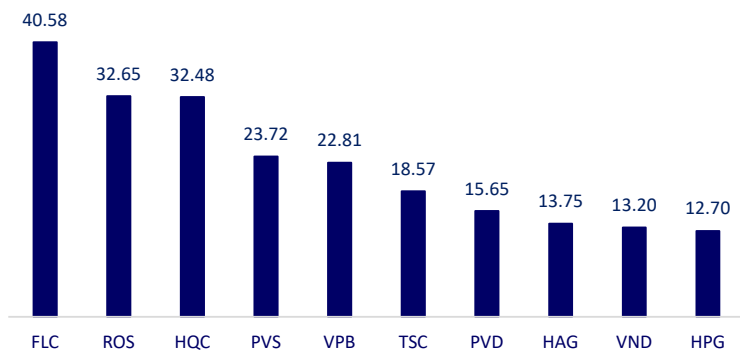
Fed Chairman is determined to keep inflation down, plan to raise interest rates by 0.5 percentage points in May

IMF leaders for the first time in history did not issue a joint statement

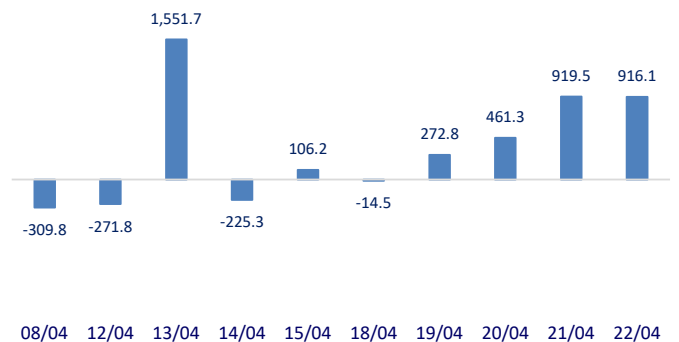
China urges big investors to buy stocks after market plunge

	Close	1D	5D	Buying vol.	Selling vol.	Content
VCB	82,200	4.85%	2.49%	4,441,600	6,183,500	TPB: the bank's pre-tax profit in the first quarter of 2022 reached VND 1,623 billion, up 14% over the same period last year. The growth driver mainly comes from net interest income and service activities, which helped the bank to grow well despite having to increase provisioning for risks. Notably, profit from service activities increased by 81% to VND 511 billion with the largest contribution from payment activities, business activities, and insurance consulting. The foreign exchange business was also positive, with a profit of 32 billion dong while the same period had a loss of 2 billion.
BID	38,500	0.00%	-2.04%	4,120,700	4,351,500	
CTG	29,400	1.38%	-5.16%	6,391,400	6,549,500	
TCB	44,100	1.15%	-3.29%	9,425,600	10,394,000	
VPB	36,800	3.66%	-4.42%	33,205,700	35,114,700	
MBB	30,000	0.00%	-4.46%	17,795,700	18,623,300	
HDB	25,150	1.00%	-4.37%	5,810,200	5,510,300	
TPB	35,200	1.15%	-5.76%	4,419,900	5,161,500	
STB	28,800	4.16%	-4.32%	22,188,400	18,475,100	
ACB	32,300	2.54%	-3.73%	9,267,100	8,601,800	
NVL	81,000	1.12%	-3.69%	4,403,300	3,569,400	KDH: In 2022, KDH targets to achieve revenue of VND 4,000 billion and profit after tax of VND 1,400 billion, up 7% and 16% respectively compared to 2021.
KDH	49,000	2.08%	-1.01%	2,861,000	2,877,700	
PDR	64,900	2.37%	2.14%	4,682,700	5,378,300	
GAS	112,300	6.95%	-2.43%	1,994,300	2,134,600	Russia's seaborne crude oil shipments stood at 3.12 million bpd, down 25% from the week ended April 8.
POW	13,350	0.38%	-9.18%	18,065,100	20,248,900	
PLX	50,100	-0.40%	-8.41%	2,858,100	3,620,400	
VIC	77,700	0.26%	-3.72%	2,885,800	3,647,900	VHM: Vinhomes officially launched The Beverly Solari - the last apartment project in Vinhomes Grand Park (Thu Duc City).
VHM	64,700	1.09%	-9.00%	10,351,200	8,630,700	
VRE	30,900	1.31%	-1.90%	5,928,400	4,822,200	
VNM	75,900	1.20%	-0.78%	4,723,400	4,853,500	VNM: Ms. Le Thi Bang Tam will not be the President of Vinamilk and HDBank. Ms. Tam used to be the Chairman of SCIC, Deputy Minister of Finance.
MSN	123,300	0.24%	-1.36%	2,416,200	2,881,800	
SAB	170,300	0.35%	1.01%	515,300	710,100	
BVH	138,200	1.25%	1.69%	1,071,000	1,468,100	GVR: In the revenue structure, revenue from rubber latex production and trading in the fourth quarter increased by 20.6% to VND 7,464 billion and accounted for 77% of total revenue. Revenue from the production and trading of rubber products decreased deeply from 893 billion VND to 267 billion VND. Real estate and infrastructure business also decreased while wood processing remained the same as the same period last year.
VJC	138,200	1.25%	1.69%	1,071,000	1,468,100	
FPT	111,100	-0.80%	-3.39%	9,806,600	8,959,300	
MWG	155,800	0.19%	-2.75%	7,406,000	5,811,200	
PNJ	115,000	-3.36%	-1.79%	4,929,300	6,018,000	
GVR	29,500	-3.28%	-18.06%	6,339,100	6,853,400	
SSI	36,050	0.00%	-9.88%	11,676,800	14,039,000	
HPG	43,800	1.04%	-0.90%	18,726,100	22,904,600	

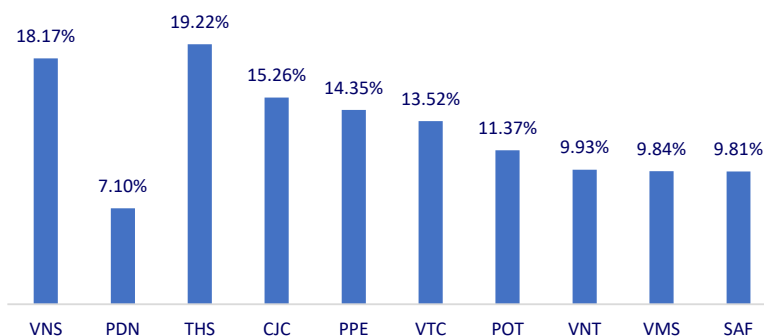
Top most traded tickers (Volume - in million)



Foreign net flow 10 nearest sessions (Billion VND)



Top increases in 3 consecutive sessions



Top decreases in 3 consecutive sessions

