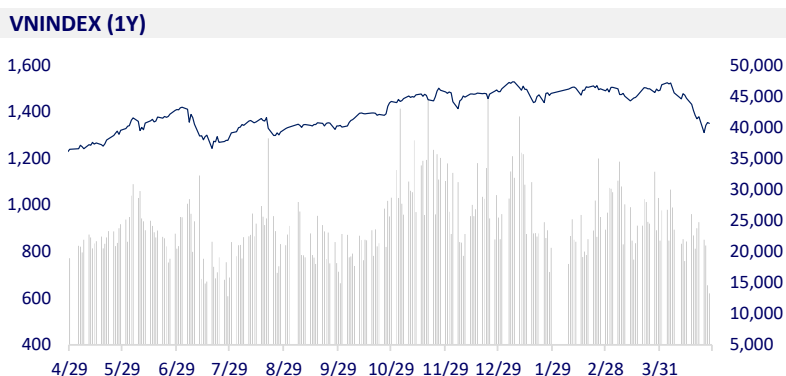
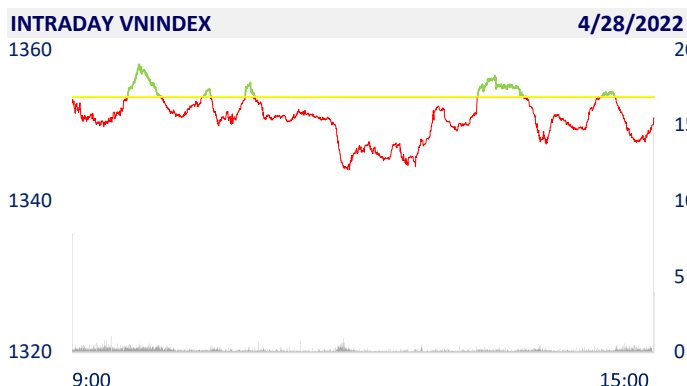
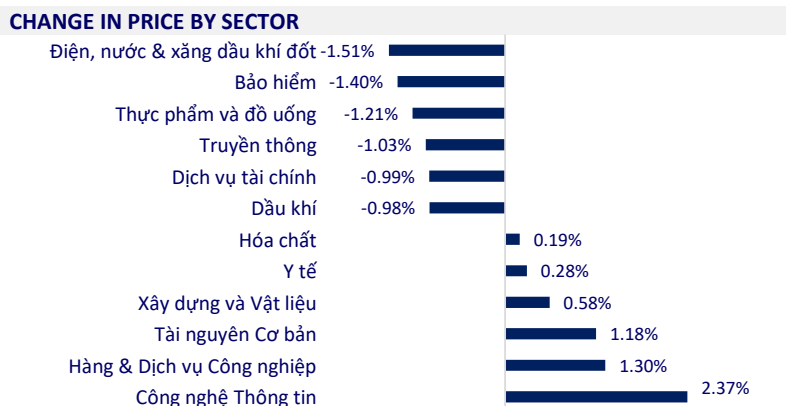


VIETNAM STOCK MARKET		1D	YTD
VN-INDEX	1,350.99	-0.21%	-9.83%
VN30	1,400.88	-0.08%	-8.78%
HNX	360.20	0.87%	-24.01%
UPCOM	102.69	1.30%	-8.87%
Net Foreign buy (B)	-309.22		
Total trading value (B)	16,043.78	-7.51%	-48.37%

Session 28/04: Market liquidity decreased compared to the previous session and remained at a low level. The total matched value reached 13,976 billion dong, down 5.9%, of which, the matched value on HoSE alone decreased by 5.5% to 12,261 billion dong. Foreign investors today net sold more than 309 billion dong on the whole market.



ETF & DERIVATIVES		1D	YTD
E1VFN30	23,890	-0.46%	-7.51%
FUEMAV30	16,310	-1.39%	-9.84%
FUESSV30	17,950	0.79%	-5.53%
FUESSV50	21,270	3.76%	-7.12%
FUESSVFL	20,010	0.05%	-10.99%
FUEVFN30	28,400	0.00%	1.25%
FUEVN100	18,680	0.38%	-13.04%
VN30F2212	1,392.00	-0.57%	
VN30F2209	1,391.00	-0.72%	
VN30F2206	1,394.70	-0.45%	
VN30F2205	1,392.00	-0.64%	



GLOBAL MARKET		1D	YTD
Nikkei	26,847.90	1.16%	-6.75%
Shanghai	2,975.48	0.58%	-18.25%
Kospi	2,667.49	1.08%	-10.42%
Hang Seng	20,276.17	1.08%	-13.34%
STI (Singapore)	3,335.09	0.43%	6.77%
SET (Thái Lan)	1,667.74	0.35%	0.61%
Crude oil (\$/barrel)	102.46	1.00%	33.93%
Gold (\$/ounce)	1,888.03	0.23%	3.69%

Asian stocks rallied on April 28, as investors watched the market reaction after Japan's latest monetary policy decision. The Shanghai Composite Index rose 0.58% to 2,975.48. In Hong Kong, the Hang Seng index rose 1.08% to 20,276.17 points.

VIETNAM ECONOMY		1D (bps)	YTD (bps)
Vnibor	1.40%	-3	59
Deposit interest 12M	5.60%	0	0
5 year-Gov. Bond	2.38%	2	137
10 year-Gov. Bond	3.00%	6	100
USD/VND	23,170	0	1.00%
EUR/VND	24,574	0	-7.16%
CNY/VND	3,542	0	-3.17%

According to the latest information from the Ministry of Planning and Investment, as of April 20, the total newly registered capital, adjusted and contributed capital to buy shares, buy capital contributions of foreign investors in the past 4 months reached more than USD10.8b. In which, realized capital of FDI was estimated at USD5.92b, up 7.6% over the same period in 2021.

EVENT CALENDER

Ticker	Ex-right Date	Last register Date	Exercise Date	Type	Rate	Value
SFI	4/28/2022	4/29/2022	5/10/2022	Cash		1,500
PVD	4/28/2022	4/29/2022		Stock	10:2	
TIP	4/28/2022	4/29/2022	5/20/2022	Cash		1,500
HGM	5/4/2022	5/5/2022	5/26/2022	Cash		3,000
TMC	5/5/2022	5/6/2022	5/20/2022	Cash		900
PSC	5/5/2022	5/6/2022	5/27/2022	Cash		800
DRL	5/6/2022	5/9/2022	5/18/2022	Cash		2,273
FMC	5/6/2022	5/9/2022	5/18/2022	Cash		2,273
VDT	5/11/2022	5/12/2022	5/25/2022	Cash		2,000

SELECTED NEWS

Vietnam attracted nearly 11 billion USD of FDI in the first 4 months of the year

Savings deposits increase when interest rates go up

The Government requires an early policy to support workers returning to work

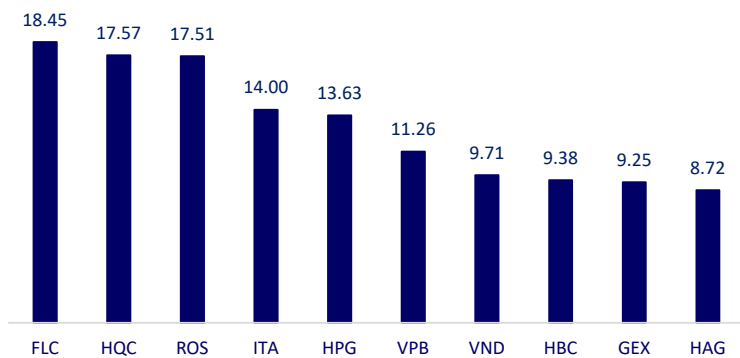
Global inflation continues to be high due to unresolved supply chain issues

China is trying to prevent a stock market downturn

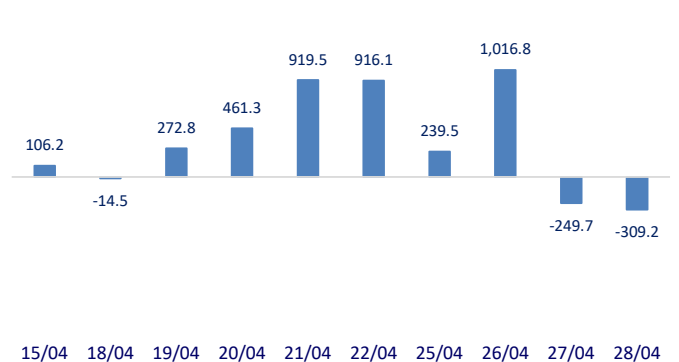
USD and Russian ruble hit 2-year high, British pound hit 21-month low, Bitcoin plunges

	Close	1D	5D	Buying vol.	Selling vol.	Content
VCB	81,500	0.00%	3.95%	1,234,900	1,255,900	MBB: In the first quarter of this year, the bank recorded a pre-tax profit of VND5,909 billion, up 29% over the same period in 2021. Many business segments of MB had high growth results. In which, Q1 net interest income reached VND8,385 billion, up 41% over the same period, mainly due to strong increase in loan interest income and interest income from debt securities investment. Profit from service activities of MB in Q1 increased 4.8% to 1,117 billion dong. Currently, revenue from insurance services makes the largest contribution to MB's service revenue.
BID	36,700	-1.34%	-4.68%	1,576,600	2,066,900	
CTG	28,200	-0.35%	-2.76%	4,507,400	4,827,300	
TCB	42,300	1.68%	-2.98%	8,649,900	7,915,400	
VPB	36,500	1.53%	2.82%	21,553,900	23,736,200	
MBB	29,450	-0.84%	-1.83%	10,329,000	12,557,600	
HDB	25,200	0.80%	1.20%	4,346,900	5,001,500	
TPB	33,600	-3.45%	-3.45%	3,276,600	3,097,700	
STB	27,700	-1.77%	0.18%	10,328,300	16,469,200	
ACB	31,000	0.32%	-1.59%	3,483,800	2,565,700	
NVL	81,700	0.49%	2.00%	4,213,400	4,425,800	The report of the Ministry of Construction on the real estate market shows that, in Q1/2022, the average real estate transaction price of the whole market is always in an uptrend.
KDH	47,000	0.00%	-2.08%	780,100	938,000	
PDR	62,000	0.00%	-2.21%	2,507,900	2,697,600	
GAS	107,700	-2.97%	2.57%	465,400	890,600	Oil prices increased slightly on April 27 when concerns about supply shortages have not been improved. Brent oil futures rose \$0.33 to \$105.32 a barrel.
POW	12,800	-1.16%	-3.76%	12,357,200	22,844,000	
PLX	47,800	-1.04%	-4.97%	1,376,100	1,362,600	
VIC	77,900	-0.13%	0.52%	2,557,500	3,213,400	VRE: Q1/2022, VRE's profit after tax increased by 209.9% compared to Q4/2021, down by 51% QoQ. Investment property rental revenue reached VND 1,246 billion, up nearly 40% compared to Q4/2021.
VHM	64,500	-0.77%	0.78%	9,346,200	9,843,700	
VRE	29,850	-2.13%	-2.13%	5,338,300	6,015,400	
VNM	74,300	-0.93%	-0.93%	3,150,500	3,194,600	MSN: Q1/2022 consolidated net revenue reached VND 18,189 billion, down 8.9% compared to VND 19,977 billion in Q1/2021 due to the impact of the suspension of animal feed consolidation.
MSN	116,500	-2.10%	-5.28%	1,166,100	1,971,600	
SAB	165,000	-2.37%	-2.77%	124,700	376,900	
BVH	129,000	0.00%	-5.49%	539,800	539,000	MWG: The orientation of businesses with Bach Hoa Xanh this year is not to open new stores and only open stores that have been planned in advance and have signed space lease contracts. Mr. Nguyen Duc Tai, Chairman of the Board of Directors of MWG, admitted that the service quality at Bach Hoa Xanh is not as good as the other two chains of MWG, namely The Gioi Di Dong and Dien May Xanh.
VJC	129,000	0.00%	-5.49%	539,800	539,000	
FPT	105,500	2.43%	-5.80%	4,610,100	4,635,300	
MWG	145,000	-1.49%	-6.75%	2,297,800	2,661,100	
PNJ	106,200	-0.75%	-10.76%	818,200	1,373,800	
GVR	28,750	-1.20%	-5.74%	1,987,900	2,179,700	
SSI	33,500	-2.62%	-7.07%	9,455,300	12,287,200	
HPG	43,100	1.41%	-0.58%	30,582,000	24,913,000	

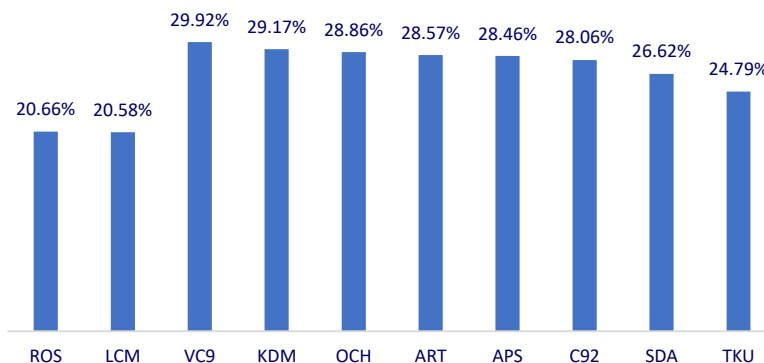
Top most traded tickers (Volume - in million)



Foreign net flow 10 nearest sessions (Billion VND)



Top increases in 3 consecutive sessions



Top decreases in 3 consecutive sessions

