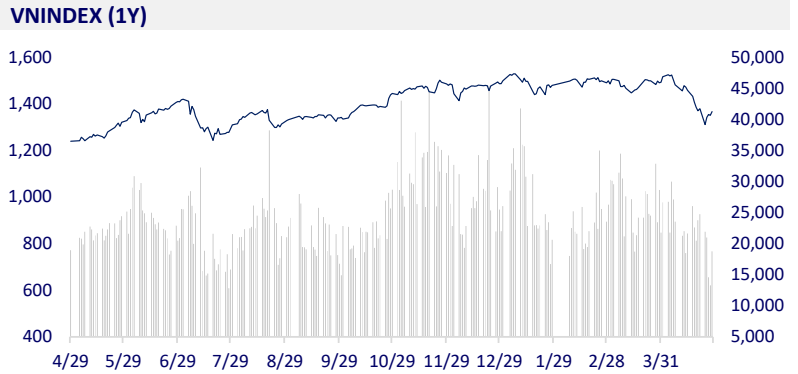
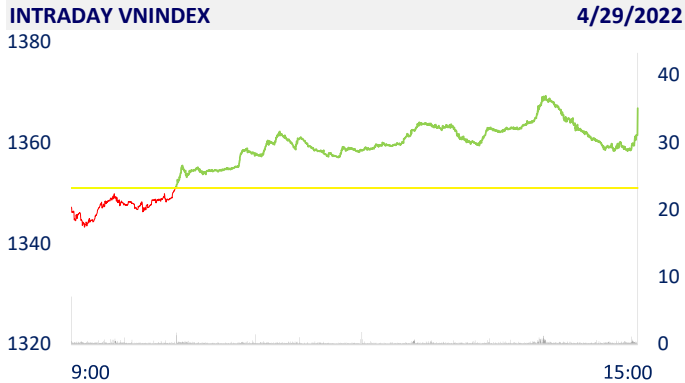
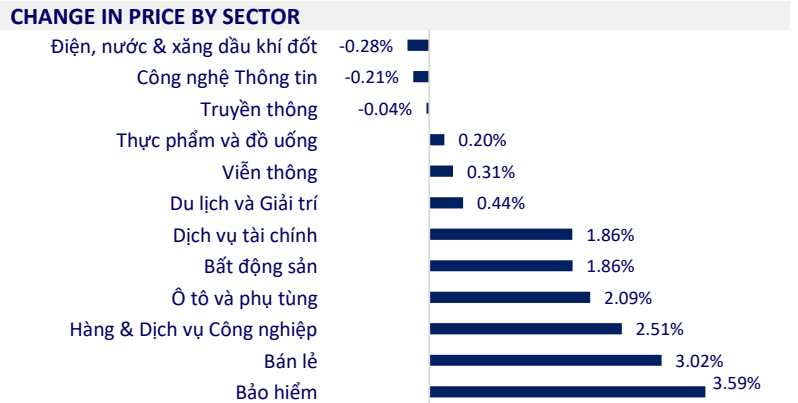


VIETNAM STOCK MARKET		1D	YTD
VN-INDEX	1,366.80	1.17%	-8.78%
VN30	1,417.31	1.17%	-7.71%
HNX	365.83	1.56%	-22.82%
UPCOM	104.31	1.58%	-7.43%
Net Foreign buy (B)	115.94		
Total trading value (B)	21,479.41	33.88%	-30.87%

Foreign investors net bought back more than 116 billion dong in the last session of April. NLG was the biggest net buying by foreign investors on HoSE with 158 billion dong. After that, VCB was also net bought 147 billion dong. Meanwhile, VHM was sold the most with 186 billion dong. GEX and VIC were both net sold over 40 billion dong.



ETF & DERIVATIVES		1D	YTD
E1VFN30	23,960	0.29%	-7.24%
FUEMAV30	16,650	2.08%	-7.96%
FUESSV30	18,780	5.45%	-1.16%
FUESSV50	21,400	0.61%	-6.55%
FUESSVFL	19,800	-1.05%	-11.92%
FUEVFVND	28,850	1.58%	2.85%
FUEVN100	18,640	-0.21%	-13.22%
VN30F2212	1,416.00	1.72%	
VN30F2209	1,404.70	0.98%	
VN30F2206	1,409.60	1.07%	
VN30F2205	1,409.00	1.22%	



GLOBAL MARKET		1D	YTD
Nikkei	26,847.90	0.00%	-6.75%
Shanghai	3,047.06	2.41%	-16.28%
Kospi	2,695.05	1.03%	-9.49%
Hang Seng	21,089.39	4.61%	-9.87%
STI (Singapore)	3,356.90	0.65%	7.47%
SET (Thái Lan)	1,667.44	-0.02%	0.59%
Crude oil (\$/barrel)	106.49	1.58%	39.20%
Gold (\$/ounce)	1,917.00	0.71%	5.28%

Asian stock markets all rallied in trading on April 29. Hong Kong's Hang Seng Index rose 4.61%, leading gains in the region's major stock markets. In China, the Shanghai Composite index gained 2.41%. South Korea's Kospi index gained 1.03%. The Japanese stock market is closed for a holiday today.

VIETNAM ECONOMY		1D (bps)	YTD (bps)
Vnibor	1.37%	-3	56
Deposit interest 12M	5.60%	0	0
5 year-Gov. Bond	2.34%	-4	133
10 year-Gov. Bond	2.97%	-3	97
USD/VND	23,178	0	1.04%
EUR/VND	24,692	0	-6.71%
CNY/VND	3,554	0	-2.84%

On average, in the first 4 months of 2022, CPI increased by 2.1% over the same period last year, higher than the increase of 0.89% in the first 4 months of 2021, but lower than the increase of the first 4 months of 2017-2020; core inflation increased by 0.97%. In the 0.18% increase of CPI in April 2022 compared to the previous month, there were 8 groups of goods and services with an increase in price index and 3 groups of goods with a decrease in price index.

EVENT CALENDER

Ticker	Ex-right Date	Last register Date	Exercise Date	Type	Rate	Value
DNN	4/29/2022	5/4/2022	5/16/2022	Cash		1,300
SDK	4/29/2022	5/4/2022	5/31/2022	Cash		3,000
UEM	5/4/2022	5/5/2022	5/19/2022	Cash		1,000
HGM	5/4/2022	5/5/2022	5/26/2022	Cash		3,000
TMC	5/5/2022	5/6/2022	5/20/2022	Cash		900
PSC	5/5/2022	5/6/2022	5/27/2022	Cash		800
DRL	5/6/2022	5/9/2022	5/18/2022	Cash		2,273
FMC	5/6/2022	5/9/2022	5/18/2022	Cash		2,273
VDT	5/11/2022	5/12/2022	5/25/2022	Cash		2,000

SELECTED NEWS

In the first four months of 2022, Vietnam has a trade deficit of 18 billion USD from China

CPI in the first 4 months of 2022 increased by 2.1% over the same period last year

For the first time, the number of newly established businesses reached 15,000

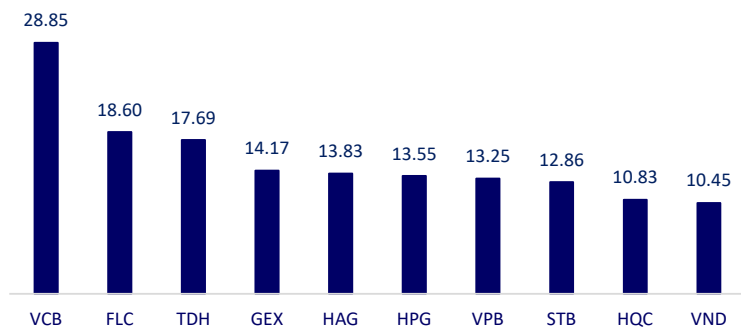
US GDP unexpectedly dropped by 1.4% in the first quarter of 2022

Gas distributors in Europe are preparing to open a ruble account

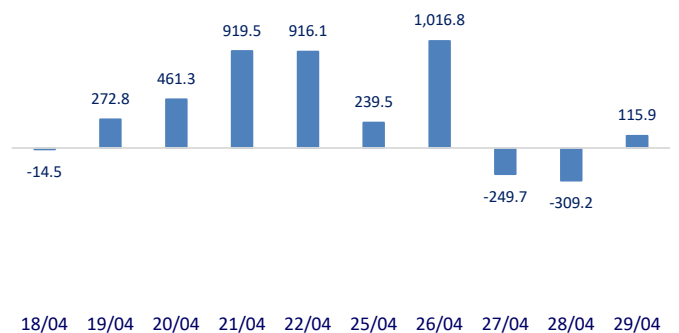
French economy in the first quarter did not grow

	Close	1D	5D	Buying vol.	Selling vol.	Content
VCB	80,900	-0.74%	-1.58%	2,227,400	2,504,900	CTG: consolidated pre-tax profit reached VND5,822 billion, down 28% compared to the same period last year. The main reason was that the bank's net interest income decreased by 5%, to nearly 10,146 billion dong, along with the provision for credit risk was 3.3 times higher than the same period, to nearly 4,427 billion dong. By the end of the first quarter, the bank's total assets reached VND 1,663 billion, an increase of nearly 9% compared to the beginning of 2022. Outstanding loans to customers increased by 8.7%, reaching more than VND 1,220 billion and customer deposits increased 4.4%, reaching more than 1,221 billion VND.
BID	37,250	1.50%	-3.25%	2,392,400	2,809,500	
CTG	27,750	-1.60%	-5.61%	9,519,100	9,938,400	
TCB	44,000	4.02%	-0.23%	14,401,900	14,254,400	
VPB	36,700	0.55%	-0.27%	24,009,900	28,442,900	
MBB	29,800	1.19%	-0.67%	15,227,000	13,430,900	
HDB	25,300	0.40%	0.60%	4,446,800	3,966,200	
TPB	33,600	0.00%	-4.55%	5,477,700	4,995,000	
STB	27,700	0.00%	-3.82%	16,891,100	19,619,200	
ACB	32,700	5.48%	1.24%	7,586,000	7,945,900	
NVL	82,000	0.37%	1.23%	4,342,200	5,560,900	PDR: The current total land bank is up to 5,804ha, which can meet development in the next 5-10 years. 2021 is the year PDR recorded a boom in land fund, 13 times higher than the previous year.
KDH	47,900	1.91%	-2.24%	2,817,100	4,953,300	
PDR	62,100	0.16%	-4.31%	2,505,500	2,628,600	
GAS	106,000	-1.58%	-5.61%	1,024,900	1,225,000	Ending Thursday's session, the Brent oil contract advanced 2.2% to 107.59 USD/barrel. WTI oil contract added 3.3% to 105.36 USD/barrel.
POW	13,150	2.73%	-1.50%	25,078,400	24,019,900	
PLX	48,000	0.42%	-4.19%	1,568,900	1,644,600	
VIC	80,000	2.70%	2.96%	3,335,000	3,457,800	VHM: Total consolidated net revenue reached VND8,923b, coming from the handover of real estate in three big projects Vinhomes Ocean Park, Vinhomes Smart City, Vinhomes Grand Park.
VHM	65,000	0.78%	0.46%	9,504,600	9,589,000	
VRE	30,900	3.52%	0.00%	6,856,600	6,143,900	
VNM	74,200	-0.13%	-2.24%	2,644,500	3,236,200	MSN: Masan Group aims to open 30,000 Mini Mall stores nationwide by 2025, including 10,000 offline points and 20,000 franchise points.
MSN	116,000	-0.43%	-5.92%	1,662,200	1,853,100	
SAB	162,100	-1.76%	-4.82%	319,300	421,500	
BVH	129,900	0.70%	-6.01%	777,200	665,400	GVR: just announced the first quarter consolidated financial statements with net profit increasing 29% to VND 1,055.1 billion. Net revenue was flat at 4,893.5 billion dong, of which rubber latex production and trading contributed 61.2%, equivalent to 2,995.4 billion dong. Cost of goods sold at 3,423.3 billion dong, unchanged from the same period last year. Gross profit increased by 5.3% to 1,470.2 billion dong. Gross profit margin increased from 28.8% to 30%.
VJC	129,900	0.70%	-6.01%	777,200	665,400	
FPT	105,000	-0.47%	-5.49%	8,257,500	6,411,600	
MWG	149,200	2.90%	-4.24%	3,284,100	3,291,900	
PNJ	108,000	1.69%	-6.09%	857,100	1,121,500	
GVR	28,850	0.35%	-2.20%	3,565,300	2,800,700	
SSI	33,550	0.15%	-6.93%	16,135,000	17,950,500	
HPG	43,300	0.46%	-1.14%	22,924,400	22,163,200	

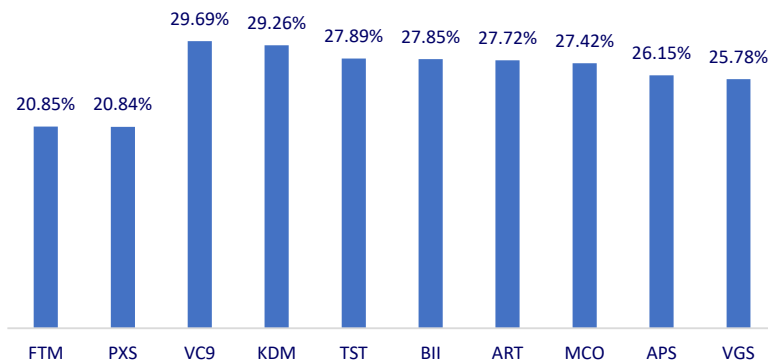
Top most traded tickers (Volume - in million)



Foreign net flow 10 nearest sessions (Billion VND)



Top increases in 3 consecutive sessions



Top decreases in 3 consecutive sessions

