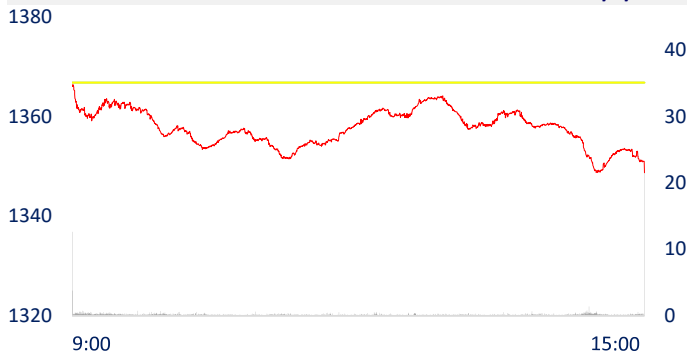
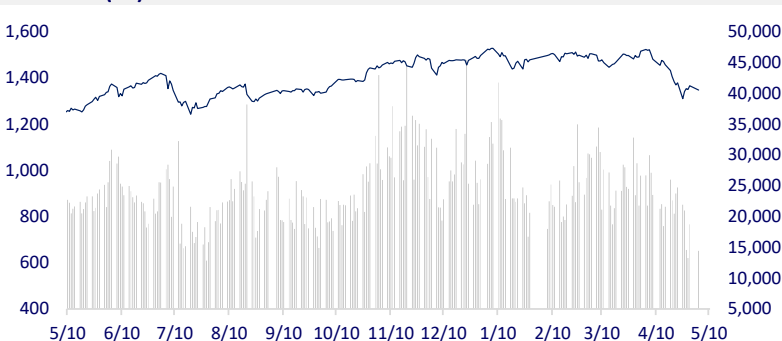
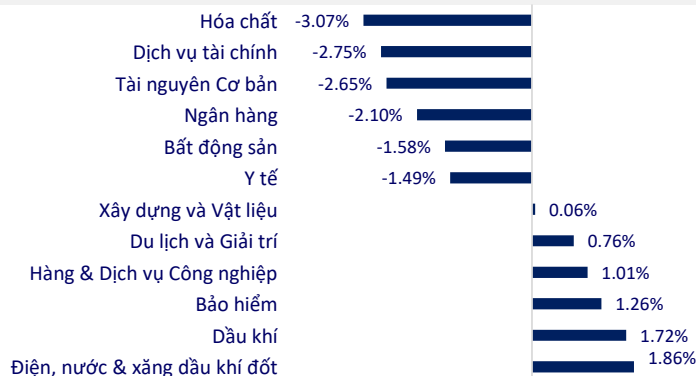


VIETNAM STOCK MARKET		1D	YTD
VN-INDEX	1,348.68	-1.33%	-9.98%
VN30	1,389.59	-1.96%	-9.51%
HNX	360.97	-1.33%	-23.84%
UPCOM	104.02	-0.28%	-7.69%
Net Foreign buy (B)	-278.32		
Total trading value (B)	16,839.57	-21.60%	-45.80%

Foreign investors net sold again 278 billion dong in session 4/5. Foreign investors net sold the most on KDH with 47 billion dong. After that, DGC and VHC were net sold at VND 30 billion and VND 22 billion, respectively. Meanwhile, NLG was bought the most with 46 billion dong. HPG and BCG were net bought 32 billion dong and 21 billion dong respectively.

INTRADAY VNINDEX 5/4/2022

VNINDEX (1Y)

ETF & DERIVATIVES 1D YTD

E1VFN30	23,500	-1.92%	-9.02%
FUEMAV30	16,330	-1.92%	-9.73%
FUESSV30	17,770	-0.22%	-6.47%
FUESSV50	20,500	-4.21%	-10.48%
FUESSVFL	20,500	3.54%	-8.81%
FUEVFN30	28,600	-0.87%	1.96%
FUEVN100	19,210	3.06%	-10.57%
VN30F2212	1,390.50	-1.80%	
VN30F2209	1,384.40	-1.45%	
VN30F2206	1,385.30	-1.72%	
VN30F2205	1,383.00	-1.85%	

CHANGE IN PRICE BY SECTOR

GLOBAL MARKET 1D YTD

Nikkei	26,818.53	0.00%	-6.85%
Shanghai	3,047.06	0.00%	-16.28%
Kospi	2,677.57	-0.65%	-10.08%
Hang Seng	20,869.52	-0.26%	-10.81%
STI (Singapore)	3,349.27	-0.23%	7.22%
SET (Thái Lan)	1,652.29	-0.91%	-0.32%
Crude oil (\$/barrel)	106.13	2.73%	38.73%
Gold (\$/ounce)	1,866.92	0.18%	2.53%

Asian stock markets fell, investors waited for the Fed's interest rate decision. Markets in Japan and mainland China were closed for a holiday. South Korea's Kospi index fell 0.65%. The Hang Seng Index fell 0.26%

VIETNAM ECONOMY 1D (bps) YTD (bps)

Vnibor	1.37%	0	56
Deposit interest 12M	5.60%	0	0
5 year-Gov. Bond	2.37%	3	136
10 year-Gov. Bond	2.98%	1	98
USD/VND	23,185	0	1.07%
EUR/VND	24,626	0	-6.96%
CNY/VND	3,545	0	-3.09%

In the first 4 months of the year, there were 5 groups of products with export value reaching over 1 billion USD, including coffee about 1.7 billion USD, rice about 1 billion USD, vegetables and fruits reaching 1.2 billion USD, shrimp 1, 3 billion USD, wood products reached nearly 5.5 billion USD.

EVENT CALENDER

Ticker	Ex-right Date	Last register Date	Exercise Date	Type	Rate	Value
GEE	5/4/2022	5/5/2022	5/20/2022	Cash		1,000
UEM	5/4/2022	5/5/2022	5/19/2022	Cash		1,000
HGM	5/4/2022	5/5/2022	5/26/2022	Cash		3,000
TMC	5/5/2022	5/6/2022	5/20/2022	Cash		900
PSC	5/5/2022	5/6/2022	5/27/2022	Cash		800
DRL	5/6/2022	5/9/2022	5/18/2022	Cash		2,273
VLA	5/6/2022	5/9/2022		Stock	100:85	
FMC	5/6/2022	5/9/2022	5/26/2022	Cash		2,000
VDT	5/11/2022	5/12/2022	5/25/2022	Cash		2,000

SELECTED NEWS

PMI in April reached nearly 52 points, production costs continued to increase rapidly

Many banks continue to increase deposit interest rates from May

Export of agricultural products skyrocketed, revealing a product group exceeding the USD 1 billion mark

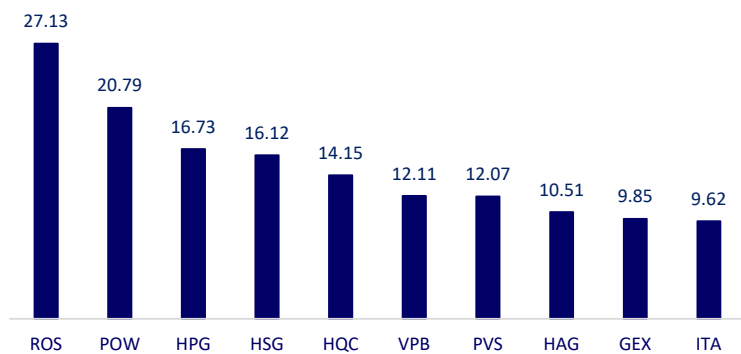
European Commission proposes to exclude 3 Russian banks from SWIFT

EU plans to find alternative sources from Africa to replace Russian gas imports

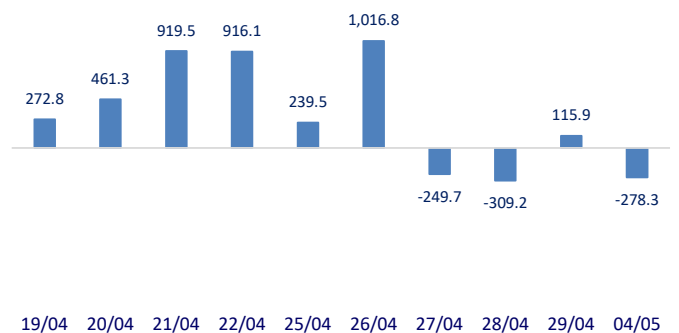
Yields on 10-year US Treasuries stay above 3%

	Close	1D	5D	Buying vol.	Selling vol.	Content
VCB	79,900	-1.24%	-1.96%	1,364,100	1,811,000	BID: Q1.2022 business results with net interest income increasing by 18.4% QoQ, reaching nearly VND12,826b. Profit from the foreign exchange business increased by more than 54%, with 584b dong, the investment securities business gained 1.6b dong, the same period last year lost nearly 331b dong. Net profit from the service segment decreased by more than 11%, bringing in 1,275b dong QoQ, the securities trading segment lost nearly 2b dong while in the same period last year, the bank reported a profit of more than 450b dong, the net profit from the trading segment Other business activities also decreased by more than 19%, earning 1,458b VND.
BID	37,250	0.00%	0.13%	2,474,300	2,822,900	
CTG	27,000	-2.70%	-4.59%	6,883,900	8,029,100	
TCB	42,000	-4.55%	0.96%	8,662,200	10,746,900	
VPB	35,800	-2.45%	-0.42%	16,792,600	23,862,300	
MBB	28,900	-3.02%	-2.69%	11,806,700	14,160,600	
HDB	24,800	-1.98%	-0.80%	3,750,100	4,214,200	
TPB	32,000	-4.76%	-8.05%	2,369,900	2,747,000	
STB	26,750	-3.43%	-5.14%	14,077,100	14,860,400	
ACB	31,750	-2.91%	2.75%	3,569,600	4,044,100	
NVL	80,500	-1.83%	-0.98%	3,876,700	4,579,000	NVL: consolidated financial results of the first quarter with more than 1,965 billion dong of total revenue and nearly 1,046 billion dong of profit after tax, up 49% over the same period.
KDH	46,500	-2.92%	-1.06%	691,500	778,600	
PDR	61,500	-0.97%	-0.81%	3,012,200	3,227,500	
GAS	108,000	1.89%	-2.70%	1,008,800	1,098,100	The Inter-Ministry of Industry said that the highest price of gasoline E5 RON 92 on May 4 was 27,460 VND per liter (an increase of 330 VND); RON 95 is 28,430 VND per liter (up 440 VND).
POW	14,050	6.84%	8.49%	40,506,600	26,876,200	
PLX	48,650	1.35%	0.72%	1,487,300	1,644,200	
VIC	79,700	-0.38%	2.18%	2,338,300	3,664,300	VIC: plans to offer to the international market USD1.5b worth of bonds with the option to receive VinFast shares. The Group will issue the first phase with a scale of USD525m right in May.
VHM	64,500	-0.77%	-0.77%	3,985,900	4,611,600	
VRE	29,950	-3.07%	-1.80%	3,779,300	4,722,300	
VNM	72,500	-2.29%	-3.33%	2,521,300	2,887,300	VNM: Q1.2022, consolidated net revenue maintained its upward momentum at 5.2% QoQ, reaching VND 13,878 billion and completing 21.3% of the year plan (VND 64,070 billion).
MSN	113,100	-2.50%	-4.96%	969,800	1,025,300	
SAB	163,500	0.86%	-3.25%	336,600	175,000	
BVH	130,300	0.31%	1.01%	656,100	601,400	HPG: consolidated financial statements of the first quarter with revenue increasing 41.3% to 44,058 billion dong. COGS increased more strongly so gross profit also increased by 23.5% to 10,108 billion dong. Gross profit margin decreased from 26.25% to 22.94%. Financial revenue decreased 14% to VND 769 billion, financial expenses increased 45% to VND 1,111 billion. Selling expenses increased by 39% and administrative expenses increased by 28%.
VJC	130,300	0.31%	1.01%	656,100	601,400	
FPT	104,500	-0.48%	1.46%	3,033,300	2,816,300	
MWG	149,500	0.20%	1.56%	2,072,600	1,979,800	
PNJ	108,300	0.28%	1.21%	761,200	1,079,600	
GVR	28,050	-2.77%	-3.61%	2,385,200	2,556,000	
SSI	32,000	-4.62%	-6.98%	11,323,700	11,993,700	
HPG	42,000	-3.00%	-1.18%	21,098,000	25,127,600	

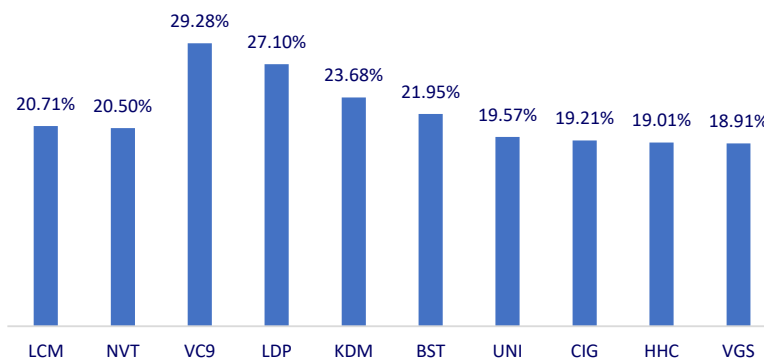
Top most traded tickers (Volume - in million)



Foreign net flow 10 nearest sessions (Billion VND)



Top increases in 3 consecutive sessions



Top decreases in 3 consecutive sessions

