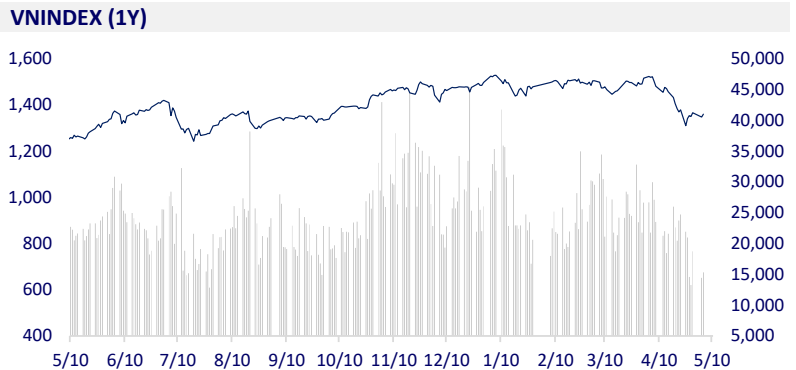
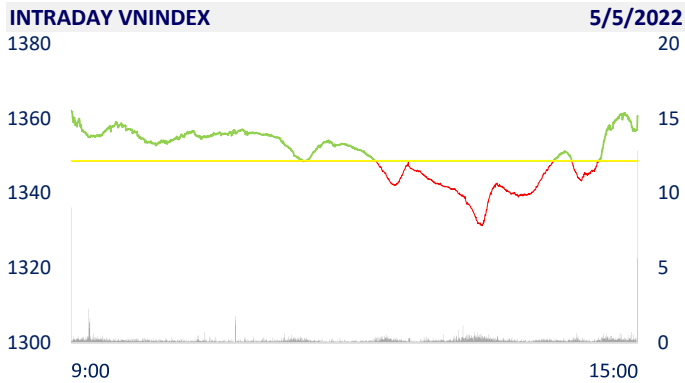
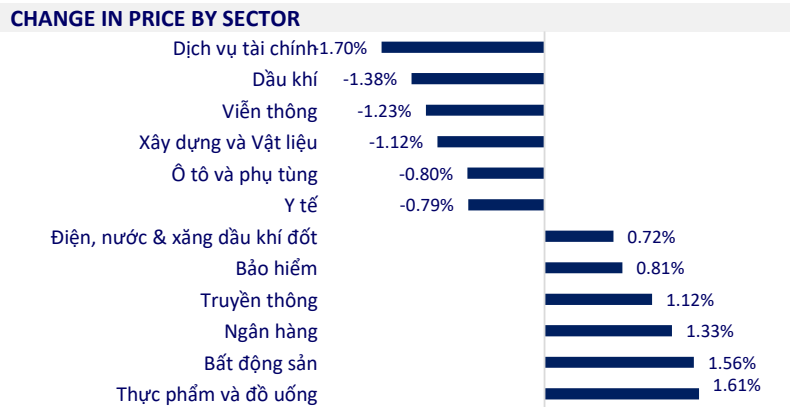


VIETNAM STOCK MARKET		1D	YTD
VN-INDEX	1,360.68	0.89%	-9.18%
VN30	1,404.88	1.10%	-8.52%
HNX	358.75	-0.62%	-24.31%
UPCOM	103.82	-0.19%	-7.86%
Net Foreign buy (B)	296.40		
Total trading value (B)	17,799.18	5.70%	-42.72%

Foreign investors net bought back nearly 300 billion dong in session 5/5. NLG topped the list of foreign investors' net buying on HoSE with 155 billion dong. VHM and CTG were net bought 82 billion dong and 70 billion dong respectively. Meanwhile, VNM was sold the most with 36 billion dong. BCM and DGW were net sold 32 billion dong and 21 billion dong respectively.



ETF & DERIVATIVES		1D	YTD
E1VFN30	23,550	0.21%	-8.83%
FUEMAV30	16,500	1.04%	-8.79%
FUESSV30	17,460	-1.97%	-8.11%
FUESSV50	21,750	6.10%	-5.02%
FUESSVFL	19,630	-4.24%	-12.68%
FUEVFN30	28,600	0.00%	1.96%
FUEVN100	19,150	-0.31%	-10.85%
VN30F2212	1,398.00	0.54%	
VN30F2209	1,399.50	1.09%	
VN30F2206	1,398.50	0.95%	
VN30F2205	1,402.50	1.41%	



GLOBAL MARKET		1D	YTD
Nikkei	26,818.53	0.00%	-6.85%
Shanghai	3,067.76	0.68%	-15.72%
Kospi	2,677.57	0.00%	-10.08%
Hang Seng	20,793.40	-1.48%	-11.13%
STI (Singapore)	3,343.57	-0.17%	7.04%
SET (Thái Lan)	1,643.30	-0.54%	-0.86%
Crude oil (\$/barrel)	107.90	-0.27%	41.05%
Gold (\$/ounce)	1,895.57	-0.33%	4.11%

Asian stock markets were mixed at the beginning of the session 5/5. Last night, the US Federal Reserve (Fed) officially raised interest rates with the highest increase in two decades. Hong Kong's Hang Seng Index fell 1.48%. Chinese stocks reopened for trading after the holiday. The Shanghai composite index rose 0.68%. Markets in Japan and South Korea are closed for a holiday.

VIETNAM ECONOMY		1D (bps)	YTD (bps)
Vnibor	1.56%	19	75
Deposit interest 12M	5.60%	0	0
5 year-Gov. Bond	2.41%	4	140
10 year-Gov. Bond	3.03%	5	103
USD/VND	23,170	0	1.00%
EUR/VND	24,772	0	-6.41%
CNY/VND	3,538	0	-3.28%

Among 27 banks on the stock exchange, 17 banks have submitted plans to increase capital, with an additional amount of about \$2.8 billion. The size of the bank's capital increased by about 20%, 30% and the highest 65%.

**EVENT CALENDER**

Ticker	Ex-right Date	Last register Date	Exercise Date	Type	Rate	Value
TMC	5/5/2022	5/6/2022	5/20/2022	Cash		900
PSC	5/5/2022	5/6/2022	5/27/2022	Cash		800
DRL	5/6/2022	5/9/2022	5/18/2022	Cash		2,273
VLA	5/6/2022	5/9/2022		Stock	100:85	
FMC	5/9/2022	5/10/2022	5/26/2022	Cash		2,000
BAX	5/9/2022	5/10/2022	8/11/2022	Cash		5,000
TET	5/9/2022	5/10/2022	5/24/2022	Cash		300
DHA	5/9/2022	5/10/2022	5/24/2022	Cash		2,000
VDT	5/11/2022	5/12/2022	5/25/2022	Cash		2,000

## SELECTED NEWS

Vietnam accounts for 15% of the total online shopping market in ASEAN

The banking system will increase capital by nearly \$2.8 billion this year

More than 84,000 billion VND invested in 3 key highway projects

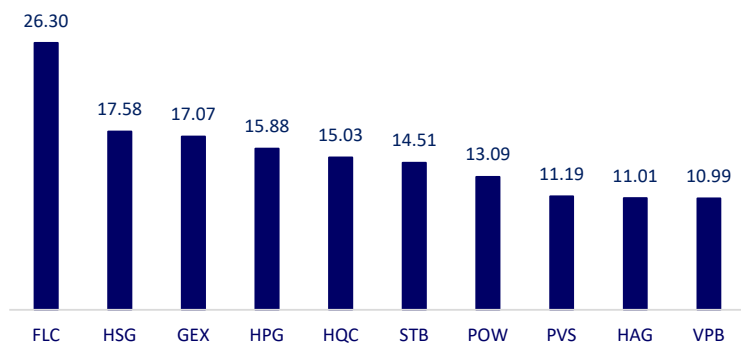
EU targets Russia's global oil trade with shipping sanctions

Iceland has biggest interest rate hike since 2008

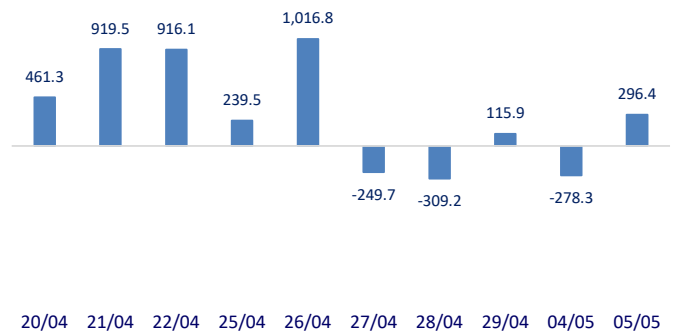
US trade deficit hits record high

	Close	1D	5D	Buying vol.	Selling vol.	Content
VCB	81,000	1.38%	-0.61%	1,535,200	1,922,600	STB: recorded a decrease in net interest income of nearly 9% QoQ, to VND 2,739 billion. The bank said that net interest income decreased due to an increase in outstanding loans, but lower lending rates QoQ and increased allocation of outstanding interest, so lending interest income decreased. Meanwhile, net profit from service activities increased by more than 83%, to VND 1,535 billion, profit from foreign exchange business also recorded an increase of nearly 44% to VND 298 billion. Other activities reported a sudden profit of more than 9 times over the same period, from 58 billion to 545 billion dong.
BID	38,200	2.55%	4.09%	2,968,700	2,838,100	
CTG	27,900	3.33%	-1.06%	7,677,700	6,926,400	
TCB	42,600	1.43%	0.71%	9,658,500	9,537,500	
VPB	35,550	-0.70%	-2.60%	16,701,700	20,780,700	
MBB	29,000	0.35%	-1.53%	11,282,200	11,372,300	
HDB	25,150	1.41%	-0.20%	3,475,200	3,578,500	
TPB	34,200	6.88%	1.79%	11,482,600	9,990,800	
STB	26,900	0.56%	-2.89%	19,653,200	20,460,700	
ACB	31,700	-0.16%	2.26%	4,674,600	5,018,700	
NVL	81,200	0.87%	-0.61%	3,397,400	3,962,000	NVL: Q1/2022 profit increased by 49% from handover of projects: NovaWorld Phan Thiet, NovaHills Mui Ne, NovaWorld Ho Tram, Soho Residence, Victoria Village, Aqua City and Saigon Royal.
KDH	46,100	-0.86%	-1.91%	1,219,900	1,260,200	
PDR	61,500	0.00%	-0.81%	2,874,300	3,103,600	
GAS	109,400	1.30%	1.58%	669,700	1,071,400	POW: Q1/2022, PV Power earned VND803.5 billion in profit after tax, up 41.9% over the same period and exceeding 8.1% of the set profit target.
POW	14,150	0.71%	10.55%	26,766,600	28,609,700	
PLX	47,600	-2.16%	-0.42%	2,437,300	2,700,300	
VIC	80,000	0.38%	2.70%	3,028,000	4,105,200	VIC: VinFast sold a total of more than 6.7 thousand cars in the first quarter, of which VinFast Fadil continued to be the most popular model in March.
VHM	68,800	6.67%	6.67%	10,769,200	11,148,100	
VRE	30,300	1.17%	1.51%	3,855,200	4,618,300	
VNM	72,100	-0.55%	-2.96%	2,857,200	2,870,400	VNM: Q1/2022, the domestic market recorded a net revenue of VND11,658b, up 4.3% over the same period. In which, domestic revenue of the parent company reached VND 10,234 billion, up 4%.
MSN	119,000	5.22%	2.15%	1,324,000	1,495,300	
SAB	169,400	3.61%	2.67%	251,000	354,000	
BVH	130,800	0.38%	1.40%	565,400	561,400	MWG: At the end of Q1/2022, MWG recorded an amount of cash and cash equivalents of about VND 3,259 billion, including 508 billion in cash and more than 2,650 billion in bank deposits (a strong increase of 35% compared to the beginning year 2022). With the above balance, the Company earned nearly VND 211 billion in deposit interest in the first quarter of 2022. In addition, MWG is also recording more than 190 billion dong of loan interest and deposit interest in short-term receivables.
VJC	130,800	0.38%	1.40%	565,400	561,400	
FPT	104,700	0.19%	-0.76%	3,688,500	3,665,000	
MWG	149,400	-0.07%	3.03%	1,950,400	2,277,300	
PNJ	110,000	1.57%	3.58%	970,900	1,241,400	
GVR	28,200	0.53%	-1.91%	2,631,600	2,482,400	
SSI	31,000	-3.13%	-7.46%	17,537,100	18,805,000	
HPG	42,050	0.12%	-2.44%	20,978,500	22,315,600	

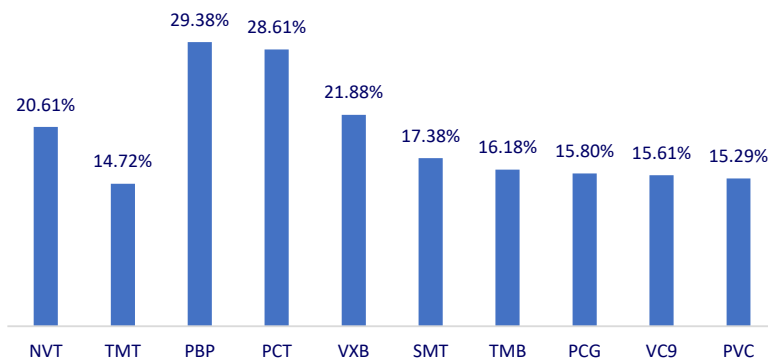
Top most traded tickers (Volume - in million)



Foreign net flow 10 nearest sessions (Billion VND)



Top increases in 3 consecutive sessions



Top decreases in 3 consecutive sessions

