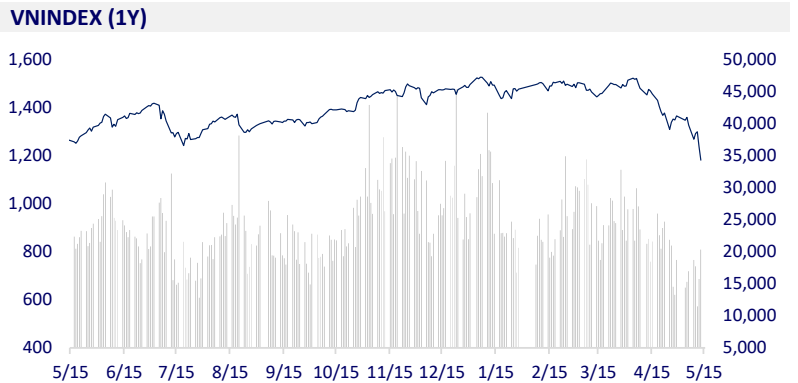
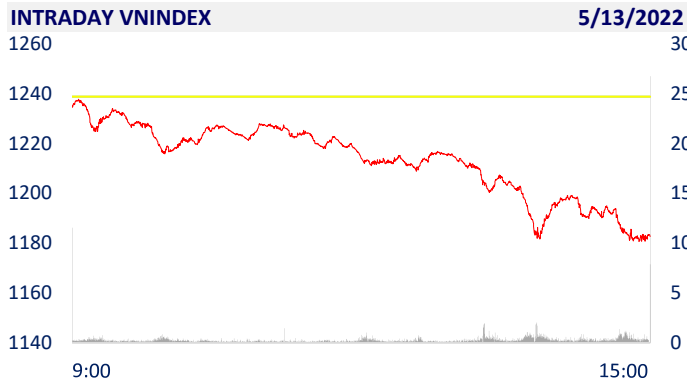
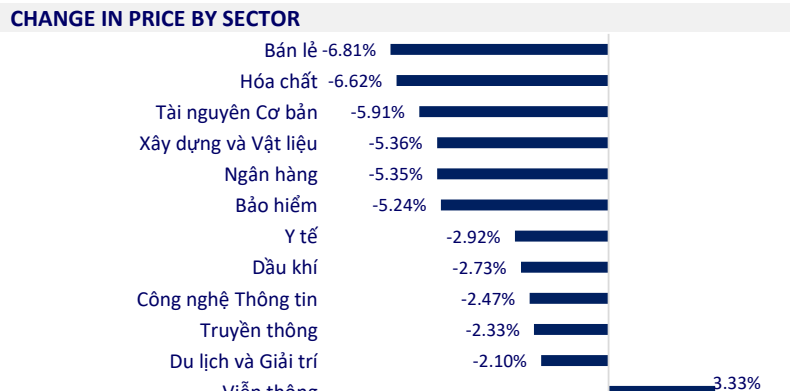


VIETNAM STOCK MARKET		1D	YTD
VN-INDEX	1,182.77	-4.53%	-21.06%
VN30	1,223.76	-4.38%	-20.31%
HNX	302.39	-4.16%	-36.20%
UPCOM	93.61	-2.93%	-16.92%
Net Foreign buy (B)	584.21		
Total trading value (B)	23,319.40	29.62%	-24.95%

A series of stocks continued to be sold off, VN-Index lost the milestone of 1,200 points. Market liquidity improved significantly to 23,400 billion dong, of which the matching value on HoSE reached nearly 18,600 billion dong. After exactly 3 weeks, the trading value of the whole market has returned to over 1 billion USD since April 25.



ETF & DERIVATIVES		1D	YTD
E1VFN30	21,500	0.14%	-16.76%
FUEMAV30	14,380	-4.13%	-20.51%
FUESSV30	16,850	-5.39%	-11.32%
FUESSV50	17,500	-4.37%	-23.58%
FUESSVFL	17,670	-7.00%	-21.40%
FUEVFN30	25,490	-2.34%	-9.13%
FUEVN100	18,200	1.96%	-15.27%
VN30F2212	1,231.00	-3.07%	
VN30F2209	1,226.00	-3.09%	
VN30F2206	1,226.00	-3.84%	
VN30F2205	1,225.00	-3.54%	



GLOBAL MARKET		1D	YTD
Nikkei	26,427.65	0.32%	-8.21%
Shanghai	3,084.28	0.96%	-15.26%
Kospi	2,604.24	2.12%	-12.54%
Hang Seng	19,898.77	1.14%	-14.95%
STI (Singapore)	3,191.16	0.82%	2.16%
SET (Thái Lan)	1,584.38	-0.01%	-4.42%
Crude oil (\$/barrel)	107.77	0.22%	40.88%
Gold (\$/ounce)	1,817.60	-0.29%	-0.18%

Asian stocks rallied. The Nikkei 225 in Japan rose 0.32% to 26,427.65 points. In Hong Kong, the Hang Seng index rose 1.14% to 19,898.77 points. The Shanghai Composite Index rose 0.96% to 3,084.28. Korea's Kospi rose 2.12% to 2,604.24 points.

VIETNAM ECONOMY		1D (bps)	YTD (bps)
Vnibor	2.00%	0	119
Deposit interest 12M	5.60%	0	0
5 year-Gov. Bond	2.56%	5	155
10 year-Gov. Bond	3.12%	-1	112
USD/VND	23,236	0	1.29%
EUR/VND	24,687	0	-6.73%
CNY/VND	3,470	0	-5.14%

According to statistics of the General Department of Customs, in April, Vietnam exported 78,330 tons of rubber, worth 141.4 million USD, down 30.3% in volume and down 30.2% in value compared to March. However, compared to the same period last year, exports of this item increased by 26.3% in volume and 28.3% in value. Accumulated in the first 4 months of the year, the turnover reached 857 million USD with 485,220 tons, up 3.7% in volume and 9.3% in value over the same period last year.

EVENT CALENDER

Ticker	Ex-right Date	Last register Date	Exercise Date	Type	Rate	Value
NAV	5/13/2022	5/16/2022	5/31/2022	Cash		1,200
PMS	5/13/2022	5/16/2022	5/25/2022	Cash		2,400
VIB	5/13/2022	5/16/2022		Stock	100:35	
SEB	5/13/2022	5/16/2022	5/26/2022	Cash		1,500
SCS	5/16/2022	5/17/2022	5/27/2022	Cash		2,000
GDT	5/16/2022	5/17/2022	5/26/2022	Cash		1,000
MDG	5/17/2022	5/18/2022	6/20/2022	Cash		700
REE	5/17/2022	5/18/2022		Stock	100:15	
VGC	5/17/2022	5/18/2022	6/9/2022	Cash		1,500

SELECTED NEWS

The US is interested in Vietnam's energy development orientation

Singapore becomes the second largest investor in Vietnam with a total registered capital of more than 67.5 billion USD

Rubber exports in April decreased by more than 30% in both volume and value

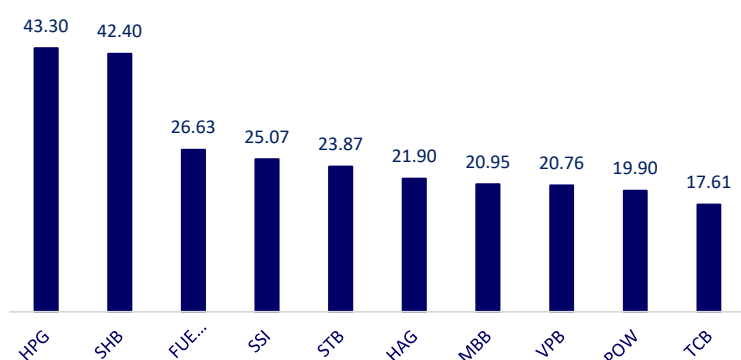
In the next 5 years, the EU will spend 195 billion euros to get rid of its dependence on Russian energy

China publishes higher-than-expected April inflation data

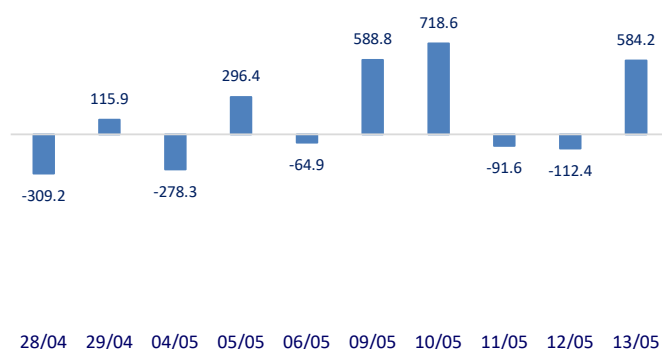
Southeast Asia faces the risk of social unrest if food inflation soars

	Close	1D	5D	Buying vol.	Selling vol.	Content
VCB	73,000	-5.19%	-8.06%	2,237,300	3,392,800	HDB: On May 11, IFC and HDBank signed a memorandum of understanding, strategic cooperation, promoting support for SMEs to access finance and participate in the global supply chain, including high-tech agriculture. In 2021, IFC disbursed a long-term loan of 70m USD to support HDBank in financing the renewable energy sector. IFC has also invested USD 95m in international convertible bonds issued by HDBank with the aim of creating a source to support HDBank to increase lending to micro, SMEs. Currently, the total disbursement value of cooperation between IFC and HDBank has reached more than 200m USD.
BID	31,800	-5.36%	-14.05%	3,767,900	3,837,400	
CTG	23,900	-4.40%	-11.48%	12,178,800	12,258,600	
TCB	33,800	-6.89%	-18.55%	17,663,300	22,578,400	
VPB	29,000	-6.75%	-15.08%	30,567,700	30,644,200	
MBB	24,100	-6.04%	-13.93%	24,069,200	25,117,200	
HDB	22,200	-3.27%	-7.69%	6,369,800	9,113,800	
TPB	30,000	-5.06%	-10.71%	4,501,700	6,211,000	
STB	20,450	-6.83%	-19.80%	28,802,600	51,253,100	
ACB	27,500	-6.78%	-11.29%	8,898,200	10,110,400	
NVL	75,000	-0.40%	-7.18%	4,954,900	6,363,200	KDH: During the review in May 2022, MSCI decided to add 6 Vietnamese stocks such as DIG, DGC, KDH, DPM, SSI and VND to the MSCI Frontier Market Index basket.
KDH	39,300	-6.98%	-14.75%	1,755,000	2,828,200	
PDR	53,600	-5.96%	-12.13%	2,918,900	3,371,000	
GAS	100,000	-5.30%	-8.93%	1,325,900	1,497,900	In the first quarter of 2022, the total amount deducted from the Price Stabilization Fund is 601,780 billion VND, the total use of the Price Stabilization Fund is 1,671,421 billion VND.
POW	11,450	-6.91%	-17.63%	29,611,000	33,525,200	
PLX	37,350	-3.24%	-18.45%	4,111,700	3,236,900	
VIC	78,000	-1.27%	-2.26%	4,185,800	6,054,400	VRE: Fund group RWC Partners is no longer a major shareholder in VRE from May 6, after member funds sold nearly 4 million units.
VHM	68,000	-1.31%	-1.02%	9,275,100	10,303,400	
VRE	25,300	-5.95%	-14.53%	9,482,100	10,660,700	
VNM	66,100	-0.60%	-5.84%	6,407,300	6,519,600	MSN: Masan launches Joins Pro professional laundry chain: Store capacity up to 3 tons/day, future integration with WinMart+, Phuc Long...
MSN	96,900	-6.92%	-17.18%	2,404,100	2,802,700	
SAB	162,700	-1.33%	-2.87%	538,900	575,700	
BVH	125,900	0.88%	-1.64%	954,100	886,700	FPT: Dragon Capital became a major shareholder on May 10 when holding 5.1% of charter capital with 45.9 million shares after 4 member funds bought a total of 698,600 shares.
VJC	125,900	0.88%	-1.64%	954,100	886,700	
FPT	93,600	-2.09%	-6.59%	6,667,000	6,702,500	
MWG	125,100	-6.92%	-14.67%	3,507,700	3,654,400	
PNJ	97,500	-3.56%	-8.45%	1,503,900	1,703,400	
GVR	21,300	-6.99%	-20.52%	3,181,700	4,522,600	
SSI	25,800	0.00%	-10.57%	49,607,200	37,273,500	
HPG	35,900	-6.14%	-14.11%	58,531,900	61,000,100	

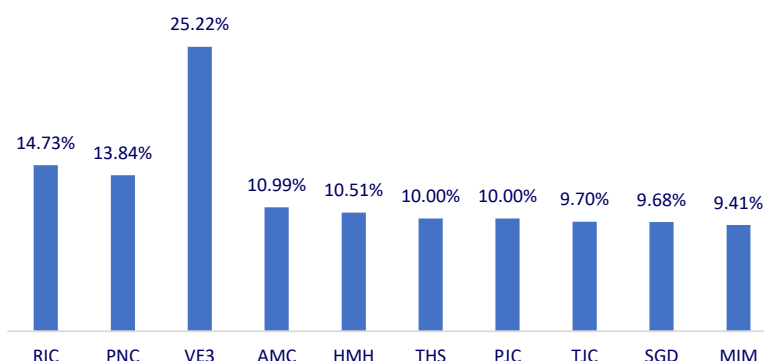
Top most traded tickers (Volume - in million)



Foreign net flow 10 nearest sessions (Billion VND)



Top increases in 3 consecutive sessions



Top decreases in 3 consecutive sessions

