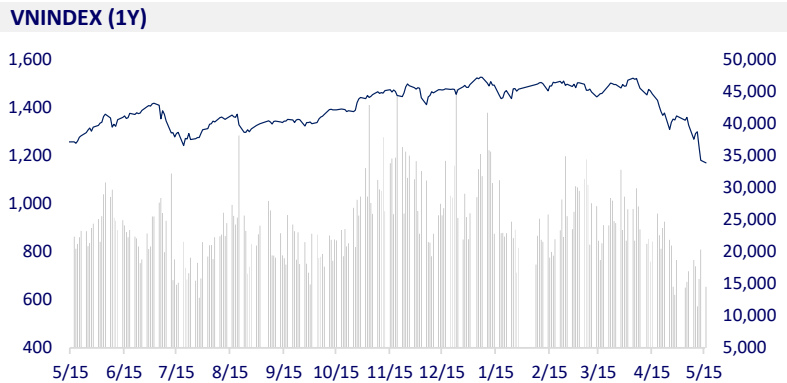
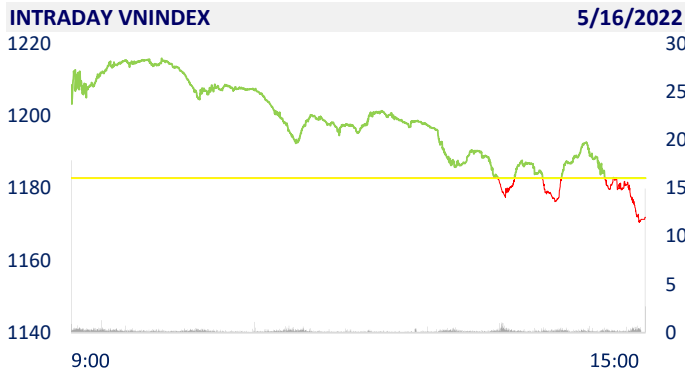
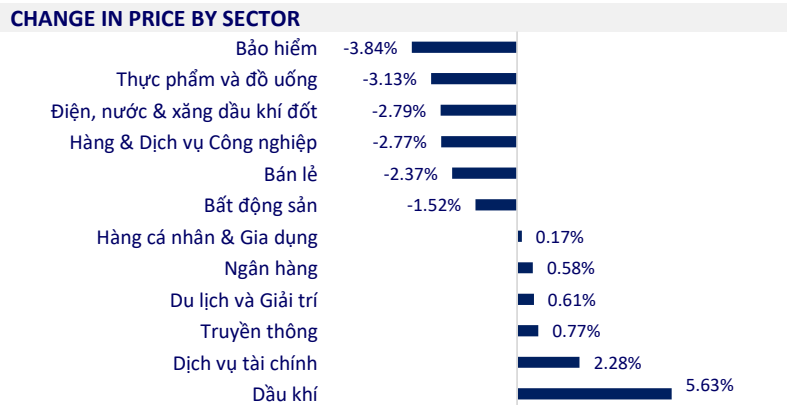


VIETNAM STOCK MARKET		1D	YTD
VN-INDEX	1,171.95	-0.91%	-21.78%
VN30	1,215.08	-0.71%	-20.88%
HNX	307.05	1.54%	-35.22%
UPCOM	93.20	-0.44%	-17.29%
Net Foreign buy (B)	224.76		
Total trading value (B)	16,750.38	-28.34%	-46.09%

Selling pressure increased strongly, VN-Index dropped by nearly 11 points. Market liquidity dropped sharply compared to the previous session. The total matched value reached 15,548 billion dong, down 26%, of which, the matched value on HoSE alone decreased by 25% to 13,754 billion dong. Foreign investors net bought 224 billion dong.



ETF & DERIVATIVES		1D	YTD
E1VFN30	20,700	-3.72%	-19.86%
FUEMAV30	14,240	-0.97%	-21.28%
FUESSV30	15,680	-11.96%	-17.47%
FUESSV50	17,000	-2.86%	-25.76%
FUESSVFL	16,450	-6.90%	-26.82%
FUEVFVND	24,500	-3.88%	-12.66%
FUEVN100	17,410	-4.34%	-18.95%
VN30F2212	1,221.00	-0.81%	
VN30F2209	1,220.00	-0.49%	
VN30F2206	1,219.40	-0.54%	
VN30F2205	1,212.00	-1.06%	



GLOBAL MARKET		1D	YTD
Nikkei	26,547.05	-0.67%	-7.80%
Shanghai	3,073.75	-0.34%	-15.55%
Kospi	2,596.58	-0.29%	-12.80%
Hang Seng	19,950.21	-0.67%	-14.73%
STI (Singapore)	3,191.16	0.00%	2.16%
SET (Thái Lan)	1,584.38	0.00%	-4.42%
Crude oil (\$/barrel)	108.00	-0.03%	41.18%
Gold (\$/ounce)	1,802.20	-0.66%	-1.02%

Asian stocks fell, China economic data disappointing. In China, the Shanghai Composite Index fell 0.34% to 3,073.75. In Hong Kong, the Hang Seng index continuously struggled in the first session of the week. This index gained at the beginning of the session but suddenly dropped after China released not-so-positive economic information. At the close, the index dropped, 0.67%, to 19,950.21 points.

VIETNAM ECONOMY		1D (bps)	YTD (bps)
Vnibor	2.05%	5	124
Deposit interest 12M	5.60%	0	0
5 year-Gov. Bond	2.58%	2	157
10 year-Gov. Bond	3.12%	0	112
USD/VND	23,315	0	1.63%
EUR/VND	23,315	0	-11.91%
CNY/VND	3,471	0	-5.11%

The central coastal region is expected to be prioritized to attract concentrated steel enterprises, followed by the Red River Delta. The use of technology in investment and steel production activities in the coming time must be new, energy-saving and high-yield technology and equipment.

**EVENT CALENDER**

Ticker	Ex-right Date	Last register Date	Exercise Date	Type	Rate	Value
SC5	5/16/2022	5/17/2022	5/27/2022	Cash		2,000
GDT	5/16/2022	5/17/2022	5/26/2022	Cash		1,000
MDG	5/17/2022	5/18/2022	6/20/2022	Cash		700
REE	5/17/2022	5/18/2022		Stock	100:15	
VGC	5/17/2022	5/18/2022	6/9/2022	Cash		1,500
NTP	5/18/2022	5/19/2022	5/31/2022	Cash		1,000
TJC	5/18/2022	5/19/2022	5/31/2022	Cash		1,000
PPP	5/18/2022	5/19/2022	6/20/2022	Cash		200
BED	5/19/2022	5/20/2022	5/31/2022	Cash		1,800

## SELECTED NEWS

Priority is given to concentrated development of the steel industry in the Central Coast region

Many large global financial funds are ready to participate in the energy transition in Vietnam

14 million Vietnamese have passports for Covid-19 vaccine

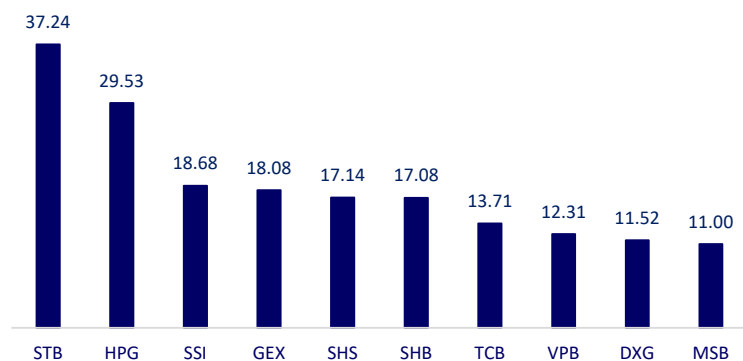
China: Many economic indicators drop due to the impact of zero Covid

IEA: Renewable energy will hit a new record in 2022

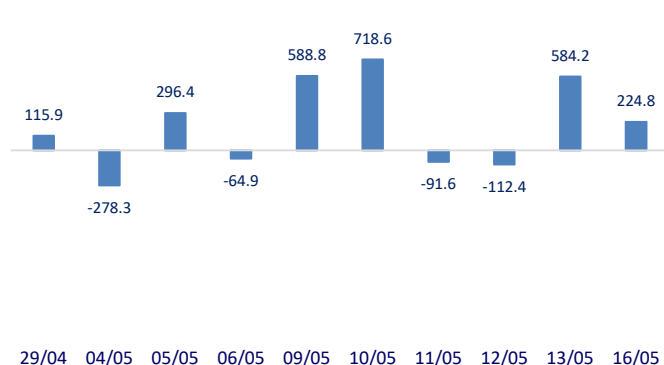
US, Europe race to improve food supply chains after India bans wheat exports

	Close	1D	5D	Buying vol.	Selling vol.	Content
VCB	74,200	1.64%	-4.75%	2,877,800	2,346,000	VPB: In terms of bad debt/loan balance, 11/26 banks reported a decrease compared to the beginning of the year. VPBank (VPB) remained at the top of the table with the ratio of bad debt to consolidated loan balance increasing from 4.57% at the beginning of the year to 4.83%. On the parent bank only, the ratio of bad debt to outstanding loans also increased from 2.01% at the beginning of the year to 2.27%.
BID	32,200	1.26%	-6.53%	2,356,500	1,930,100	
CTG	24,550	2.72%	-2.39%	8,497,300	8,102,000	
TCB	32,600	-3.55%	-15.54%	16,611,300	18,813,600	
VPB	29,000	0.00%	-8.81%	17,695,500	19,733,900	
MBB	24,600	2.07%	-6.11%	11,750,300	11,142,700	
HDB	22,500	1.35%	-2.17%	5,340,800	3,899,100	
TPB	31,000	3.33%	-1.90%	3,206,000	5,468,000	
STB	19,050	-6.85%	-19.79%	54,633,100	54,890,900	
ACB	27,600	0.36%	-9.80%	8,346,400	8,193,800	
NVL	75,000	0.00%	-4.46%	3,123,800	3,209,200	KDH: From April 13 to May 12, the Vietnam Market Access Stock Investment Fund bought and matched 115,000 KDH shares, raising the holding rate to 0.18%, equivalent to 1.13 million shares.
KDH	39,300	0.00%	-8.39%	1,310,700	1,607,200	
PDR	54,600	1.87%	-7.93%	2,559,100	2,508,700	
GAS	95,000	-5.00%	-9.44%	1,566,800	1,625,300	GAS: PV Gas and AES Corporation received the investment certificate and business registration of the Son My LNG terminal project
POW	11,600	1.31%	-10.42%	18,480,500	16,062,200	
PLX	39,100	4.69%	-8.22%	3,204,600	2,020,400	
VIC	77,000	-1.28%	-2.65%	2,910,600	4,194,800	VIC: Accumulated from August 23, 2018 to December 31, 2021, Vingroup allocated 7,180 billion VND for Belt 2. The project has a total investment of 9,459 billion VND, started in April 2018.
VHM	65,800	-3.24%	-3.24%	6,877,100	10,143,300	
VRE	26,250	3.75%	-6.91%	7,893,100	6,043,600	
VNM	65,800	-0.45%	-6.00%	3,196,200	3,620,700	MSN: Masan currently has a great brand advantage when there are 12 product brands that are ranked No. 1 in different consumer goods industries.
MSN	90,200	-6.91%	-21.50%	1,555,900	1,727,500	
SAB	157,800	-3.01%	-1.44%	177,000	239,700	
BVH	126,000	0.08%	1.61%	755,700	813,500	VJC: MOVI company in cooperation with Vietjet has officially launched an expanded version of the product "Fly first - Pay later" applicable to all customers. This program is developed with the aim of helping customers who want to fly can experience this activity without paying in advance.
VJC	126,000	0.08%	1.61%	755,700	813,500	
FPT	93,200	-0.43%	-0.85%	2,795,700	3,452,000	
MWG	123,000	-1.68%	-9.82%	2,019,000	2,395,900	
PNJ	98,000	0.51%	-1.11%	775,100	543,400	
GVR	21,850	2.58%	-12.42%	4,443,200	2,955,200	
SSI	27,300	5.81%	1.68%	34,024,400	21,231,900	
HPG	36,300	1.11%	-9.14%	39,928,900	46,858,200	

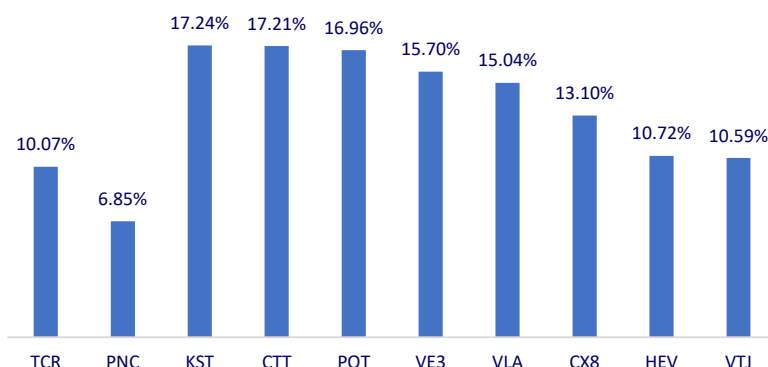
Top most traded tickers (Volume - in million)



Foreign net flow 10 nearest sessions (Billion VND)



Top increases in 3 consecutive sessions



Top decreases in 3 consecutive sessions

