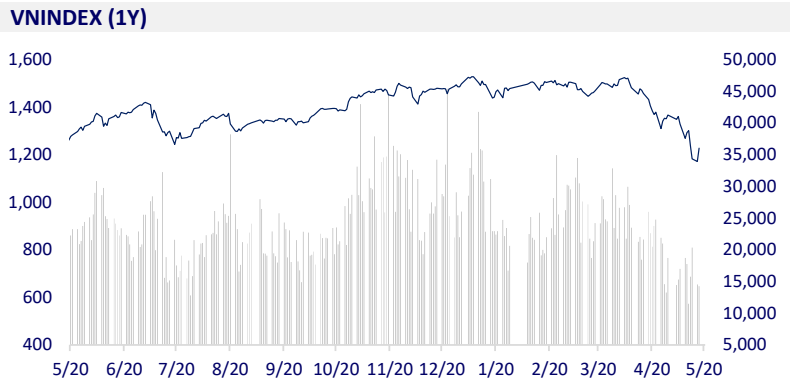
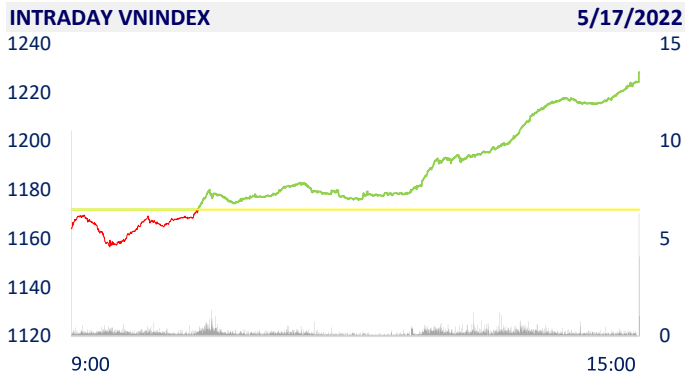
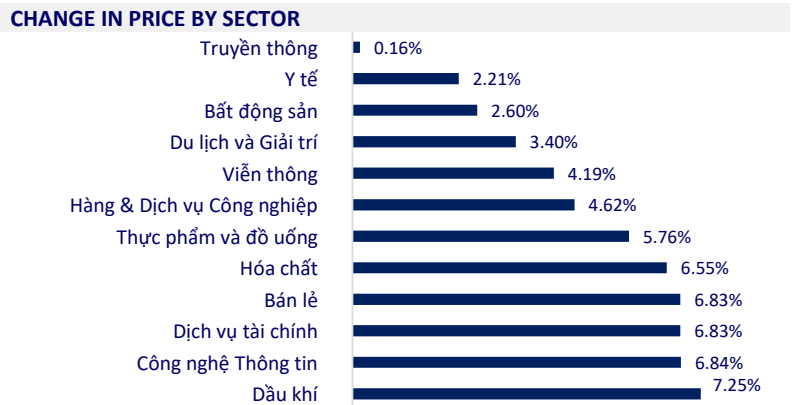


VIETNAM STOCK MARKET		1D	YTD
VN-INDEX	1,228.37	4.81%	-18.01%
VN30	1,279.55	5.31%	-16.68%
HNX	315.44	2.73%	-33.45%
UPCOM	95.89	2.89%	-14.90%
Net Foreign buy (B)	-45.35		
Total trading value (B)	16,748.35	-0.01%	-46.10%

More than 200 stocks hit the ceiling, VN-Index increased to more than 56 points. Market liquidity decreased slightly compared to yesterday. The total matched value reached 15,146 billion dong, down 2.6%, of which, the matched value on HoSE alone decreased slightly by 4.7% and reached 13,100 billion dong. Foreign investors net sold again about 45 billion dong on HoSE.



ETF & DERIVATIVES		1D	YTD
E1VFN30	21,790	5.27%	-15.64%
FUEMAV30	14,940	4.92%	-17.41%
FUESSV30	15,840	-11.06%	-16.63%
FUESSV50	17,000	0.00%	-25.76%
FUESSVFL	16,510	0.36%	-26.56%
FUEVFVND	26,000	6.12%	-7.31%
FUEVN100	17,160	-1.44%	-20.11%
VN30F2212	1,278.00	4.67%	
VN30F2209	1,275.50	4.55%	
VN30F2206	1,281.80	5.12%	
VN30F2205	1,280.90	5.68%	



GLOBAL MARKET		1D	YTD
Nikkei	26,659.75	0.04%	-7.40%
Shanghai	3,093.70	0.65%	-15.00%
Kospi	2,620.44	0.92%	-12.00%
Hang Seng	20,602.52	1.61%	-11.95%
STI (Singapore)	3,201.89	0.34%	2.50%
SET (Thái Lan)	1,614.49	1.90%	-2.60%
Crude oil (\$/barrel)	112.40	0.23%	46.93%
Gold (\$/ounce)	1,828.00	0.19%	0.40%

Asian stocks gained, Australia considered continuing to raise interest rates. The Hang Sheng Index rose 1.61%. China's stock market with the Shanghai Composite Index fell 0.65%. Japan's Nikkei 225 index rose 0.04%. The Kospi (South Korea) index rose 0.92%.

VIETNAM ECONOMY		1D (bps)	YTD (bps)
Vnibor	2.05%	0	124
Deposit interest 12M	5.60%	0	0
5 year-Gov. Bond	2.58%	0	157
10 year-Gov. Bond	3.12%	0	112
USD/VND	23,345	0	1.77%
EUR/VND	24,668	0	-6.80%
CNY/VND	3,495	0	-4.46%

A report from the Ministry of Finance said that state budget revenue in April reached 160,200b VND. Accumulated in 4M, budget revenue is estimated at 645,300b VND, 4(5.7% of the estimate, up 13.3% over the same period in 2021). In which, domestic revenue in 4M of the year is estimated at 520,300b VND (44.2% of the estimate); revenue from crude oil investment reached nearly 24,100b VND (85.4% of the estimate)

EVENT CALENDER

Ticker	Ex-right Date	Last register Date	Exercise Date	Type	Rate	Value
MDG	5/17/2022	5/18/2022	6/20/2022	Cash		700
REE	5/17/2022	5/18/2022		Stock	100:15	
VGC	5/17/2022	5/18/2022	6/9/2022	Cash		1,500
NTP	5/18/2022	5/19/2022	5/31/2022	Cash		1,000
TJC	5/18/2022	5/19/2022	5/31/2022	Cash		1,000
PPP	5/19/2022	5/20/2022	6/20/2022	Cash		200
BED	5/19/2022	5/20/2022	5/31/2022	Cash		1,800
SCS	5/19/2022	5/20/2022	6/8/2022	Cash		3,000
CAN	5/20/2022	5/23/2022	6/7/2022	Cash		2,500

SELECTED NEWS

Vietnam - An attractive destination for FDI inflows

In the first 5 months of the year, the whole country disbursed public investment more than 22% of the year plan

In the first 4 months of the year, the state budget has a bumper of more than 175,000 billion VND

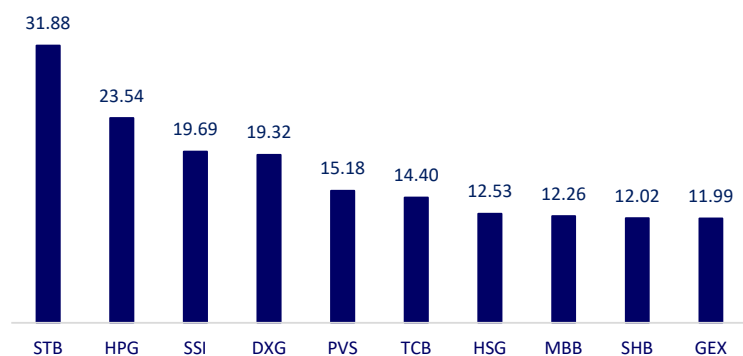
Europe sharply lowers its growth forecast this year

The rate of ruble against euro soared to 5-year high

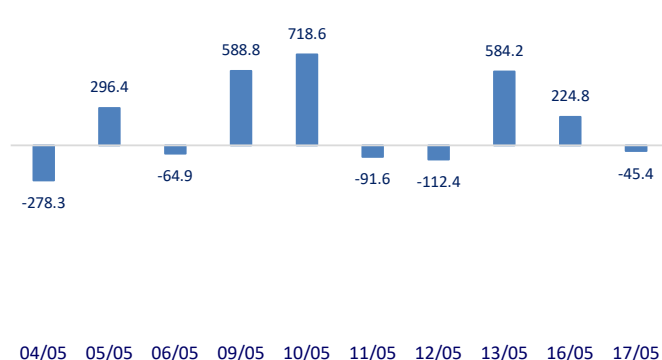
World gold slightly increased as US bond yields fell

	Close	1D	5D	Buying vol.	Selling vol.	Content
VCB	76,000	2.43%	-5.00%	3,399,700	2,911,700	In fact, except for the group of state-owned joint stock commercial banks that have not yet recorded an adjustment, the deposit interest rate has increased by about 30-50 basis points compared to the end of 2021 in most commercial banks to attract idle cash flow in the context of strong credit growth in the first 4 months
BID	34,450	6.99%	-3.77%	2,692,000	1,509,500	
CTG	26,250	6.92%	4.17%	9,953,300	7,107,600	
TCB	34,850	6.90%	-9.95%	22,473,300	11,986,300	
VPB	31,000	6.90%	-6.91%	20,457,500	13,807,700	NVL: On May 11, Novagroup increased its ownership in NVL from 520.5 million shares (ratio 26.7%) to 627.2 million shares (ratio 32.2%).
MBB	26,300	6.91%	-2.77%	16,551,600	10,371,000	
HDB	24,000	6.67%	-0.21%	5,447,500	4,001,300	
TPB	33,000	6.45%	-0.90%	5,492,300	5,452,600	
STB	20,350	6.82%	-14.85%	69,414,200	40,115,700	Oil prices could plunge to \$65/barrel if the EU fails to ban Russian oil. The main reason is that this ban requires the unanimous support of all 27 member countries.
ACB	29,250	5.98%	-5.03%	5,630,800	4,222,800	
NVL	78,300	4.40%	-0.89%	3,783,400	3,883,500	
KDH	41,700	6.11%	-3.92%	1,975,700	1,707,800	
PDR	57,000	4.40%	-7.92%	3,532,500	3,138,800	VIC: The Prime Minister reminded VinFast when doing business in the US, it is very important to respect the law and culture, especially the US business culture.
GAS	100,900	6.21%	-6.57%	1,503,900	810,400	
POW	12,400	6.90%	-6.77%	25,988,600	14,551,600	
PLX	41,800	6.91%	-2.11%	2,787,000	2,230,400	
VIC	78,000	1.30%	-2.99%	2,878,800	3,467,100	MSN: Masan Group plans to issue 7 million ESOP shares, equivalent to 0.5% of total shares, priced at 10,000 VND, 89% lower than MSN's stock price at the close of May 16.
VHM	66,900	1.67%	-4.29%	7,237,100	7,407,600	
VRE	27,400	4.38%	-2.49%	6,300,400	5,476,100	
VNM	70,000	6.38%	-0.85%	3,872,400	3,791,100	
MSN	96,500	6.98%	-16.88%	3,043,300	1,920,200	FPT: Dragon Capital fund group has just sold 1.25 million FPT shares, bringing the ownership of Dragon Capital member funds at FPT to 44,856,805 shares, equivalent to 4,9067% and is no longer a major shareholder of FPT.
SAB	165,500	4.88%	0.36%	325,200	342,800	
BVH	128,000	1.59%	-0.85%	794,200	796,100	
VJC	128,000	1.59%	-0.85%	794,200	796,100	
FPT	99,700	6.97%	1.32%	3,843,200	3,125,000	
MWG	131,600	6.99%	-6.07%	2,143,700	1,442,700	
PNJ	103,100	5.20%	0.10%	1,138,400	717,600	
GVR	23,350	6.86%	-5.66%	4,496,100	3,228,300	
SSI	29,150	6.78%	4.48%	39,457,200	31,405,400	
HPG	38,200	5.23%	-7.06%	36,205,700	30,688,000	

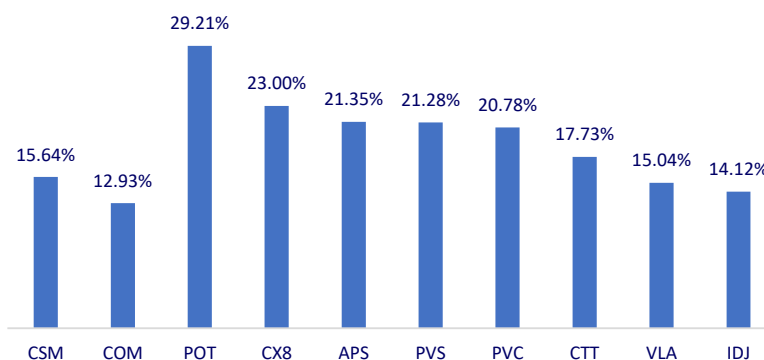
Top most traded tickers (Volume - in million)



Foreign net flow 10 nearest sessions (Billion VND)



Top increases in 3 consecutive sessions



Top decreases in 3 consecutive sessions

