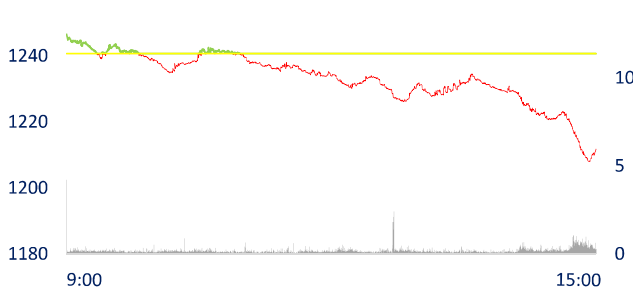
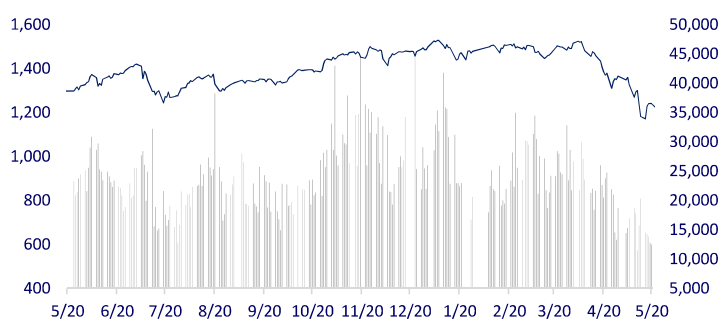
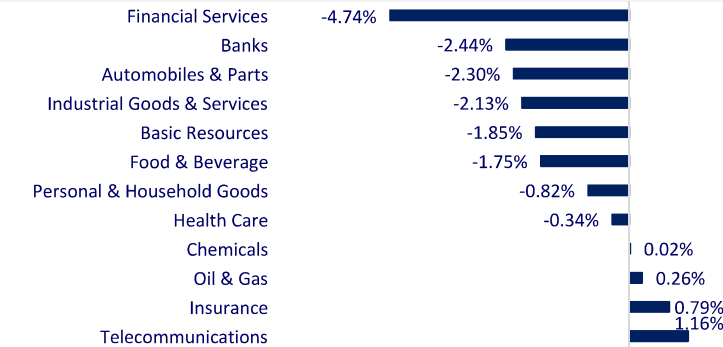


VIETNAM STOCK MARKET		1D	YTD
VN-INDEX	1,218.81	-1.77%	-18.65%
VN30	1,255.35	-2.12%	-18.26%
HNX	300.66	-2.07%	-36.57%
UPCOM	93.63	-0.51%	-16.91%
Net Foreign buy (B)	-440.24		
Total trading value (B)	15,890.61	6.46%	-48.86%

At the end of the session on May 23, VN-Index dropped 21.9 points (1.77%) to 1,218.81 points, the total trading value today reached nearly 17,200 billion dong, equivalent to a volume of 746.7 million units. Foreign investors' trade today is still a minus point when they net sold nearly 440 billion on HOSE

INTRADAY VNINDEX 5/23/2022

VNINDEX (1Y)

ETF & DERIVATIVES

		1D	YTD
E1VFN30	21,400	-1.29%	-17.15%
FUEMAV30	14,690	-2.13%	-18.79%
FUESSV30	15,700	-11.85%	-17.37%
FUESSV50	17,850	-5.80%	-22.05%
FUESSVFL	16,800	-3.84%	-25.27%
FUEVFNVD	25,400	-2.79%	-9.45%
FUEVN100	16,070	-4.85%	-25.19%
VN30F2212	1,244.90	-1.45%	
VN30F2209	1,240.00	-2.67%	
VN30F2206	1,253.10	-1.86%	
VN30F2205	1,283.00	0.00%	

CHANGE IN PRICE BY SECTOR

GLOBAL MARKET

		1D	YTD
Nikkei	27,001.52	0.98%	-6.22%
Shanghai	3,146.86	0.01%	-13.54%
Kospi	2,647.38	0.31%	-11.09%
Hang Seng	20,470.06	-1.19%	-12.51%
STI (Singapore)	3,213.65	-0.83%	2.88%
SET (Thái Lan)	1,635.28	0.76%	-1.35%
Crude oil (\$/barrel)	111.62	1.65%	45.91%
Gold (\$/ounce)	1,863.10	0.98%	2.32%

Asia-Pacific stock markets mixed in the first session of the week in the context of investors still carrying many worries. In Japan, the Nikkei 225 index gained 0.94%, while the Topix index gained 0.85%. In mainland China, the Shanghai Composite Index fell 0.33%. The Shenzhen Component fell 0.67%. The Hang Seng Index (Hong Kong) fell 1.36%. The Hang Seng Tech Hang Seng Tech Index fell 2.25%.

VIETNAM ECONOMY

		1D (bps)	YTD (bps)
Vnibor	1.75%	0	94
Deposit interest 12M	5.60%	0	0
5 year-Gov. Bond	2.50%	0	149
10 year-Gov. Bond	3.09%	7	109
USD/VND	23,319	0	1.65%
EUR/VND	25,487	0	-3.71%
CNY/VND	3,555	0	-2.82%

According to the General Department of Customs, in the first 4 months of 2022, the whole country exported 627,932 tons of fertilizers of all kinds, worth US\$412.62 million, up 32.7% in volume, up 174.8% in value. Export fertilizer price reached 657 million USD, up 107% over the same period last year. Thanks to high fertilizer prices, the export value of 4 months is almost equal to last year's exports

EVENT CALENDER

Ticker	Ex-right Date	Last register Date	Exercise Date	Type	Rate	Value
VFG	5/23/2022	5/24/2022	6/14/2022	Cash		1,500
D2D	5/23/2022	5/24/2022	6/2/2022	Cash		3,500
NFC	5/24/2022	5/25/2022	6/8/2022	Cash		800
TIX	5/24/2022	5/25/2022	6/27/2022	Cash		1,250
VCG	5/24/2022	5/25/2022	6/24/2022	Cash		1,200
TPC	5/24/2022	5/25/2022	6/27/2022	Cash		700
KHP	5/24/2022	5/25/2022		Stock	1000:25	
TNP	5/24/2022	5/25/2022	6/17/2022	Cash		1,700
BMI	5/30/2022	5/31/2022	6/30/2022	Cash		1,500

SELECTED NEWS

The Prime Minister has started plans to accelerate disbursement of public investment capital in 2022

Fertilizer exports in 4 months increased to a record, bringing in nearly 413 million USD

Import of computers and electronic products increased by nearly 7 billion USD

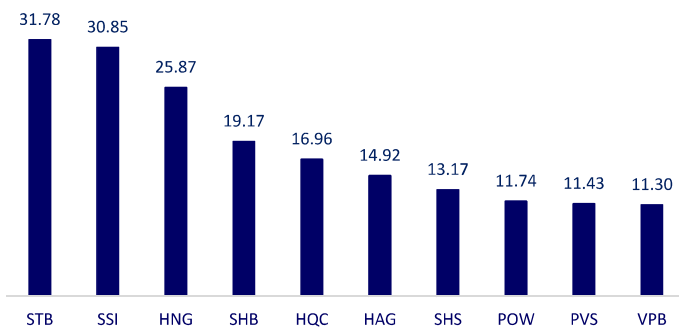
The EU is facing the risk of oil and gas shortages

Japan's inflation index stopped at 2.5%.

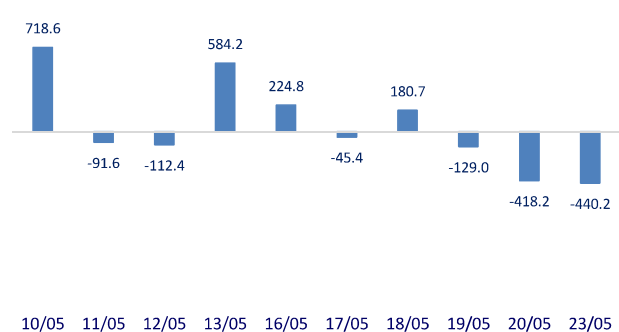
UN warns global wheat stocks have fallen to lowest levels since 2008

	Close	1D	5D	Buying vol.	Selling vol.	Content
VCB	74,400	-1.20%	0.27%	853,800	1,311,200	The move to increase interest rates in the last half year has helped deposits to banks grow positively in the first months of 2022. According to statistics, in the first quarter of 2022, only 7 banks recorded a decline while 21 banks recorded a decline. Banks with positive growth. The banks with the highest deposit growth are VPBank (13.4%), HDBank (9.9%), TPBank (9.3%), SCB (9.1%), Sacombank (7.1%), VIB (5.9%),...
BID	33,350	-3.33%	3.57%	2,047,600	1,846,100	
CTG	25,000	-3.47%	1.83%	7,969,100	7,401,600	
TCB	34,850	-2.38%	6.90%	8,274,600	8,794,100	
VPB	29,300	-4.25%	1.03%	17,521,800	17,796,200	
MBB	26,300	-2.59%	6.91%	9,989,200	10,510,600	
HDB	24,200	-0.62%	7.56%	2,990,400	4,708,800	
TPB	30,000	-4.46%	-3.23%	3,300,900	4,653,400	
STB	20,350	-5.79%	6.82%	47,732,300	46,301,100	
ACB	28,450	-2.07%	3.08%	2,337,200	2,468,100	
NVL	76,400	-1.80%	1.87%	2,758,700	2,584,300	PDR: AGM approved business plan with revenue of 10,700 billion dong, profit after tax of 2,908 billion dong, PDR completed 5.8% of profit target and 9.6% of profit target for the whole year.
KDH	40,900	-1.21%	4.07%	663,000	1,075,700	
PDR	53,000	-1.49%	-2.93%	2,289,700	2,562,100	
GAS	103,500	-0.96%	8.95%	762,800	1,076,300	PLX: PLX submitted a plan to pay a cash dividend at the rate of 12%, equivalent to a payment of VND 1,524.7 billion.
POW	12,750	-0.39%	9.91%	35,155,200	29,544,700	
PLX	40,250	-0.62%	2.94%	1,712,600	1,832,500	
VIC	77,400	-0.51%	0.52%	3,863,000	4,885,500	VIC: Vingroup guarantees payment obligations for VND 2,000 billion of bonds issued by VinFast
VHM	66,700	-0.15%	1.37%	4,286,600	5,838,000	
VRE	27,350	0.00%	4.19%	3,288,500	4,801,900	
VNM	66,300	-2.64%	0.76%	3,037,500	3,664,900	MSN: A member company of Masan Group has just opened the first Joins Pro laundry shop in Ho Chi Minh City. This marks the group's ambition to enter a new field.
MSN	104,500	-3.06%	15.85%	1,173,800	1,175,700	
SAB	154,100	-1.53%	-2.34%	206,500	263,000	
BVH	125,000	-0.24%	-0.79%	814,800	843,400	PNJ: In 4 months, PNJ recorded net revenue of 12,912 billion dong and profit after tax of 866 billion dong; increased 42.9% and 44.9% respectively compared to the first 4 months of 2021. Gross profit margin reached 17.8%, down from 18.4% in the same period of 2021 mainly due to the increased proportion of gold bar revenue. Total operating expenses during this period increased by 28.3%
VJC	125,000	-0.24%	-0.79%	814,800	843,400	
FPT	96,500	-1.03%	3.54%	1,800,500	2,395,900	
MWG	130,800	-2.39%	6.34%	921,200	1,134,900	
PNJ	104,500	-1.42%	6.63%	820,800	1,050,200	
GVR	23,700	0.00%	8.47%	2,206,700	2,658,400	
SSI	26,500	-6.85%	-2.93%	45,102,000	48,552,200	
HPG	36,750	-2.39%	1.24%	14,463,800	18,594,500	

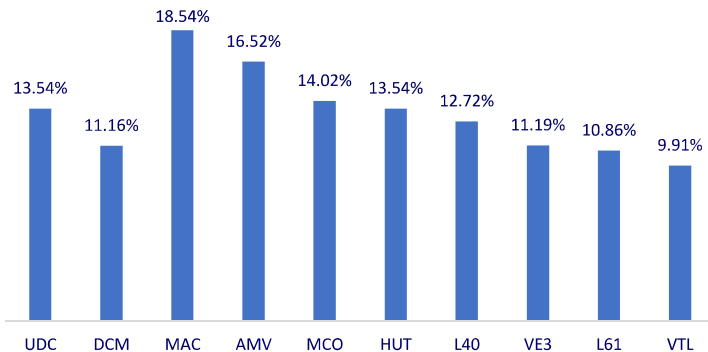
Top most traded tickers (Volume - in million)



Foreign net flow 10 nearest sessions (Billion VND)



Top increases in 3 consecutive sessions



Top decreases in 3 consecutive sessions

