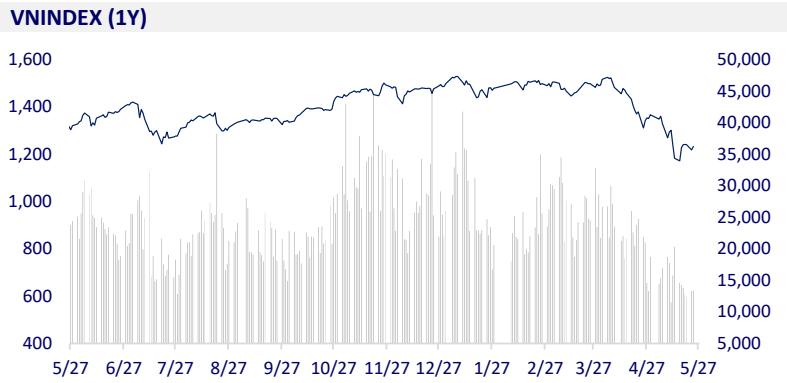
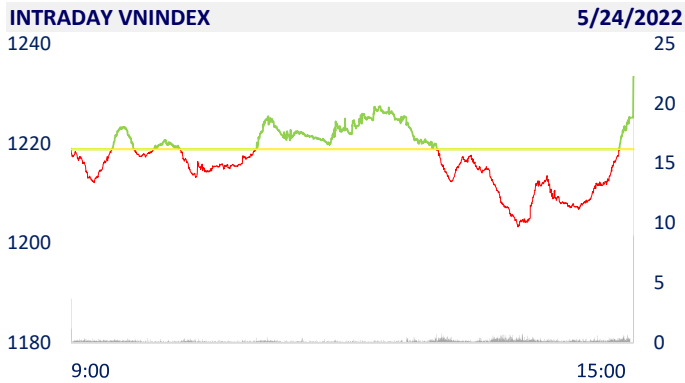
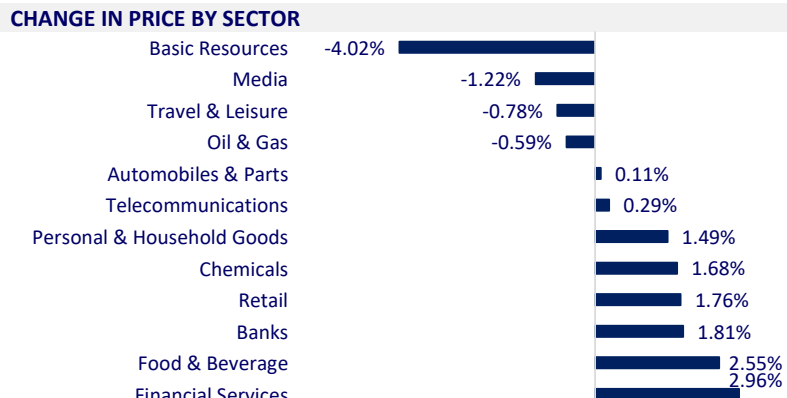


VIETNAM STOCK MARKET		1D	YTD
VN-INDEX	1,233.38	1.20%	-17.68%
VN30	1,272.71	1.38%	-17.13%
HNX	305.96	1.76%	-35.45%
UPCOM	93.12	-0.54%	-17.36%
Net Foreign buy (B)	199.67		
Total trading value (B)	16,145.84	1.61%	-48.04%

VN-Index increased spectacularly at the end of the session, VN30-Index gained more than 17 points. Market liquidity was similar to yesterday with a total matched value of 14,228 billion dong, up 1.66%, of which, matched value on HoSE alone increased by 0.18% and reached 12,057 billion dong. Foreign investors net bought nearly 200 billion dong.



ETF & DERIVATIVES		1D	YTD
E1FVN30	21,320	-0.37%	-17.46%
FUEMAV30	14,860	1.16%	-17.86%
FUESSV30	15,930	-10.56%	-16.16%
FUESSV50	18,940	6.11%	-17.29%
FUESSVFL	16,800	0.00%	-25.27%
FUEVFVND	25,890	1.93%	-7.70%
FUEVN100	16,160	0.56%	-24.77%
VN30F2212	1,260.00	1.21%	
VN30F2209	1,243.00	0.24%	
VN30F2206	1,267.00	1.11%	
VN30F2205	1,283.00	0.00%	



GLOBAL MARKET		1D	YTD
Nikkei	26,748.14	-0.62%	-7.10%
Shanghai	3,070.93	-2.41%	-15.63%
Kospi	2,605.87	-1.57%	-12.49%
Hang Seng	20,112.10	-1.57%	-14.04%
STI (Singapore)	3,195.04	-0.58%	2.28%
SET (Thái Lan)	1,626.23	-0.55%	-1.89%
Crude oil (\$/barrel)	110.55	0.92%	44.51%
Gold (\$/ounce)	1,855.12	0.35%	1.88%

Asian stocks fell, Japanese industrial activity slowed. In Japan, the Nikkei 225 index fell 0.62%. South Korea's Kospi index fell 1.57%. In China, the Shanghai Composite Index fell 2.41%. Hong Kong's Hang Seng Index drops 1.57%

VIETNAM ECONOMY		1D (bps)	YTD (bps)
Vnibor	1.14%	-61	33
Deposit interest 12M	5.60%	0	0
5 year-Gov. Bond	2.59%	9	158
10 year-Gov. Bond	3.09%	0	109
USD/VND	23,435	0	2.16%
EUR/VND	25,316	0	-4.35%
CNY/VND	3,550	0	-2.95%

The Vietnam Maritime Administration has just announced the volume of cargo through the seaport in 4 months of 2022. Accordingly, the output reached nearly 241m tons excluding transit goods that are not handled at the port, an increase of 2% compared to the same period last year. period in 2021. In which, exports reached 61.95m tons, up 2%; imported goods reached 67.49m tons, down 9%; domestic goods reached 110.99m tons, up 10% over the same period in 2021.

EVENT CALENDER

Ticker	Ex-right Date	Last register Date	Exercise Date	Type	Rate	Value
NFC	5/24/2022	5/25/2022	6/8/2022	Cash		800
TIX	5/24/2022	5/25/2022	6/27/2022	Cash		1,250
VCG	5/24/2022	5/25/2022	6/24/2022	Cash		1,200
TPC	5/24/2022	5/25/2022	6/27/2022	Cash		700
KHP	5/24/2022	5/25/2022		Stock	1000:25	
IMP	5/25/2022	5/26/2022	6/24/2022	Cash		1,500
TVD	5/25/2022	5/26/2022	6/8/2022	Cash		800
TNP	5/25/2022	5/26/2022	6/17/2022	Cash		1,700
BMI	5/30/2022	5/31/2022	6/30/2022	Cash		1,500

SELECTED NEWS

Cargo throughput through seaports still has low growth

Leather and footwear industry aims to be self-sufficient in 70-80% of raw materials

Vietnam raised three priority proposals for regional cooperation

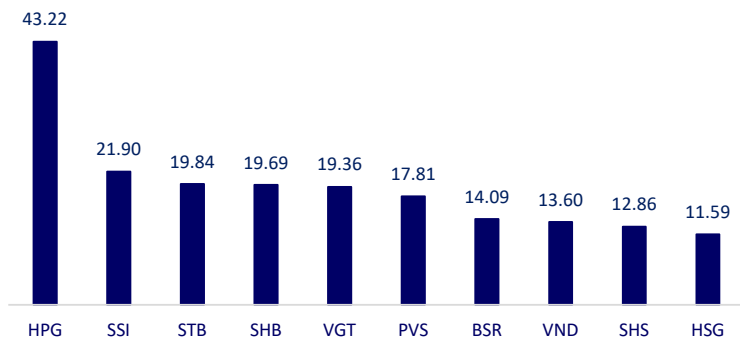
The European Union has not resumed the regulation against budget deficit

ECB President: ECB is likely to get rid of negative interest rates by the end of September

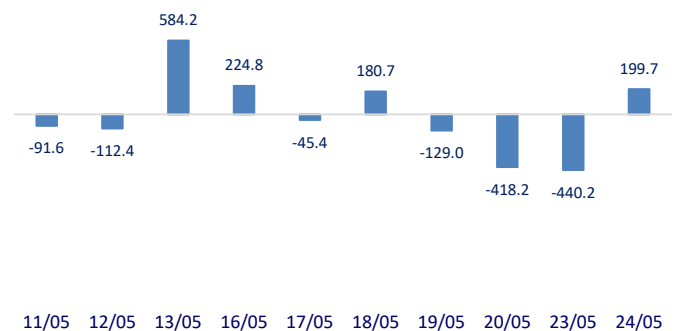
International banks are pessimistic about RMB exchange rate outlook

	Close	1D	5D	Buying vol.	Selling vol.	Content
VCB	75,600	1.61%	-0.53%	1,374,900	1,623,400	TCB: Techcombank is still the "champion" in terms of demand deposits. According to the financial statements, demand deposits and margin deposits at Techcombank on March 31, 2022 were VND 165,745 billion, up 4.3% compared to the beginning of the year. Accordingly, the demand deposit ratio (CASA) reached 50.4%, almost unchanged compared to the end of 2021. It is known that the driving force for CASA growth in the first quarter of Techcombank came from individual customers, contributed VND 107,800 billion, up 24.8%.
BID	33,750	1.20%	-2.03%	1,395,700	1,419,000	
CTG	26,000	4.00%	-0.95%	8,783,800	7,002,700	
TCB	35,250	1.15%	1.15%	6,904,300	7,478,000	
VPB	30,000	2.39%	-3.23%	17,657,100	16,118,300	
MBB	26,850	2.09%	2.09%	11,851,000	11,376,800	
HDB	24,600	1.65%	2.50%	3,684,700	3,599,000	
TPB	30,900	3.00%	-6.36%	2,385,000	3,283,500	
STB	21,750	6.88%	6.88%	35,543,100	25,826,200	
ACB	28,800	1.23%	-1.54%	3,211,400	3,259,800	
NVL	77,200	1.05%	-1.40%	3,523,800	3,111,500	NVL: The Board of Directors approved the plan to issue shares to convert the company's bonds at the rate of 54,145 shares/bond, the conversion price is VND 85,000/share.
KDH	40,100	-1.96%	-3.84%	955,400	1,255,800	
PDR	53,200	0.38%	-6.67%	2,425,300	2,643,400	
GAS	105,800	2.22%	4.86%	1,386,900	1,590,900	PLX: in 2022, PLX sets a target of total revenue of VND 186,000 billion and pre-tax profit of VND 3,060 billion, up 10% and down 19.2% respectively compared to 2021.
POW	12,850	0.78%	3.63%	20,647,900	18,550,600	
PLX	40,000	-0.62%	-4.31%	1,487,200	1,782,700	
VIC	77,600	0.26%	-0.51%	2,860,600	3,262,000	VIC: BoDs decide to transfer a part of capital in GeneStory JSC. According to the consolidated financial statements of the first quarter, Vingroup owns 99.02% of the capital of this subsidiary.
VHM	66,900	0.30%	0.00%	4,164,000	4,122,900	
VRE	28,100	2.74%	2.55%	4,366,000	4,129,500	
VNM	68,900	3.92%	-1.57%	4,670,700	3,268,500	MSN: The mini-mall's goal by 2025 will be to serve 30-50m people. Towards 30,000 points of sale nationwide and a revenue of 7-8bUSD/year, accounting for 50% of the retail market share.
MSN	109,000	4.31%	12.95%	1,627,500	1,491,400	
SAB	154,000	-0.06%	-6.95%	297,900	309,000	
BVH	125,300	0.24%	-2.11%	836,100	729,400	HPG: Hoa Phat follows the general trend of buying land, buying projects to do. However, recently, the issuance of bonds was easy, so real estate businesses with a lot of money went to buy many projects, leading to an increase in land prices. Therefore, the company has not purchased any real estate projects, will go to localities to participate in bidding and project development.
VJC	125,300	0.24%	-2.11%	836,100	729,400	
FPT	98,200	1.76%	-1.50%	2,404,500	2,677,100	
MWG	133,000	1.68%	1.06%	1,023,900	1,204,300	
PNJ	107,900	3.25%	4.66%	1,073,600	1,184,100	
GVR	24,150	1.90%	3.43%	3,069,600	2,611,400	
SSI	28,100	6.04%	-3.60%	43,394,400	33,318,400	
HPG	34,900	-5.03%	-8.64%	60,534,600	64,327,200	

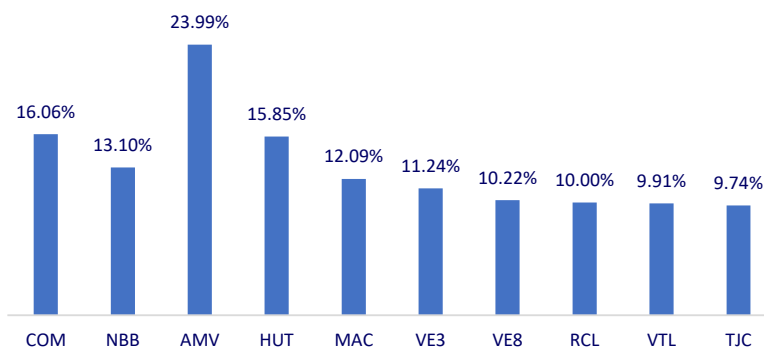
Top most traded tickers (Volume - in million)



Foreign net flow 10 nearest sessions (Billion VND)



Top increases in 3 consecutive sessions



Top decreases in 3 consecutive sessions

