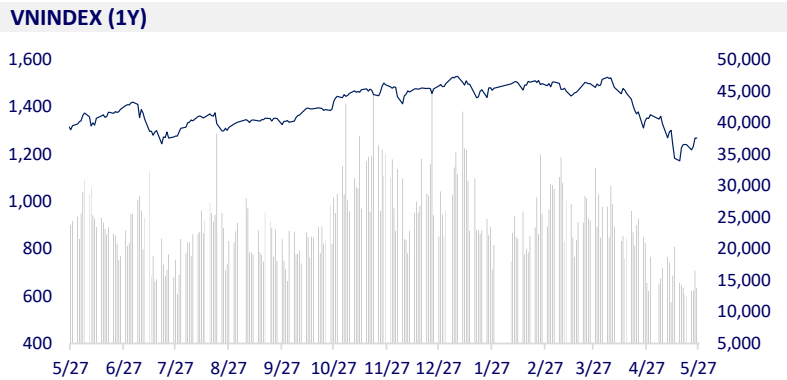
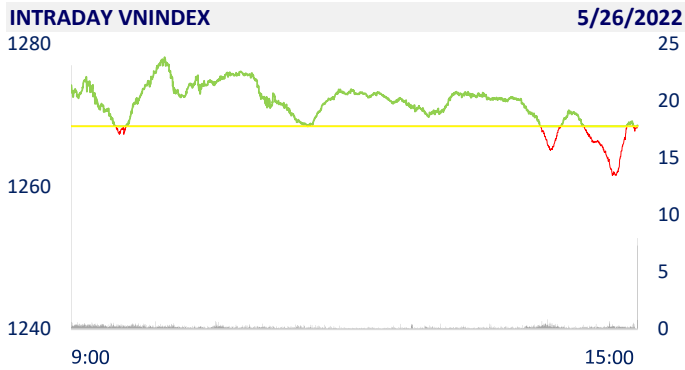
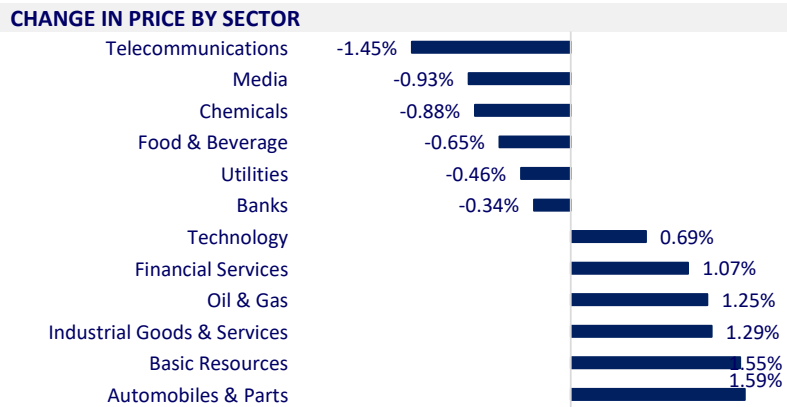


VIETNAM STOCK MARKET		1D	YTD
VN-INDEX	1,268.57	0.01%	-15.33%
VN30	1,309.50	-0.09%	-14.73%
HNX	313.29	-0.51%	-33.90%
UPCOM	94.95	0.18%	-15.73%
Net Foreign buy (B)	-276.55		
Total trading value (B)	16,190.91	-17.88%	-47.89%

Foreign investors net sold again 276 billion dong on May 26. HPG was sold the most on HoSE with 103 billion dong. VIC and DXG were net sold at 65 billion dong and 57 billion dong respectively. On the other hand, domestic ETF certificates FUEVFNVD were bought the most with 208 billion dong. DGC ranked second in the list of foreign investors' net buying with 32 billion dong.



ETF & DERIVATIVES		1D	YTD
E1VFN30	21,930	-0.32%	-15.10%
FUEMAV30	15,440	0.26%	-14.65%
FUESSV30	16,430	-7.75%	-13.53%
FUESSV50	19,500	2.15%	-14.85%
FUESSVFL	17,500	0.34%	-22.15%
FUEVFNVD	27,500	1.51%	-1.96%
FUEVN100	17,000	1.80%	-20.86%
VN30F2212	1,291.00	-0.38%	
VN30F2209	1,296.60	-0.14%	
VN30F2206	1,300.90	0.12%	
VN30F2205	1,283.00	0.00%	



GLOBAL MARKET		1D	YTD
Nikkei	26,604.84	-0.38%	-7.60%
Shanghai	3,123.11	0.50%	-14.20%
Kospi	2,612.45	-0.18%	-12.26%
Hang Seng	20,116.20	0.07%	-14.02%
STI (Singapore)	3,209.18	0.93%	2.74%
SET (Thái Lan)	1,633.73	0.53%	-1.44%
Crude oil (\$/barrel)	111.31	0.69%	45.50%
Gold (\$/ounce)	1,842.44	-0.48%	1.19%

Asian stocks mixed after a rally in the US. The Shanghai Composite Index gained 0.5% while the Hang Seng Index gained 0.07%. In Japan, the Nikkei 225 lost 0.38%. South Korea's Kospi index fell 0.18%.

VIETNAM ECONOMY		1D (bps)	YTD (bps)
Vnibor	0.93%	-11	12
Deposit interest 12M	5.60%	0	0
5 year-Gov. Bond	2.49%	-3	148
10 year-Gov. Bond	3.03%	-4	103
USD/VND	23,430	0	2.14%
EUR/VND	25,298	0	-4.42%
CNY/VND	3,519	0	-3.80%

The SBV has just issued Circular 03/2022/TT-NHNN guiding commercial banks to support interest rates according to Decree No. 31/2022/ND-CP dated May 20, 2022 of the Government on interest rate support from the state budget for loans of enterprises, cooperatives and business households. Thus, only a few days after the decree was issued, the State Bank quickly organized instructions to implement this important stimulus program.

EVENT CALENDER

Ticker	Ex-right Date	Last register Date	Exercise Date	Type	Rate	Value
CAG	5/26/2022	5/27/2022	6/15/2022	Cash		290
GIC	5/26/2022	5/27/2022	6/10/2022	Cash		500
DXS	5/26/2022	5/27/2022		Stock	100:15	
DC2	5/26/2022	5/27/2022		Stock	100:10	
PTB	5/26/2022	5/27/2022	6/17/2022	Cash	10:4	500
PGC	5/27/2022	5/30/2022	6/29/2022	Cash & Stock		1,400
BSC	5/27/2022	5/30/2022	6/15/2022	Cash & Stock		500
TNP	5/27/2022	5/30/2022	6/17/2022	Cash		1,700
BMI	5/30/2022	5/31/2022	6/30/2022	Cash		1,500

SELECTED NEWS

The State Bank quickly guides the implementation of interest rate support

Vietnam is in the Top 3 countries with the highest tourism development capacity in the world

Hai Phong promotes investment with French enterprises

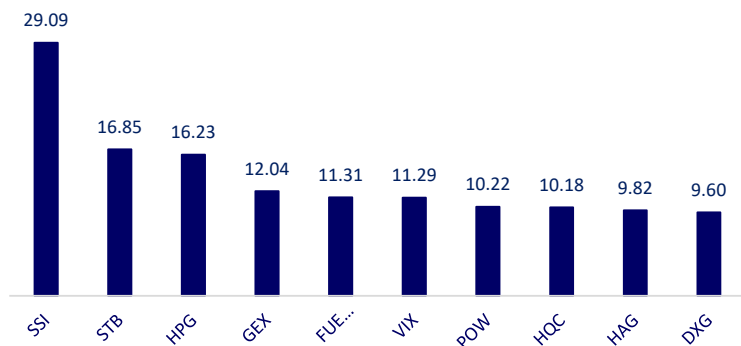
The Fed may raise interest rates by 1% after the next two meetings

US: Government budget deficit is expected to decrease to 1 trillion USD

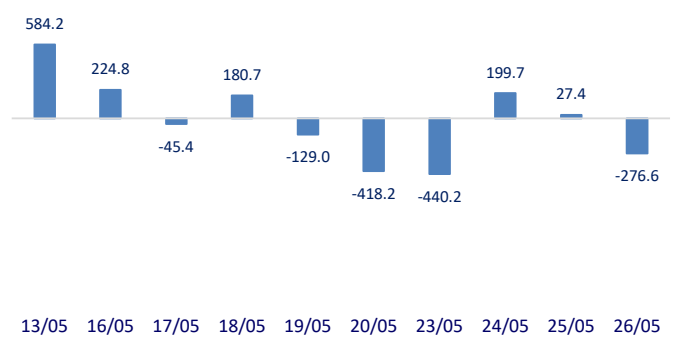
Central Bank of Russia cuts interest rates from 14% to 11%

	Close	1D	5D	Buying vol.	Selling vol.	Content
VCB	76,700	-0.39%	0.92%	1,421,600	1,624,100	CTG: some banks have not classified their debts appropriately. Specifically, after the audit, VietinBank's group 1 debt balance decreased by 243.94 billion VND, while the group 2, 3, 4, and 5 loans increased by 166.10 billion VND; 34.72 billion VND; VND 15.93 billion and VND 27.19 billion respectively. PGBank reduced the outstanding loans of group 1 by 45.49 billion dong, increased the outstanding loans of group 2 by 34.07 billion dong, group 3 increased by 9.62 billion dong, group 4 increased by 0.35 billion dong and group 5 increased by 1.45 billion dong.
BID	35,100	0.57%	1.30%	3,035,600	2,676,200	
CTG	26,700	-0.74%	2.30%	7,723,100	9,298,100	
TCB	36,700	0.55%	2.51%	8,465,300	9,081,100	
VPB	31,050	-1.43%	1.97%	15,549,100	17,688,300	
MBB	27,650	-1.43%	3.36%	12,557,900	15,361,200	
HDB	25,550	-0.39%	5.14%	3,039,300	4,061,400	
TPB	31,600	-0.94%	1.44%	2,291,200	2,713,100	
STB	22,400	-1.54%	2.99%	29,989,500	37,647,400	
ACB	30,350	1.17%	6.12%	4,300,000	5,059,000	
NVL	78,000	-1.14%	0.00%	4,106,700	4,641,100	Leading in inventory is NVL with more than 120 trillion VND (up 9%). In terms of growth, KDH's inventory increased by 48% after 3 months, at more than 11 trillion dong.
KDH	41,450	1.34%	-0.12%	1,642,800	1,370,300	
PDR	53,600	1.52%	-0.74%	3,664,300	3,426,400	
GAS	107,600	-0.74%	1.70%	997,500	1,382,800	The influx of cheaper Russian gas has pressured other regional suppliers such as Kazakhstan and Uzbekistan to cut prices.
POW	13,150	-1.87%	2.73%	23,120,000	25,300,900	
PLX	42,550	2.78%	5.06%	3,258,000	2,966,000	
VIC	77,700	0.00%	-0.26%	3,561,700	3,811,600	VIC: in Q1/2022 profit increased by 17% although the decrease in revenue thanks to a profit of more than 10tr dong from liquidation of financial investments and the transfer of subsidiaries.
VHM	68,700	1.18%	2.54%	6,068,000	6,596,100	
VRE	29,600	0.51%	8.03%	3,352,800	5,076,900	
VNM	71,300	-0.83%	3.33%	2,551,800	3,644,800	VNM: Tall Vietnam Milk Fund and Vinamilk officially kicked off the journey to give 1.9m glasses of milk to children in 2022, also a special milestone marking 15 years of this program.
MSN	108,600	-1.72%	-1.63%	1,377,200	1,488,700	
SAB	153,000	-0.65%	-6.08%	361,600	426,000	
BVH	125,000	-0.56%	-0.24%	748,600	758,300	HPG: After Dung Quat 2, the company is studying to build Dung Quat 3 steel factory with a capacity of 6 million tons/year, maybe not located in Dung Quat. Thus, Hoa Phat's total capacity will increase to 21 million tons, equivalent to Vietnam's current steel consumption demand. Hoa Phat will produce part of HRC here, in addition to U steel, Y steel. The project will be implemented after 2025.
VJC	125,000	-0.56%	-0.24%	748,600	758,300	
FPT	105,600	0.57%	8.87%	2,733,500	3,398,600	
MWG	139,000	0.00%	4.51%	1,164,000	1,292,700	
PNJ	114,300	-0.95%	11.95%	946,000	1,957,900	
GVR	25,350	0.00%	10.46%	3,009,700	2,904,200	
SSI	29,450	2.26%	3.33%	54,477,100	50,018,600	
HPG	35,000	1.60%	-7.65%	29,532,500	28,367,300	

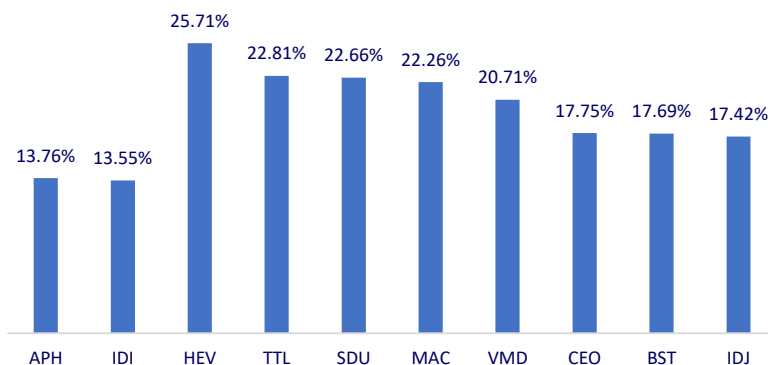
Top most traded tickers (Volume - in million)



Foreign net flow 10 nearest sessions (Billion VND)



Top increases in 3 consecutive sessions



Top decreases in 3 consecutive sessions

