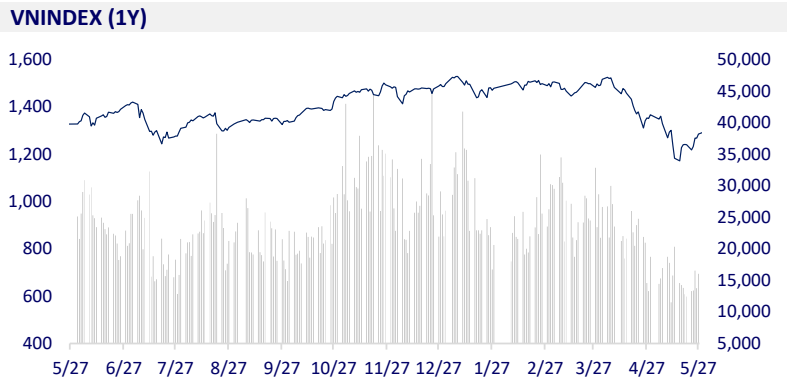
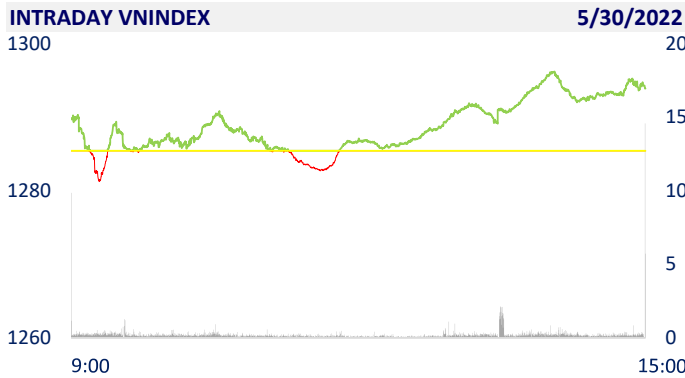
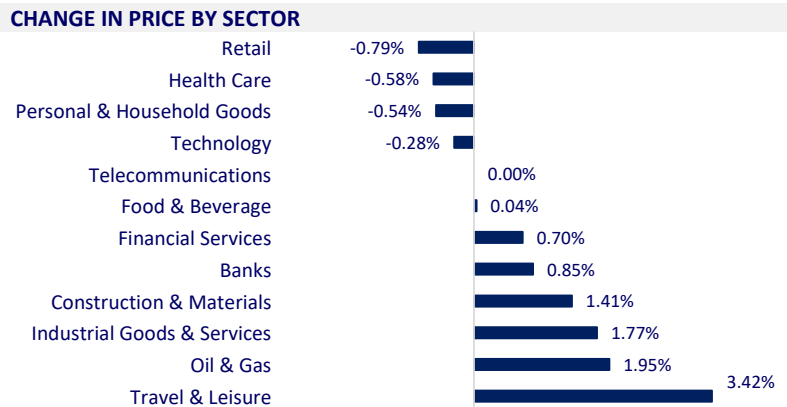


VIETNAM STOCK MARKET		1D	YTD
VN-INDEX	1,293.92	0.66%	-13.64%
VN30	1,342.87	0.54%	-12.56%
HNX	312.77	0.51%	-34.01%
UPCOM	95.71	0.44%	-15.06%
Net Foreign buy (B)	1,706.79		
Total trading value (B)	19,340.24	3.95%	-37.76%

Oil and gas group decrease at the end of the session, banking and aviation stocks supported the market. Market liquidity decreased DoD. The total matched value reached 15,167 billion dong, down 12%, of which, the matched value on HoSE alone decreased by 15.5% to 12,758 billion dong. Foreign investors net bought more than 1,700 billion dong thanks to the agreement of FIIFVND and FPT



ETF & DERIVATIVES		1D	YTD
E1VFN30	22,600	0.94%	-12.50%
FUEMAV30	15,790	0.64%	-12.71%
FUESSV30	17,000	-4.55%	-10.53%
FUESSV50	21,000	5.21%	-8.30%
FUESSVFL	18,000	1.69%	-19.93%
FUEVFN30	28,500	-0.70%	1.60%
FUEVN100	17,080	0.53%	-20.48%
VN30F2212	1,323.30	0.41%	
VN30F2209	1,324.20	0.03%	
VN30F2206	1,325.60	0.23%	
VN30F2205	1,283.00	0.00%	



GLOBAL MARKET		1D	YTD
Nikkei	27,369.43	0.36%	-4.94%
Shanghai	3,149.06	0.60%	-13.48%
Kospi	2,669.66	1.20%	-10.34%
Hang Seng	21,123.93	0.81%	-9.72%
STI (Singapore)	3,238.92	0.26%	3.69%
SET (Thái Lan)	1,653.61	0.91%	-0.24%
Crude oil (\$/barrel)	115.55	-0.22%	51.05%
Gold (\$/ounce)	1,853.15	0.13%	1.78%

Asian stock markets rallied on May 30. Investors are waiting for the latest economic data to be released this week, which is expected to have many improvements. The Nikkei 225 index rose 0.36%. In Hong Kong, the Hang Seng Index rose 0.81%. Mainland China stocks also rallied, with the Shanghai Composite up 0.6 percent. South Korea's Kospi index rose 1.2%.

VIETNAM ECONOMY		1D (bps)	YTD (bps)
Vnibor	0.53%	-21	-28
Deposit interest 12M	5.60%	0	0
5 year-Gov. Bond	2.53%	-4	152
10 year-Gov. Bond	3.07%	-2	107
USD/VND	23,400	0	2.01%
EUR/VND	25,382	0	-4.10%
CNY/VND	3,548	0	-3.01%

After the first 5 months of the year, the total state budget revenue has reached 806.4 trillion dong, equaling 57.1% of the estimate and increasing by 18.7% over the same period last year. In which, revenue from crude oil exceeded 4.4% of the yearly estimate and increased by nearly 91% over the same period last year.

EVENT CALENDER

Ticker	Ex-right Date	Last register Date	Exercise Date	Type	Rate	Value
TNP	5/30/2022	5/31/2022	6/17/2022	Cash		1,700
BMI	5/30/2022	5/31/2022	6/30/2022	Cash		1,500
TMB	5/30/2022	5/31/2022	6/29/2022	Cash		1,400
VHL	5/30/2022	5/31/2022	7/6/2022	Cash		1,750
VSH	5/30/2022	5/31/2022	6/30/2022	Cash		1,000
BMI	5/30/2022	5/31/2022	6/30/2022	Cash		1,500
RAL	5/31/2022	6/1/2022	6/10/2022	Cash		2,500
TDN	5/31/2022	6/1/2022	6/14/2022	Cash		1,400
VHM	5/31/2022	6/1/2022	6/22/2022	Cash		2,000

SELECTED NEWS

Extension of time limit for paying tax and land rent in 2022

Nearly 148 trillion VND of public investment capital realized in the first 5 months, up 9.5%

State budget has more than 217 trillion dong after 5 months

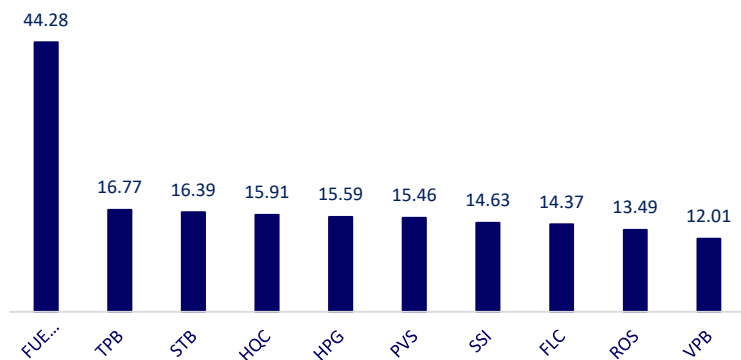
EU reveals the reason why it is impossible to completely embargo Russian oil

Russia admits it needs to spend a "huge" amount of money on a special military operation

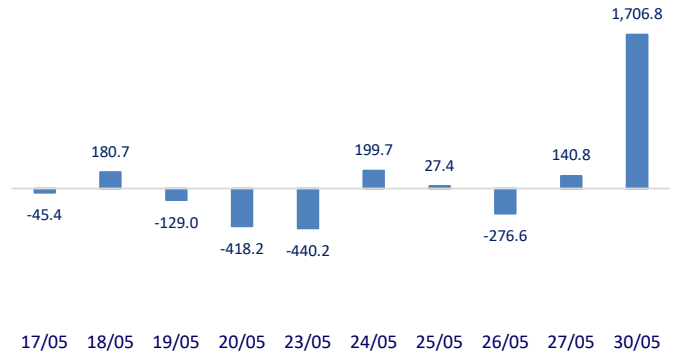
The US economy has signaled that prices have slowed down

	Close	1D	5D	Buying vol.	Selling vol.	Content
VCB	78,000	0.78%	4.84%	2,131,300	2,259,400	TCB: Techcombank last week applied a new deposit interest rate schedule for individual customers, from May 23, 2022. For over-the-counter deposit, Techcombank's highest interest rate is 6.2%/year, 36-month term, for VIP 1, an increase of 0.3%/year compared to the previous one. With online deposit, the highest interest rate is 6.5%/year. This bank also adds interest rates of about 0.3-0.45 percentage points in many other terms. This is one of Techcombank's strongest interest rate adjustments in more than half a year. In previous times, TCB usually only slightly increased/reduced interest rates, about 0.1-0.2 percentage points.
BID	35,750	1.27%	7.20%	1,749,500	2,676,300	
CTG	27,300	1.11%	9.20%	7,751,400	5,925,900	
TCB	37,750	0.80%	8.32%	8,142,300	8,884,000	
VPB	31,600	1.61%	7.85%	20,490,800	18,181,700	
MBB	28,100	0.36%	6.84%	11,529,200	14,360,300	
HDB	25,850	0.19%	6.82%	3,084,300	4,207,800	
TPB	33,000	2.17%	10.00%	8,471,800	9,246,700	
STB	22,800	2.47%	12.04%	29,890,300	29,492,200	
ACB	31,950	0.47%	12.30%	3,430,000	6,170,100	
NVL	78,700	0.38%	3.01%	3,598,400	4,015,500	NVL: Approved the list of 02 foreign investors to buy 5,543 convertible bonds and 231 bonds with warrants with a total value of VND 5,774 billion.
KDH	42,400	-0.35%	3.67%	1,500,200	1,766,800	
PDR	55,300	1.84%	4.34%	3,765,500	3,700,400	
GAS	110,000	0.00%	6.28%	1,147,500	1,427,300	GAS: The consortium with the participation of KOGAS Korea , CUIYC Singapore, National Petroleum Company of Thailand PTT and Atrium Fund wants to cooperate with PV GAS.
POW	13,450	0.75%	5.49%	25,272,800	24,584,700	
PLX	43,400	1.88%	7.83%	2,029,700	2,843,800	
VIC	78,500	0.64%	1.42%	2,797,000	2,577,600	VIC: VinFast issued nearly 690m dividend preference shares, increasing charter capital to more than 57,000b dong. After release, VinFast Singapore's ownership rate decreased to 87.9%.
VHM	70,500	1.15%	5.70%	4,309,400	5,528,600	
VRE	29,950	0.50%	9.51%	4,304,000	5,339,500	SAB: has a policy of paying a cash dividend of 35% in cash for many years, even after 2 years of business operations severely affected by the Covid-19 pandemic and Decree 100.
VNM	72,500	-0.68%	9.35%	3,109,600	3,911,100	
MSN	110,000	0.00%	5.26%	904,100	1,379,400	
SAB	153,400	-0.39%	-0.45%	299,600	295,600	MWG: Bach Hoa Xanh accumulated a loss of nearly 5,000 billion dong before the private placement. The chain's revenue in 2021 reached VND 28,216 billion, a net loss of VND 1,188 billion. By the end of 2021, the accumulated loss was VND 4,950 billion, equity reached VND 7,852 billion while owner's contributed capital was VND 12,801 billion.
BVH	132,500	4.33%	6.00%	1,741,000	1,316,100	
VJC	132,500	4.33%	6.00%	1,741,000	1,316,100	
FPT	111,300	-0.45%	15.34%	5,313,800	6,445,000	
MWG	145,200	-1.02%	11.01%	2,220,300	2,230,800	
PNJ	120,500	-1.47%	15.31%	1,975,900	2,130,600	
GVR	25,450	-0.20%	7.38%	2,440,000	2,501,200	
SSI	29,900	0.00%	12.83%	28,778,100	28,680,500	
HPG	35,450	0.00%	-3.54%	26,005,400	29,691,700	

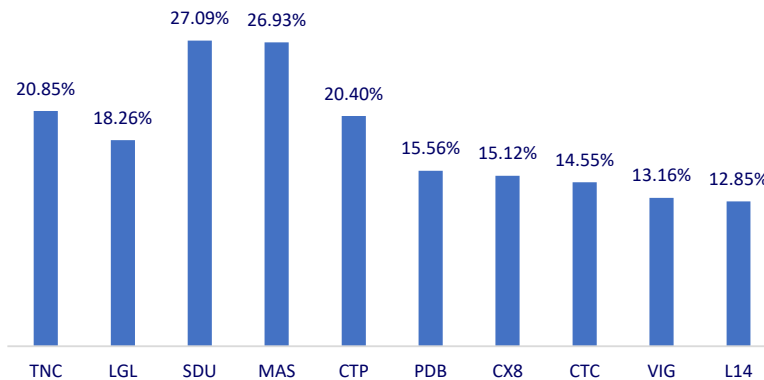
Top most traded tickers (Volume - in million)



Foreign net flow 10 nearest sessions (Billion VND)



Top increases in 3 consecutive sessions



Top decreases in 3 consecutive sessions

