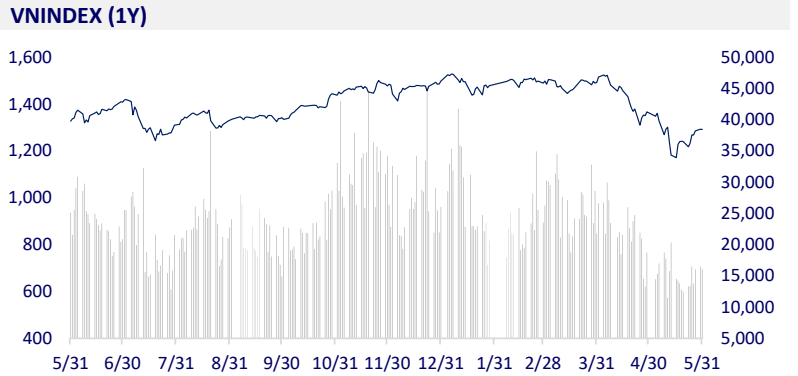
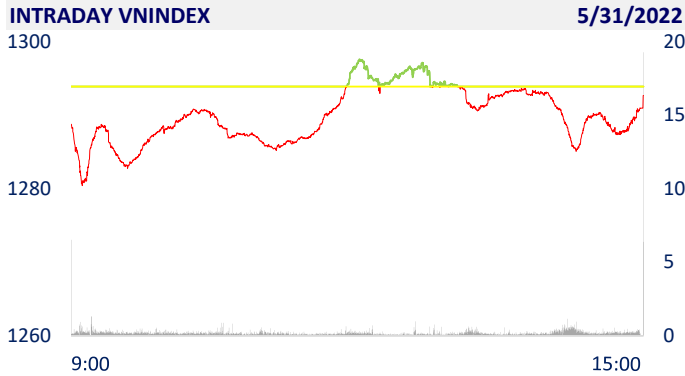
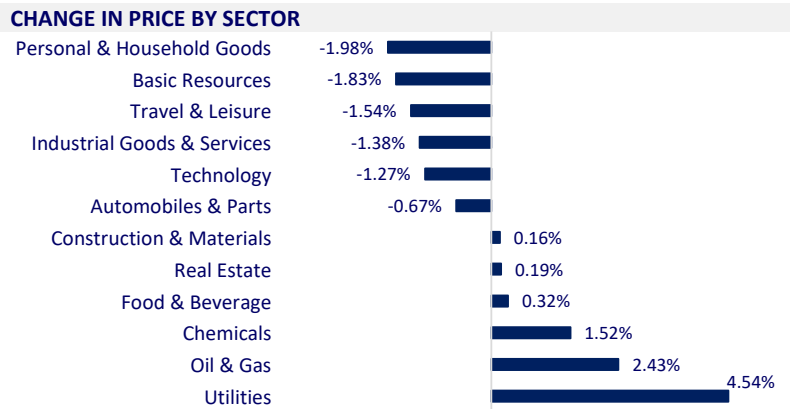


VIETNAM STOCK MARKET		1D	YTD
VN-INDEX	1,292.68	-0.10%	-13.72%
VN30	1,332.59	-0.77%	-13.23%
HNX	315.76	0.96%	-33.38%
UPCOM	95.45	-0.27%	-15.29%
Net Foreign buy (B)	450.07		
Total trading value (B)	19,473.30	0.69%	-37.33%

Foreign investors continued to net buy 450 billion dong on May 31. Foreign investors were still strong net buyers of domestic ETF certificates FUEVFNVD with 215 billion dong. VHM and DGC were net bought 63 billion dong and 47 billion dong respectively. Meanwhile, fund certificates E1VFN30 were sold the most with 98 billion dong. PNJ and DPM were net sold at 67 billion dong and 55 billion dong respectively.



ETF & DERIVATIVES		1D	YTD
E1VFN30	22,300	-1.33%	-13.67%
FUEMAV30	15,690	-0.63%	-13.27%
FUESSV30	17,760	-0.28%	-6.53%
FUESSV50	20,000	-4.76%	-12.66%
FUESSVFL	18,000	0.00%	-19.93%
FUEVFNVD	28,000	-1.75%	-0.18%
FUEVN100	17,200	0.70%	-19.93%
VN30F2212	1,320.00	-0.25%	
VN30F2209	1,314.80	-0.71%	
VN30F2207	1,318.00	-0.57%	
VN30F2206	1,320.50	2.92%	



GLOBAL MARKET		1D	YTD
Nikkei	27,279.80	-0.09%	-5.25%
Shanghai	3,186.43	1.19%	-12.46%
Kospi	2,685.90	0.61%	-9.80%
Hang Seng	21,415.20	1.66%	-8.47%
STI (Singapore)	3,232.49	-0.20%	3.48%
SET (Thái Lan)	1,663.41	0.59%	0.35%
Crude oil (\$/barrel)	118.64	1.00%	55.08%
Gold (\$/ounce)	1,851.55	0.07%	1.69%

Asian stocks mixed in the session on May 31. China's manufacturing activity continued to decline in May, but at a slower rate than the previous month. In mainland China, the Shanghai Composite Index rose 1.19%. Hong Kong's Hang Seng Index rose 1.66%. In Japan, the Nikkei 225 index fell 0.09%. South Korea's Kospi index rose 0.61%.

VIETNAM ECONOMY		1D (bps)	YTD (bps)
Vnibor	0.38%	-15	-43
Deposit interest 12M	5.60%	0	0
5 year-Gov. Bond	2.53%	0	152
10 year-Gov. Bond	3.09%	2	109
USD/VND	23,410	0	2.05%
EUR/VND	25,322	0	-4.33%
CNY/VND	3,552	0	-2.90%

The IIP in May increased by 10.4%, even higher than the two years before the epidemic, 2018 and 2019. Notably, Bac Giang also increased by 43%, Bac Ninh was 20%, on the basis of May last year was significantly affected by the epidemic. Equally notable is the total retail sales of consumer goods and services in May when it increased by 22.6% over the same period, which means that the scale of increase is also higher than the same period in the previous years. COVID-19 pandemic.

EVENT CALENDER

Ticker	Ex-right Date	Last register Date	Exercise Date	Type	Rate	Value
RAL	5/31/2022	6/1/2022	6/10/2022	Cash		2,500
TDN	5/31/2022	6/1/2022	6/14/2022	Cash		1,400
VHM	5/31/2022	6/1/2022	6/22/2022	Cash		2,000
TC6	6/1/2022	6/2/2022	6/22/2022	Cash		450
PLC	6/1/2022	6/2/2022	6/17/2022	Cash		1,500
VTO	6/1/2022	6/2/2022	6/22/2022	Cash		800
DRC	6/1/2022	6/2/2022	6/16/2022	Cash		1,200
SAV	6/1/2022	6/2/2022		Stock	100:15	
SAV	6/2/2022	6/3/2022	6/10/2022	Cash		500

SELECTED NEWS

FDI capital accelerates into high-tech industrial projects

Vietnam's economy in the first 5 months of the year: Many bright spots in the volatile picture

National Assembly delays submission of 5 key traffic projects

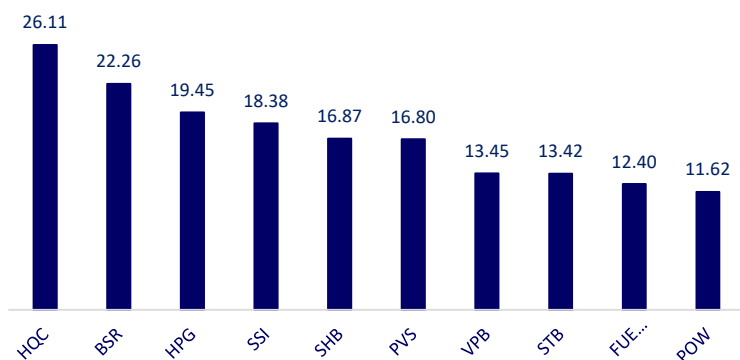
Russia is ready for a new bond payment plan to avoid default

More Chinese enterprises have been tested by India

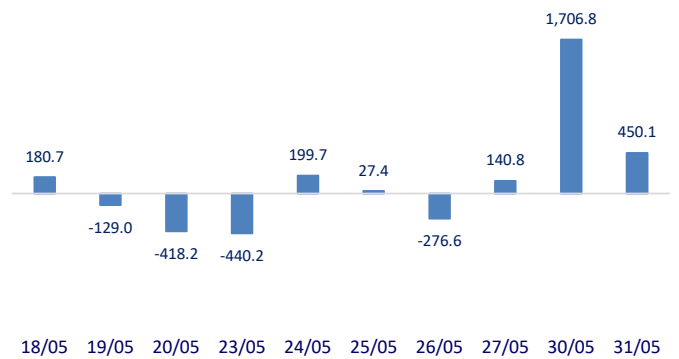
European Union agrees to ban imports of more than two-thirds of oil from Russia

	Close	1D	5D	Buying vol.	Selling vol.	Content
VCB	78,900	1.15%	4.37%	901,400	1,144,500	VPB: Currently, the highest interest rate at VPBank is 6.9%/year, applicable to customers who deposit from VND 50 billion or more, with a term of 36 months in the online form. While for over-the-counter deposit, the highest interest rate is 6.7%/year. VPBank is currently one of the top banks in terms of deposit interest rates among large banks. This bank also had the highest growth in customer deposits in the first quarter of 2022 (up 13.4%).
BID	35,300	-1.26%	4.59%	1,800,000	2,498,400	
CTG	27,900	2.20%	7.31%	16,297,900	9,274,400	
TCB	37,150	-1.59%	5.39%	8,364,800	8,986,000	
VPB	31,000	-1.90%	3.33%	16,753,300	16,198,500	
MBB	27,750	-1.25%	3.35%	11,438,600	10,914,300	
HDB	26,100	0.97%	6.10%	4,461,400	4,510,300	
TPB	32,350	-1.97%	4.69%	4,060,300	5,476,200	
STB	22,350	-1.97%	2.76%	21,534,200	24,666,600	
ACB	31,550	-1.25%	9.55%	3,997,500	6,194,900	
NVL	78,000	-0.89%	1.04%	3,442,400	3,392,800	NVL: NVL sold nearly 5,800b dong of bonds to 2 foreign investors. After the issuance, Novaland's total debt will increase from VND 57,317b to VND 63,091b, of which 76% is long-term debt.
KDH	42,050	-0.83%	4.86%	1,277,000	1,296,000	
PDR	54,800	-0.90%	3.01%	3,261,500	3,317,800	
GAS	117,700	7.00%	11.25%	4,809,500	2,840,700	POW: has been rated "BB" by Fitch Ratings for the second year in a row with a positive outlook - Good condition for PV Power to access international capital.
POW	13,550	0.74%	5.45%	31,841,600	24,803,600	
PLX	44,000	1.38%	10.00%	3,724,500	3,640,600	
VIC	78,800	0.38%	1.55%	3,756,800	3,714,900	VIC: VIC cooperation with Intel in 5 areas: smart city solutions supporting 5G; intelligent manufacturing processes, multi-cloud strategies, AI and advanced driver assistance systems.
VHM	69,600	1.61%	7.08%	5,745,700	7,310,500	
VRE	30,150	0.67%	7.30%	3,935,300	5,396,800	MSN: On May 30, 2022, Masan announced the release of ESOP. This is the 7th consecutive year that Masan has implemented the ESOP program for employees.
VNM	71,700	-1.10%	4.06%	2,974,200	3,470,500	
MSN	112,400	2.18%	3.12%	1,877,100	1,939,000	
SAB	153,500	0.07%	-0.32%	359,600	396,300	GVR: planning consolidated revenue and profit after tax to reach VND 29,707 billion and VND 5,340 billion, respectively, up nearly 5% and similar to the previous year. On the parent company's side, the revenue plan is VND 4,460 billion, up 12.4%; after-tax profit is 2,300 billion dong, down 1.4% compared to the previous year's result. The dividend rate in 2022 is expected to be 5% in cash
BVH	130,900	-1.21%	4.47%	818,100	887,900	
VJC	130,900	-1.21%	4.47%	818,100	887,900	
FPT	109,900	-1.26%	11.91%	3,703,600	4,334,700	
MWG	144,900	-0.21%	8.95%	1,373,000	1,432,700	
PNJ	114,900	-4.65%	6.49%	2,679,400	2,683,600	
GVR	25,200	-0.98%	4.35%	3,886,200	4,275,800	
SSI	29,650	-0.84%	5.52%	33,462,400	32,139,400	
HPG	34,700	-2.12%	-0.57%	31,124,700	33,720,200	

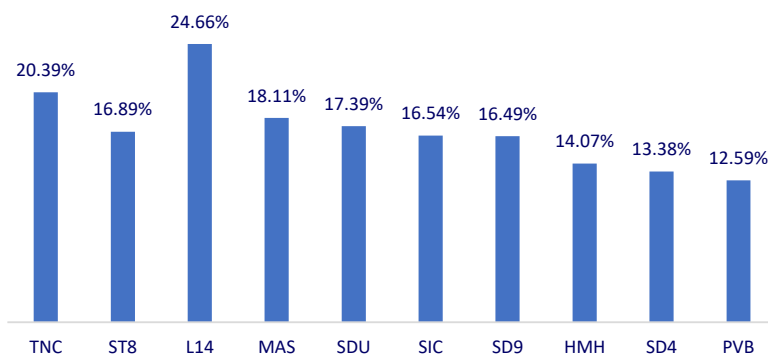
Top most traded tickers (Volume - in million)



Foreign net flow 10 nearest sessions (Billion VND)



Top increases in 3 consecutive sessions



Top decreases in 3 consecutive sessions

