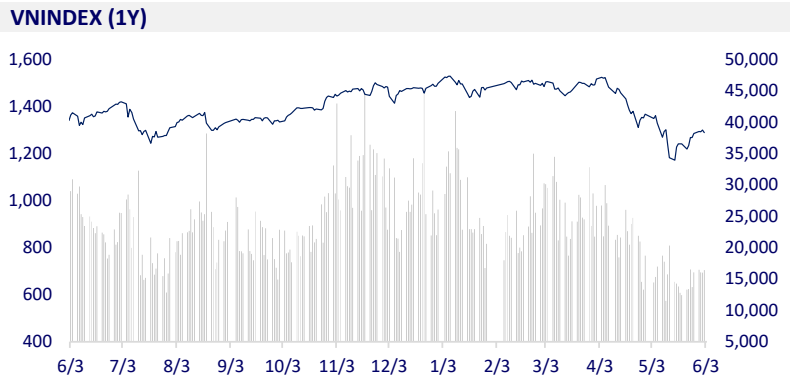
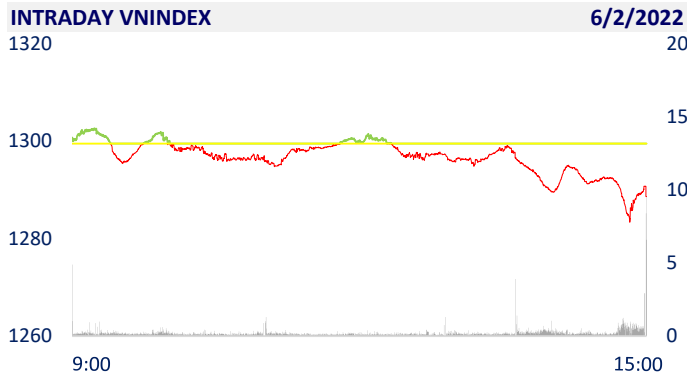
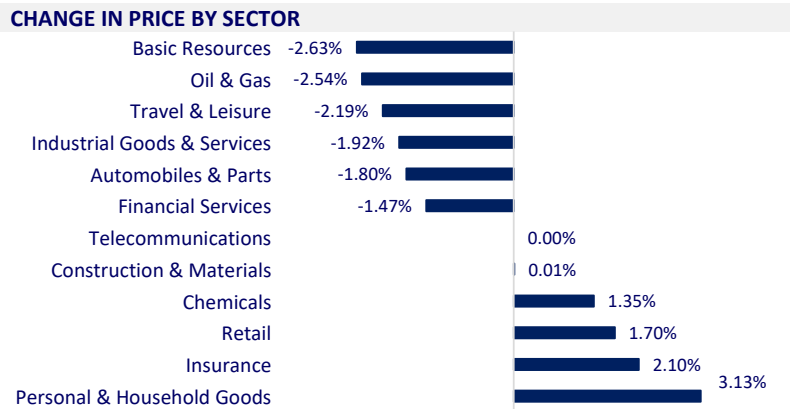


VIETNAM STOCK MARKET		1D	YTD
VN-INDEX	1,288.62	-0.84%	-13.99%
VN30	1,325.49	-0.75%	-13.69%
HNX	311.77	-1.14%	-34.22%
UPCOM	94.32	-0.82%	-16.29%
Net Foreign buy (B)	-544.66		
Total trading value (B)	19,766.79	4.73%	-36.38%

Many large stocks were sold strongly, VN-Index dropped by nearly 11 points. Market liquidity improved compared to yesterday. The total matched value reached 17,847 billion dong, up 7.66%, of which, the matched value on HoSE alone increased 4.4% to 14,782 billion dong. Foreign investors net sold more than 544 billion dong in the whole market today.



ETF & DERIVATIVES		1D	YTD
E1VFN30	22,300	-1.55%	-13.67%
FUEMAV30	15,620	-0.76%	-13.65%
FUESSV30	16,490	-7.41%	-13.21%
FUESSV50	19,000	-5.00%	-17.03%
FUESSVFL	17,500	-1.80%	-22.15%
FUEVFN30	28,430	0.28%	1.35%
FUEVN100	17,010	0.00%	-20.81%
VN30F2212	1,313.60	-0.51%	
VN30F2209	1,311.20	-0.96%	
VN30F2207	1,314.00	-0.90%	
VN30F2206	1,315.00	-0.83%	



GLOBAL MARKET		1D	YTD
Nikkei	27,413.88	0.02%	-4.79%
Shanghai	3,195.46	0.42%	-12.21%
Kospi	2,658.99	-1.00%	-10.70%
Hang Seng	21,082.13	0.05%	-9.90%
STI (Singapore)	3,226.72	-0.53%	3.30%
SET (Thái Lan)	1,647.67	-0.74%	-0.60%
Crude oil (\$/barrel)	112.34	-0.12%	46.85%
Gold (\$/ounce)	1,858.65	0.57%	2.08%

Asian stocks mixed in the session 2/6. Australia's April trade surplus was higher than expected. Hong Kong's Hang Seng Index rose 0.05%. In China, the Shanghai Composite Index fell 0.42% to 3,195.46 points. The Nikkei 225 (Japan) gained 0.02%. South Korea's Kospi falls 1%

VIETNAM ECONOMY		1D (bps)	YTD (bps)
Vnibor	0.48%	15	-33
Deposit interest 12M	5.60%	0	0
5 year-Gov. Bond	2.57%	3	156
10 year-Gov. Bond	3.13%	7	113
USD/VND	23,415	0	2.07%
EUR/VND	25,224	0	-4.70%
CNY/VND	3,547	0	-3.03%

At the regular press conference on the socio-economic situation in May and May, the People's Committee of Ho Chi Minh City said that as of May 25, the disbursement rate of public investment capital reached VND 4,300 billion out of the total allocated capital this year. is 45,000 billion VND, equivalent to 13.5%. This figure is lower than the national disbursement rate of 22.4%, according to the previous estimate of the Ministry of Finance.

EVENT CALENDER

Ticker	Ex-right Date	Last register Date	Exercise Date	Type	Rate	Value
SAV	6/2/2022	6/3/2022		Stock	100:15	
SAV	6/2/2022	6/3/2022	6/10/2022	Cash		500
ACB	6/2/2022	6/3/2022		Stock	100:25	
VCS	6/2/2022	6/3/2022	6/15/2022	Cash		3,000
PVG	6/2/2022	6/3/2022	6/28/2022	Cash		300
DHP	6/2/2022	6/3/2022	6/22/2022	Cash		500
SFG	6/2/2022	6/3/2022	7/4/2022	Cash		200
DGC	6/2/2022	6/3/2022	6/15/2022	Stock	100:117	
LIG	6/3/2022	6/4/2022		Stock	20:1	

SELECTED NEWS

In 5 months, Ho Chi Minh City disbursed nearly 14% of the annual public investment capital plan, lower than the national average

Banks have not been granted more room yet, credit growth has started to cool down

Delegates propose to continue reducing taxes on gasoline

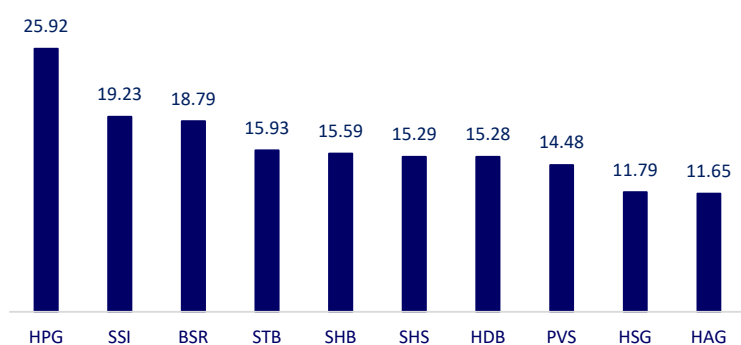
OPEC + considers excluding Russia from the production plan, oil prices 'cooled down'

US: Manufacturing sector grew faster in May

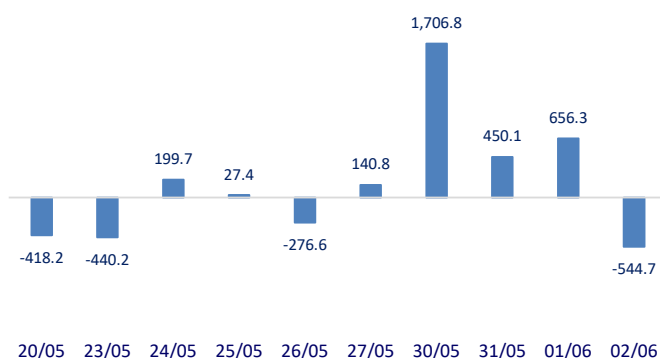
Sri Lankan inflation hits record

	Close	1D	5D	Buying vol.	Selling vol.	Content
VCB	79,000	-1.86%	3.00%	914,500	1,814,500	As of March 31, Techcombank is holding VND 76,782 billion of debt securities of economic organizations, up 22.2% compared to the end of 2021 and leading among the inspected banks. Following, TPBank owns 27,633 billion dong, up 48.4%. Third place is SHB with 16,408 billion dong, up 169%. Ranked 4th, Baoviet Bank kept VND 15,500 billion, up more than 25%. The 5th place belongs to PVcombank with 11,834 billion VND of bonds of economic organizations, up 37.7%.
BID	34,700	-1.28%	-1.14%	1,469,600	1,848,300	
CTG	27,750	0.00%	3.93%	9,605,500	8,866,500	
TCB	36,400	-1.22%	-0.82%	5,525,400	6,442,900	
VPB	30,250	-1.94%	-2.58%	14,642,800	14,212,200	
MBB	27,200	-1.45%	-1.63%	9,941,900	12,284,700	
HDB	26,000	-0.57%	1.76%	3,156,900	4,523,500	
TPB	32,000	0.00%	1.27%	4,449,400	5,191,200	
STB	21,550	-3.15%	-3.79%	23,193,000	26,505,200	
ACB	25,350	1.89%	4.41%	6,121,600	7,136,800	
NVL	78,900	1.15%	1.15%	3,213,700	3,883,700	NVL: Received a \$250m investment from an investment fund group led by Warburg Pincus. NVL will use the raised capital to further expand the land bank and complete the development of projects.
KDH	41,000	-2.38%	-1.09%	1,193,800	1,595,900	
PDR	54,200	-0.55%	1.12%	2,854,400	3,122,900	Shanghai lifted the blockade, oil prices increased. Brent crude oil price rose \$0.69, or 0.6%, to \$116.29 a barrel. WTI oil price increased 0.59 USD, or 0.5%, to 115.26 USD/barrel.
GAS	118,900	-1.74%	10.50%	2,253,600	2,544,300	
POW	13,550	-2.87%	3.04%	16,806,900	25,298,000	
PLX	43,500	-2.25%	2.23%	2,012,500	2,400,700	VIC: VinFast also issued 600m dividend preference shares to increase capital from VND50,497b to VND 56,497b. Accordingly, VinFast is the largest capital scale in the Vingroup ecosystem.
VIC	78,900	-0.50%	1.54%	3,948,400	4,517,500	
VHM	69,500	-1.14%	4.12%	4,380,000	6,345,700	MSN: Masan leaders are about to be rewarded with 7 million shares for ESOP shares at the price of 10,000 VND/share. These shares will be restricted to transfer within 1 year.
VRE	29,950	-0.33%	1.18%	3,028,200	4,855,000	
VNM	71,100	-1.11%	-0.28%	2,328,000	3,138,500	MWG: 4 months' revenue reached VND47,908b, up 18% and fulfilled 34% of the year plan. Profit after tax reached VND1,819b dong, up 8% and fulfilling 29% of the year plan. An Khang pharmacy has 250 pharmacies by the end of April. Cumulative sales are 3.7 times higher than the same period last year. The average revenue of each stable operating pharmacy is 700-800 million/month for the independent model and 400-500 million/month for the model next to Bach Hoa Xanh store.
MSN	114,300	-0.61%	5.25%	821,600	920,900	
SAB	153,000	-0.07%	0.00%	239,400	264,700	MWG: 4 months' revenue reached VND47,908b, up 18% and fulfilled 34% of the year plan. Profit after tax reached VND1,819b dong, up 8% and fulfilling 29% of the year plan. An Khang pharmacy has 250 pharmacies by the end of April. Cumulative sales are 3.7 times higher than the same period last year. The average revenue of each stable operating pharmacy is 700-800 million/month for the independent model and 400-500 million/month for the model next to Bach Hoa Xanh store.
BVH	128,700	-1.98%	2.96%	986,000	1,185,700	
VJC	128,700	-1.98%	2.96%	986,000	1,185,700	MWG: 4 months' revenue reached VND47,908b, up 18% and fulfilled 34% of the year plan. Profit after tax reached VND1,819b dong, up 8% and fulfilling 29% of the year plan. An Khang pharmacy has 250 pharmacies by the end of April. Cumulative sales are 3.7 times higher than the same period last year. The average revenue of each stable operating pharmacy is 700-800 million/month for the independent model and 400-500 million/month for the model next to Bach Hoa Xanh store.
FPT	111,500	-0.27%	5.59%	3,583,400	6,075,000	
MWG	147,700	1.51%	6.26%	3,099,900	3,130,100	MWG: 4 months' revenue reached VND47,908b, up 18% and fulfilled 34% of the year plan. Profit after tax reached VND1,819b dong, up 8% and fulfilling 29% of the year plan. An Khang pharmacy has 250 pharmacies by the end of April. Cumulative sales are 3.7 times higher than the same period last year. The average revenue of each stable operating pharmacy is 700-800 million/month for the independent model and 400-500 million/month for the model next to Bach Hoa Xanh store.
PNJ	123,200	5.03%	7.79%	4,073,000	4,833,700	
GVR	25,800	2.58%	1.78%	4,120,500	4,123,800	MWG: 4 months' revenue reached VND47,908b, up 18% and fulfilled 34% of the year plan. Profit after tax reached VND1,819b dong, up 8% and fulfilling 29% of the year plan. An Khang pharmacy has 250 pharmacies by the end of April. Cumulative sales are 3.7 times higher than the same period last year. The average revenue of each stable operating pharmacy is 700-800 million/month for the independent model and 400-500 million/month for the model next to Bach Hoa Xanh store.
SSI	29,000	-1.86%	-1.53%	31,127,000	40,258,400	
HPG	33,150	-3.49%	-5.29%	40,105,900	44,041,900	

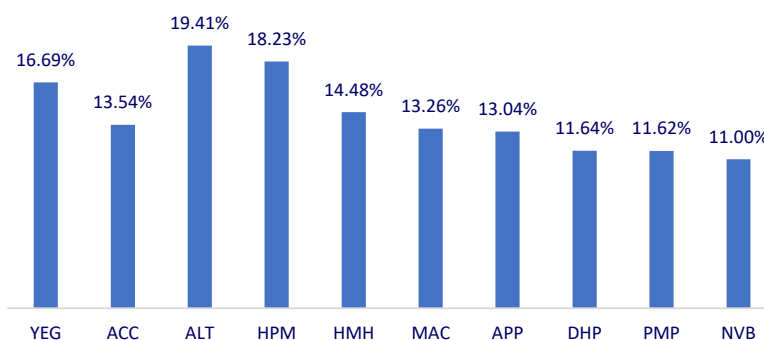
Top most traded tickers (Volume - in million)



Foreign net flow 10 nearest sessions (Billion VND)



Top increases in 3 consecutive sessions



Top decreases in 3 consecutive sessions

