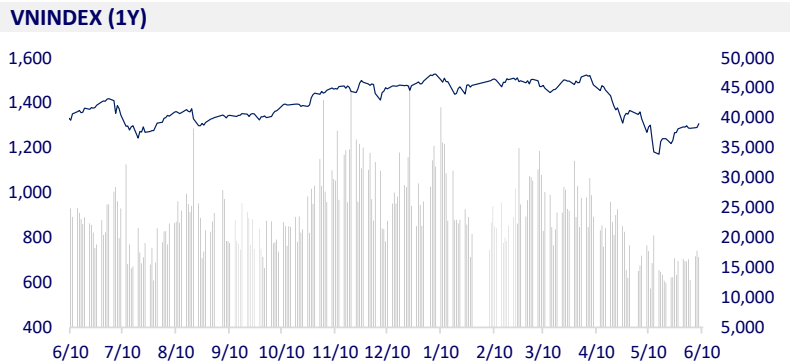
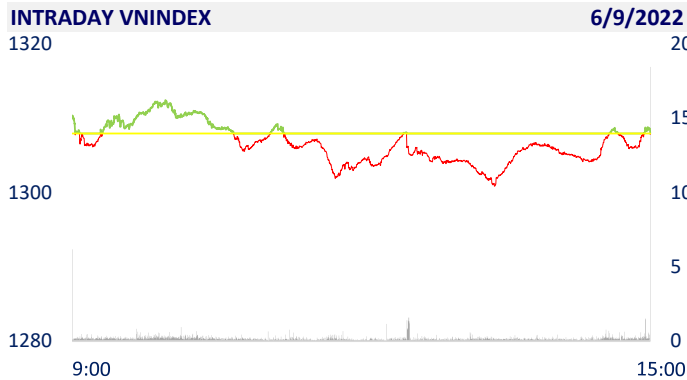
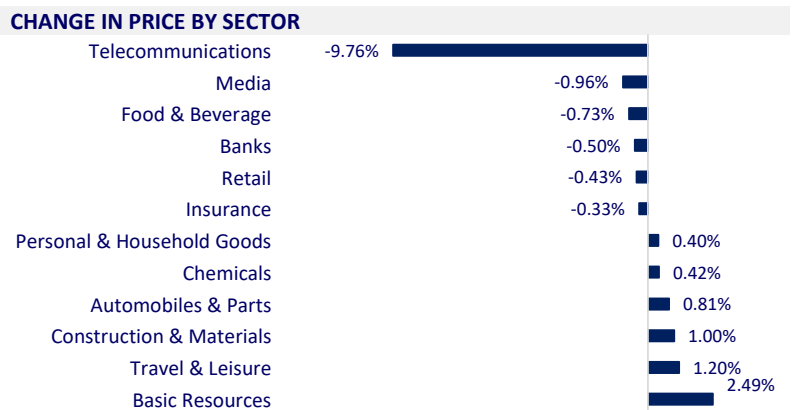


VIETNAM STOCK MARKET		1D	YTD
VN-INDEX	1,307.80	-0.01%	-12.71%
VN30	1,342.92	0.07%	-12.55%
HNX	312.74	0.58%	-34.02%
UPCOM	94.89	-0.12%	-15.79%
Net Foreign buy (B)	227.44		
Total trading value (B)	16,020.67	-20.24%	-48.44%

Foreign investors were net buyers for the fourth consecutive session with a value of more than 227 billion dong. Foreign investors on HoSE saw a strong net buying of STB with 82.3 billion dong. DXG and DPM were net bought 69 billion dong and 67 billion dong respectively. On the other side, VCB was sold the most with 51 billion dong. VHM and VNM were net sold 45 billion dong and 37 billion dong respectively.



ETF & DERIVATIVES		1D	YTD
E1VFN30	22,450	0.22%	-13.09%
FUEMAV30	15,800	0.51%	-12.66%
FUESSV30	16,470	-7.52%	-13.32%
FUESSV50	19,200	-1.03%	-16.16%
FUESSVFL	17,350	-2.53%	-22.82%
FUEVFVND	29,400	-0.27%	4.81%
FUEVN100	16,500	-3.96%	-23.18%
VN30F2212	1,334.00	0.19%	
VN30F2209	1,333.90	0.32%	
VN30F2207	1,336.10	0.35%	
VN30F2206	1,335.30	0.17%	



GLOBAL MARKET		1D	YTD
Nikkei	28,246.53	0.00%	-1.89%
Shanghai	3,238.95	-0.76%	-11.01%
Kospi	2,625.44	-0.03%	-11.83%
Hang Seng	21,869.05	-0.78%	-6.53%
STI (Singapore)	3,209.62	-0.50%	2.75%
SET (Thái Lan)	1,641.34	0.27%	-0.98%
Crude oil (\$/barrel)	121.88	-0.49%	59.32%
Gold (\$/ounce)	1,851.10	-0.24%	1.66%

Asian stocks mostly fell on June 9. Traders await China's trade data, which is due to be released later today. In China, the Shanghai Composite Index fell 0.76%. Hong Kong's Hang Seng Index fell 0.78%. The Kospi (South Korea) index fell 0.03%.

VIETNAM ECONOMY		1D (bps)	YTD (bps)
Vnibor	0.42%	0	-39
Deposit interest 12M	5.60%	0	0
5 year-Gov. Bond	2.56%	2	155
10 year-Gov. Bond	3.12%	-9	112
USD/VND	23,375	0	1.90%
EUR/VND	25,263	0	-4.55%
CNY/VND	3,544	0	-3.12%

According to a survey conducted by the German Chambers of Industry and Commerce with 4,200 German enterprises in 92 countries, 60.7% of German enterprises in Vietnam said that the production and business situation in Vietnam has not changed, 35.7% felt better and only 3.6% businesses had a decrease in activity.

EVENT CALENDER

Ticker	Ex-right Date	Last register Date	Exercise Date	Type	Rate	Value
DVP	6/9/2022	6/10/2022	6/30/2022	Cash		3,500
THT	6/9/2022	6/10/2022	7/6/2022	Cash		1,200
DC4	6/9/2022	6/10/2022		Stock	20:1	
TRA	6/9/2022	6/10/2022	6/27/2022	Cash		1,000
GDW	6/9/2022	6/10/2022	6/20/2022	Cash		1,000
AMC	6/9/2022	6/10/2022	6/20/2022	Cash		2,000
DBD	6/9/2022	6/10/2022		Stock	10:3	
FPT	6/13/2022	6/14/2022	6/27/2022	Cash		1,000
FPT	6/13/2022	6/14/2022		Stock	5:1	

SELECTED NEWS

Governor Nguyen Thi Hong: Do not let profiteering in the implementation of the 2% support package

The Ministry of Finance continues to study and advise on tax reduction plans for gasoline

German businesses are not satisfied with Vietnam's infrastructure

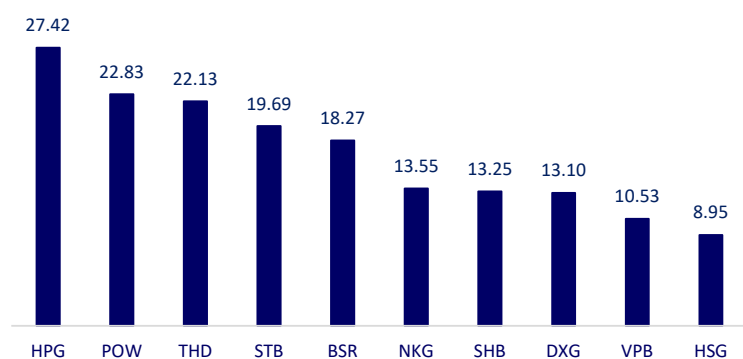
Inflation in the euro area is the highest in history

Ukraine stops exporting coal and gas

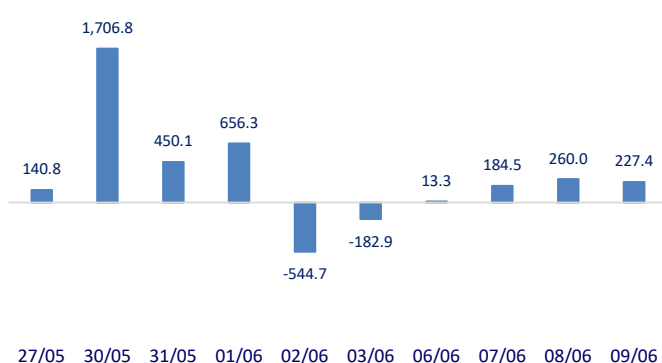
Russia's May Inflation Drops

	Close	1D	5D	Buying vol.	Selling vol.	Content
VCB	77,800	-1.77%	-1.52%	2,094,600	1,973,100	VCB: continues to announce the 15th auction of the debt of Viet Truong Son Co., Ltd. By the end of April 30, 2021, the total outstanding debt of Viet Truong Son is more than 33.3 billion VND, of which the principal is 12 billion dong, 21.3 billion dong of debt. The collateral for the debt includes land use rights and other assets attached to land in Da Lat city, Lam Dong province.
BID	34,500	0.58%	-0.58%	831,400	1,142,300	
CTG	27,700	0.00%	-0.18%	7,304,000	5,551,000	
TCB	37,400	0.40%	2.75%	8,952,000	10,036,100	
VPB	31,500	-0.94%	4.13%	19,227,900	20,294,700	
MBB	27,800	-0.54%	2.21%	12,808,800	11,981,700	
HDB	25,800	-0.58%	-0.77%	1,457,900	2,538,700	
TPB	30,050	-0.66%	-6.09%	3,275,700	3,200,600	
STB	22,300	3.24%	3.48%	25,083,700	30,969,500	
ACB	25,750	0.19%	1.58%	6,101,700	7,300,100	
NVL	76,500	0.13%	-3.04%	3,371,400	3,239,900	NVL: Since the beginning of the year, Novaland has issued 5 bonds with a total value of VND7,057b. After the issuance, NVL's total debt increased from VND57,317b to VND63,091b.
KDH	41,050	-0.61%	0.12%	1,273,900	1,415,100	
PDR	53,200	0.95%	-1.85%	2,361,700	2,471,000	
GAS	127,600	-1.01%	7.32%	2,374,300	2,314,300	POW: just announced May business results with a revenue of VND 2,433 billion, exceeding 26% of the monthly target and down 4% compared to the same period in 2021.
POW	15,900	3.25%	17.34%	70,225,800	61,535,100	
PLX	46,900	0.11%	7.82%	1,417,500	1,739,900	
VIC	78,100	0.00%	-1.01%	2,700,700	3,062,500	VRE: may be sold 3 million shares by V.N.M ETF fund in the restructuring period from June 13-17, 2022
VHM	68,300	-0.29%	-1.73%	5,049,700	6,609,400	
VRE	30,900	1.64%	3.17%	2,453,300	2,888,000	
VNM	70,200	-1.13%	-1.27%	1,972,700	2,234,100	MSN: Listing more than 7,083,207 ESOP shares, bringing the total number of outstanding shares to 1,423 million shares.
MSN	118,500	-0.67%	3.67%	1,199,300	1,285,300	
SAB	157,000	-1.69%	2.61%	244,500	253,500	
BVH	127,800	0.63%	-0.70%	847,000	784,100	VJC: In order to prepare for the post-epidemic recovery plan, Vietjet has signed a strategic partnership agreement with Airbus Group on the implementation of the ordered aircraft contract, cooperation in developing the wide-body fleet, and many other supports after the pandemic. Vietjet has invested in a fleet of wide-body Airbus A330-300 under the low-cost aviation model, opening a new phase of developing longer-range routes.
VJC	127,800	0.63%	-0.70%	847,000	784,100	
FPT	115,300	0.26%	3.41%	3,067,200	4,157,400	
MWG	152,800	-0.39%	4.13%	2,379,700	2,469,100	
PNJ	128,500	0.39%	4.30%	1,127,000	1,710,900	
GVR	27,450	1.48%	6.40%	4,519,800	5,484,200	
SSI	29,000	-1.02%	0.00%	13,947,400	22,077,000	
HPG	33,800	2.74%	1.96%	49,221,800	46,453,200	

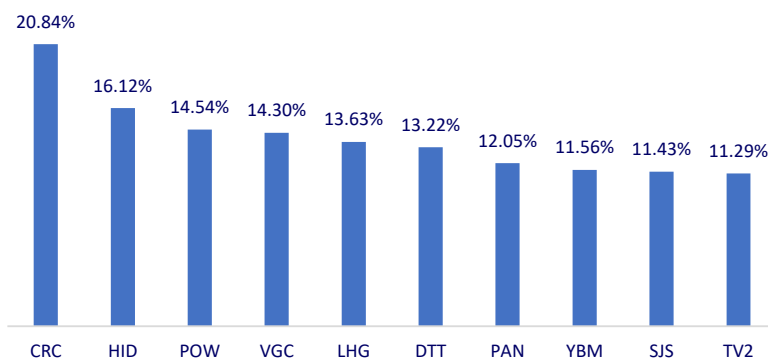
Top most traded tickers (Volume - in million)



Foreign net flow 10 nearest sessions (Billion VND)



Top increases in 3 consecutive sessions



Top decreases in 3 consecutive sessions

