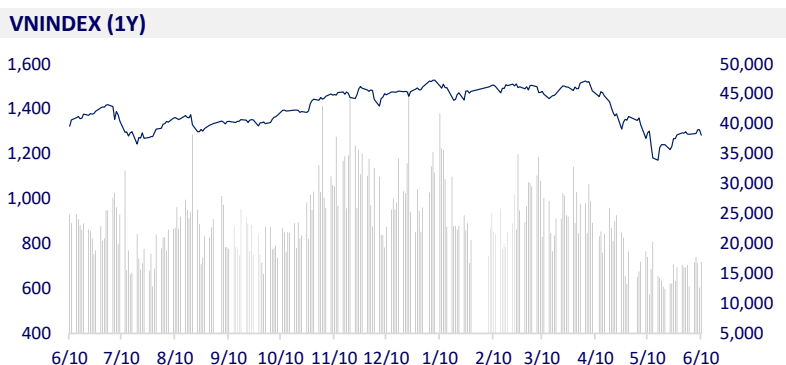
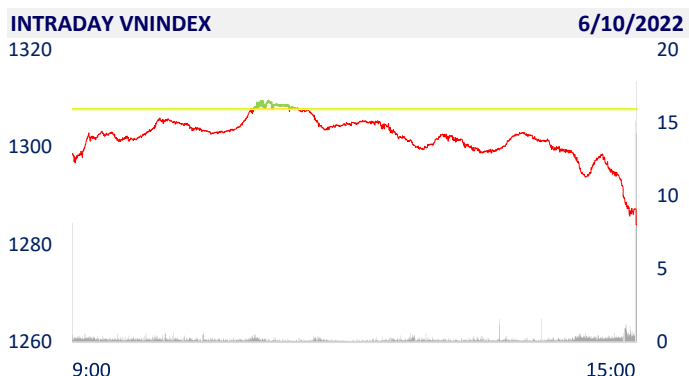
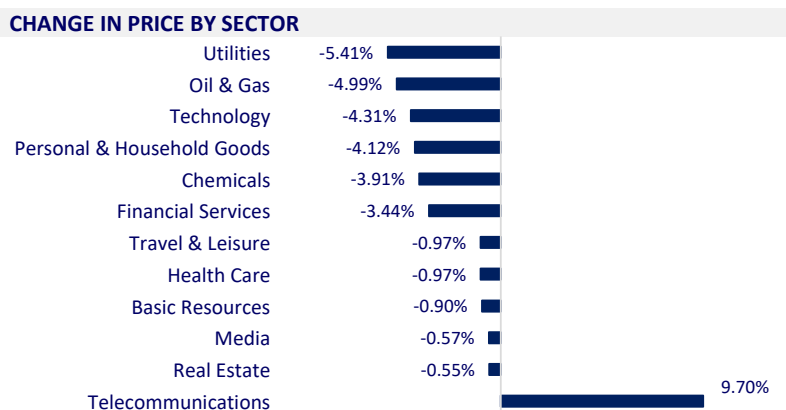


VIETNAM STOCK MARKET		1D	YTD
VN-INDEX	1,284.08	-1.81%	-14.30%
VN30	1,325.69	-1.28%	-13.68%
HNX	306.44	-2.01%	-35.35%
UPCOM	93.72	-1.23%	-16.83%
Net Foreign buy (B)	90.85		
Total trading value (B)	21,275.69	32.80%	-31.53%

Selling pressure was strong, VN-Index dropped nearly 24 points. Market liquidity increased sharply compared to the previous session, the total matched value reached 19,100 billion dong, up 36%, of which, matched value on HoSE alone increased 30.7% to 15,525 billion dong. Foreign investors net bought about 90 billion dong.



ETF & DERIVATIVES		1D	YTD
E1FVN30	22,400	-0.22%	-13.28%
FUEMAV30	15,670	-0.82%	-13.38%
FUESSV30	16,290	-8.53%	-14.26%
FUESSV50	19,020	-0.94%	-16.94%
FUESSVFL	17,480	0.75%	-22.24%
FUEVFVND	28,800	-2.04%	2.67%
FUEVN100	17,000	3.03%	-20.86%
VN30F2212	1,312.50	-1.61%	
VN30F2209	1,310.90	-1.72%	
VN30F2207	1,310.00	-1.95%	
VN30F2206	1,311.10	-1.81%	



GLOBAL MARKET		1D	YTD
Nikkei	27,824.29	-0.17%	-3.36%
Shanghai	3,284.83	1.42%	-9.75%
Kospi	2,595.87	-1.13%	-12.82%
Hang Seng	21,806.18	0.96%	-6.80%
STI (Singapore)	3,181.73	-0.87%	1.86%
SET (Thái Lan)	1,632.62	-0.53%	-1.51%
Crude oil (\$/barrel)	122.53	1.66%	60.17%
Gold (\$/ounce)	1,845.65	-0.14%	1.36%

Asian stocks were mixed in the session 10/6 after China's inflation data was released. Investors are also waiting for the rate of increase in consumer prices in the US, which is expected to be announced today. In China, the Shanghai Composite Index rose 1.42% to 3,284.83 points. Hong Kong's Hang Seng Index rose 0.96%. In Japan, the Nikkei 225 index fell 0.17%. The Kospi (South Korea) index fell 1.13%.

VIETNAM ECONOMY		1D (bps)	YTD (bps)
Vnibor	0.38%	-4	-43
Deposit interest 12M	5.60%	0	0
5 year-Gov. Bond	2.60%	4	159
10 year-Gov. Bond	3.11%	-1	111
USD/VND	23,400	0	2.01%
EUR/VND	25,008	0	-5.52%
CNY/VND	3,533	0	-3.42%

Ho Chi Minh City Department of Industry and Trade estimated retail sales of goods in May reached VND 57,757 billion, up 3.08% from the previous month, up 13.8% over the same period and the highest since January 2021. In which, retail sales of goods in May was estimated at VND 57,757 billion, up 3.08% over the previous month and up 13.8% compared to May 2021.

EVENT CALENDER

Ticker	Ex-right Date	Last register Date	Exercise Date	Type	Rate	Value
FPT	6/13/2022	6/14/2022	6/27/2022	Cash		1,000
FPT	6/13/2022	6/14/2022		Stock	5:1	
GMC	6/13/2022	6/14/2022	6/24/2022	Cash		2,000
PHP	6/13/2022	6/14/2022	6/30/2022	Cash		400
DTK	6/13/2022	6/14/2022	6/28/2022	Cash		600
NTH	6/14/2022	6/15/2022	6/30/2022	Cash		1,000
MVB	6/14/2022	6/15/2022	6/22/2022	Cash		1,600
VSI	6/14/2022	6/15/2022	6/27/2022	Cash		2,000
BCF	6/14/2022	6/15/2022		Stock	100:10	

SELECTED NEWS

SBV Governor: Credit limit tool has prevented interest rate races

Retail sales in Ho Chi Minh City highest in 4 years

Vietnam can become a global supply chain

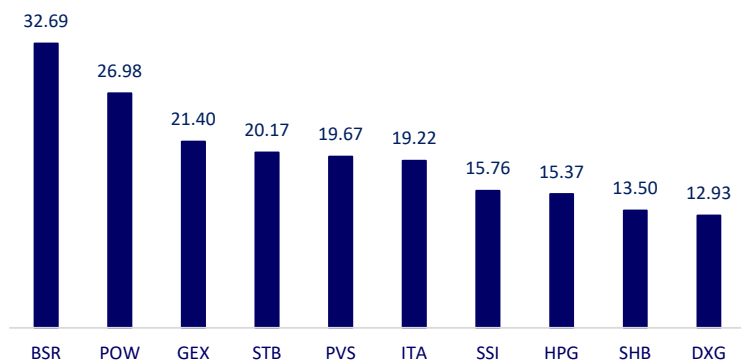
EU bans sale of petrol and diesel cars from 2035

US Treasury Secretary: There is no sign of the economy falling into recession

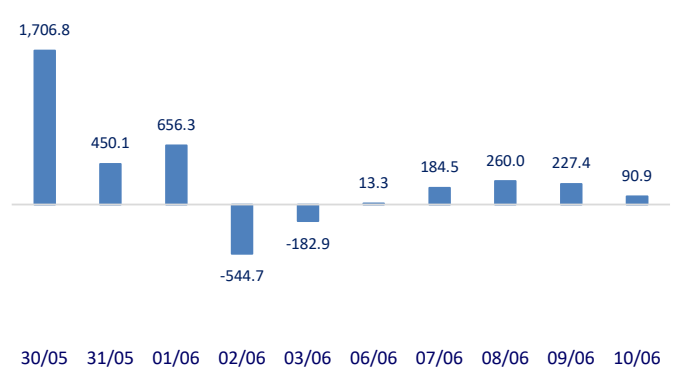
China's producer price index decelerates in May

	Close	1D	5D	Buying vol.	Selling vol.	Content
VCB	77,700	-0.13%	0.26%	864,000	1,034,400	A series of banks have started implementing capital raising plans recently. SeABank announced that on June 17, it will close the list of shareholders to pay dividends in shares and issue shares to increase capital from equity. Previously, VIB and ACB were the two banks that implemented the plan to increase charter capital at the earliest this year. Specifically, on June 3, ACB closed the list of shareholders to issue 675.4 million shares paying 25% dividend. ACB's charter capital was raised from more than 27,019 billion VND to 33,774 billion VND.
BID	33,800	-2.03%	-1.60%	1,517,000	1,602,900	
CTG	27,100	-2.17%	-1.09%	5,125,200	5,701,700	
TCB	37,950	1.47%	4.12%	13,744,200	15,355,700	
VPB	30,900	-1.90%	0.49%	17,980,500	19,807,700	
MBB	27,500	-1.08%	0.36%	10,015,000	11,811,400	
HDB	25,900	0.39%	1.97%	6,207,100	5,887,300	
TPB	29,700	-1.16%	-6.75%	2,784,100	3,370,700	
STB	21,900	-1.79%	3.55%	28,443,400	37,182,000	
ACB	25,200	-2.14%	-0.40%	4,545,400	5,815,400	
NVL	77,000	0.65%	-0.65%	2,914,800	3,141,400	NVL: By 2025, it is expected that Nova Consumer's revenue structure will shift to 40% from the consumer goods industry and about 60% from the agricultural segment.
KDH	40,950	-0.24%	0.37%	1,149,700	976,000	
PDR	52,700	-0.94%	-1.86%	2,126,900	2,297,100	POW: POW is conducting divestment of Viet Lao Power JSC, expected to record an extraordinary profit of 308b VND and complete the procedure in the second quarter of this year.
GAS	118,700	-6.97%	-4.43%	3,427,700	4,229,900	
POW	15,000	-5.66%	11.11%	61,730,100	60,981,500	
PLX	45,000	-4.05%	3.45%	2,479,300	3,222,800	VIC: VinFast VF 9 continues to be exported to China via land through Huu Nghi - Lang Son border gate, possibly for research and testing purposes.
VIC	78,000	-0.13%	-1.02%	2,059,200	2,197,900	
VHM	68,300	0.00%	-1.59%	3,521,700	3,953,800	VNM: Vinamilk invests in developing nutritional solutions to support immunity and enhance health for young children and the elderly.
VRE	30,500	-1.29%	1.84%	2,748,800	3,848,700	
VNM	69,500	-1.00%	-1.14%	2,353,600	2,449,900	
MSN	117,000	-1.27%	3.72%	1,055,500	1,088,500	
SAB	157,700	0.45%	1.61%	120,500	149,500	
BVH	127,700	-0.08%	0.55%	874,700	909,800	
VJC	127,700	-0.08%	0.55%	874,700	909,800	
FPT	110,000	-4.60%	-3.51%	4,427,300	5,887,300	
MWG	150,000	-1.83%	-1.45%	3,621,500	4,784,100	
PNJ	120,700	-6.07%	-2.03%	1,810,900	2,099,500	
GVR	26,100	-4.92%	4.40%	4,086,100	5,374,500	
SSI	27,850	-3.97%	-4.79%	22,905,700	30,675,300	SSI: on June 23, the last registration was made to make a list of shareholders paying cash dividends (10%) and exercise the right to buy shares offered to existing shareholders. With 992.7 million shares outstanding, the company will spend nearly VND993b to pay dividends. With the capital increase plan, the company will issue 497.4m shares, the distribution rate is 50% at the price of 15,000 VND/share. After completing the issuance, the charter capital is expected to increase to VND 14,900 billion.
HPG	33,600	-0.59%	0.60%	23,599,300	32,590,000	

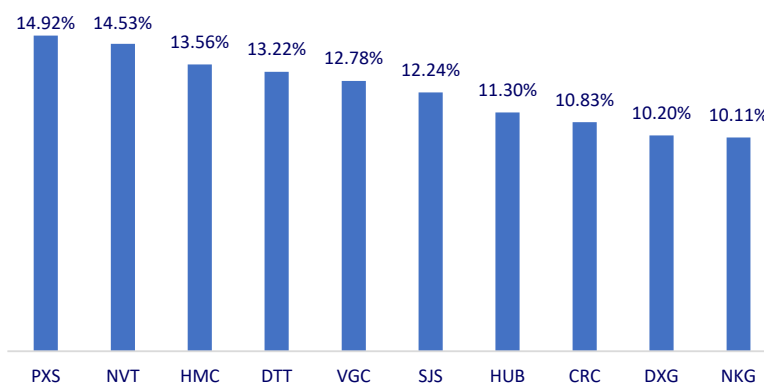
Top most traded tickers (Volume - in million)



Foreign net flow 10 nearest sessions (Billion VND)



Top increases in 3 consecutive sessions



Top decreases in 3 consecutive sessions

