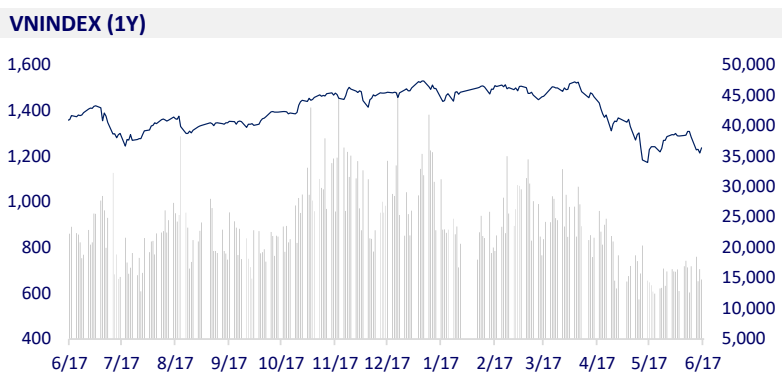
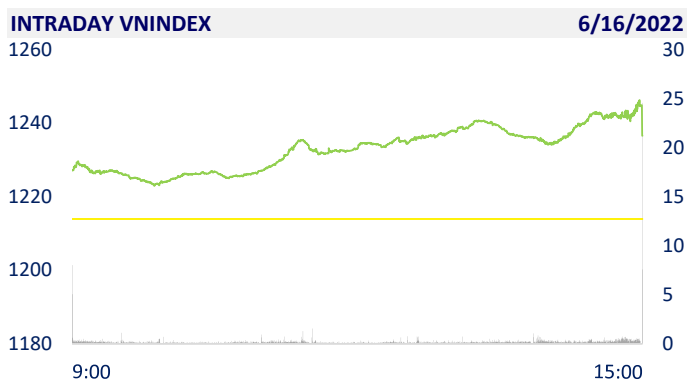
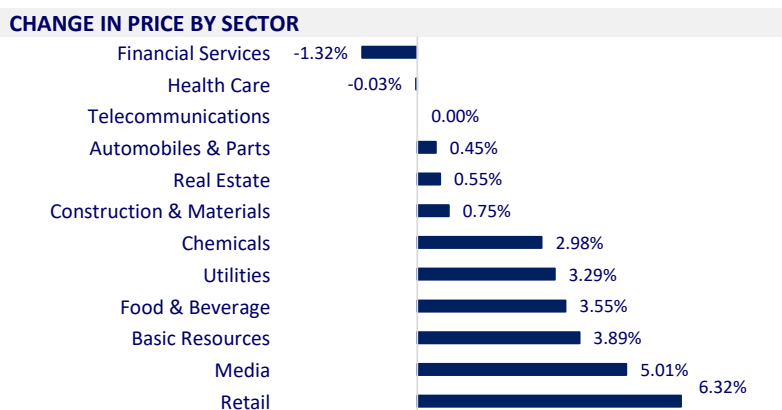


VIETNAM STOCK MARKET		1D	YTD
VN-INDEX	1,236.63	1.87%	-17.46%
VN30	1,280.37	2.18%	-16.63%
HNX	287.77	1.60%	-39.29%
UPCOM	89.25	0.68%	-20.79%
Net Foreign buy (B)	1,408.54		
Total trading value (B)	17,541.55	-9.80%	-43.55%

A series of industry groups broke through, VN-Index increased by nearly 23 points. Market liquidity decreased slightly compared to the previous session. The total matched value reached 15,990 billion dong, down 5.5%, of which, the matched value on HoSE alone decreased by 11.2% to 6,976 billion dong. Foreign investors saw a strong net buying of 1,408 billion dong.



ETF & DERIVATIVES		1D	YTD
E1VFN30	21,900	4.24%	-15.21%
FUEMAV30	15,140	2.23%	-16.31%
FUESSV30	16,000	-10.16%	-15.79%
FUESSV50	18,910	-3.47%	-17.42%
FUESSVFL	16,220	-1.40%	-27.85%
FUEVFVND	28,220	2.28%	0.61%
FUEVN100	16,840	0.96%	-21.60%
VN30F2212	1,252.30	0.22%	
VN30F2209	1,260.00	1.37%	
VN30F2207	1,259.50	1.73%	
VN30F2206	1,286.00	2.77%	



GLOBAL MARKET		1D	YTD
Nikkei	26,431.20	-1.60%	-8.20%
Shanghai	3,285.38	-0.61%	-9.74%
Kospi	2,451.41	0.16%	-17.67%
Hang Seng	20,845.43	-2.55%	-10.91%
STI (Singapore)	3,097.43	-0.27%	-0.84%
SET (Thái Lan)	1,561.10	-2.04%	-5.82%
Crude oil (\$/barrel)	113.95	-2.29%	48.95%
Gold (\$/ounce)	1,822.05	-0.65%	0.07%

Asian stocks mostly fell in the session on June 16, contrary to the gain of US stocks after the Federal Reserve (Fed) decided to raise interest rates by 0.75%, a high increase, the highest since 1994. In Japan, the Nikkei 225 index rose and fell 1.6%. In South Korea, the Kospi index also increased 1.16%. In China, the Shanghai Composite Index fell 0.61%. Hong Kong's Hang Seng Index drops 2.55%.

VIETNAM ECONOMY		1D (bps)	YTD (bps)
Vnibor	0.37%	1	-44
Deposit interest 12M	5.60%	0	0
5 year-Gov. Bond	2.60%	-9	159
10 year-Gov. Bond	3.15%	-11	115
USD/VND	23,455	0	2.24%
EUR/VND	24,630	0	-6.94%
CNY/VND	3,530	0	-3.50%

Vietnam ranks No. 1 in the list of 25 countries with the fastest recovering domestic aviation market in the world. According to the Civil Aviation Authority of Vietnam, in the first six months of the year, the number of passengers passing through Vietnam's airports is estimated at 40.7 million, an increase of nearly 57% over the same period in 2021.

**EVENT CALENDER**

Ticker	Ex-right Date	Last register Date	Exercise Date	Type	Rate	Value
PTS	6/16/2022	6/17/2022	6/28/2022	Cash		800
CLC	6/16/2022	6/17/2022	6/30/2022	Cash		2,500
IPA	6/16/2022	6/17/2022		Stock	10:2	
MWG	6/16/2022	6/17/2022		Stock	1:1	
TN1	6/16/2022	6/17/2022	6/30/2022	Cash		500
TN1	6/16/2022	6/17/2022		Stock	100:25	
HAP	6/17/2022	6/20/2022	7/29/2022	Cash		400
HPG	6/17/2022	6/20/2022	7/6/2022	Cash		500
HPG	6/17/2022	6/20/2022		Stock	10:3	

## SELECTED NEWS

Proposal to reduce the tax bracket for environmental protection with gasoline

Invested nearly 45,000 billion VND to build 180km of highway for the Mekong Delta

Vietnam's domestic aviation market recovers fastest in the world

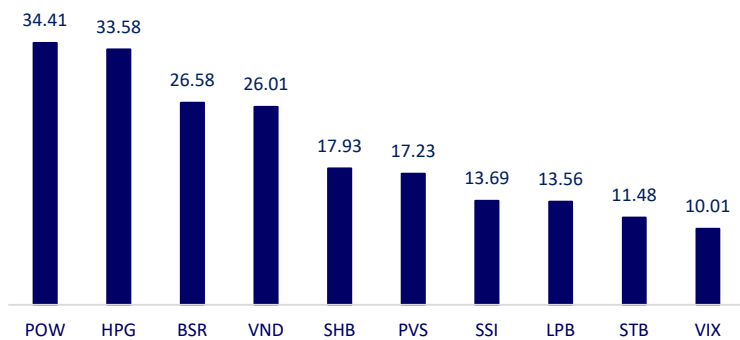
The US may be about to fall into a "mild recession" after the Fed raised interest rates sharply

IEA: Oil supply will struggle to catch up with demand in 2023

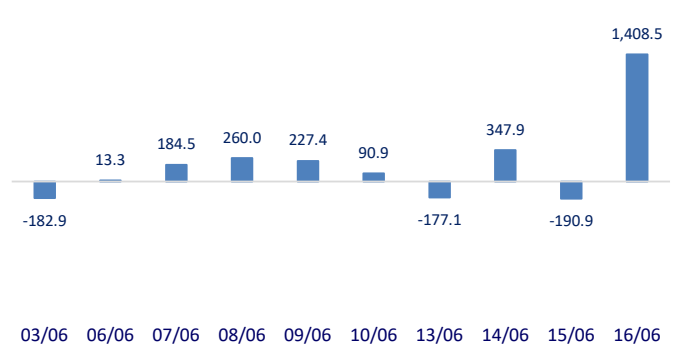
US extends sanctions waiver for Russian energy

	Close	1D	5D	Buying vol.	Selling vol.	Content
VCB	79,100	3.40%	1.67%	2,055,100	2,192,500	The bank's deputy governor directed VPBank and HDBank to launch a package of 20 trillion VND, with an interest rate equal to half of the market to support workers. To do this, the State Bank will supervise lending to meet the legitimate needs of workers. The State Bank is looking forward to the cooperation of the Vietnam General Confederation of Labor to lend to the right subjects, manage the loans, and lend for the right purposes.
BID	32,300	0.94%	-6.38%	2,062,400	2,246,400	
CTG	24,700	0.82%	-10.83%	3,594,000	3,706,900	
TCB	36,050	0.98%	-3.61%	9,182,700	8,436,400	
VPB	29,000	0.52%	-7.94%	8,564,900	9,230,900	
MBB	24,900	0.00%	-10.43%	12,691,800	11,693,200	
HDB	24,950	1.84%	-3.29%	3,993,400	3,504,700	
TPB	26,800	0.94%	-10.82%	4,114,300	4,731,200	
STB	21,000	1.45%	-5.83%	16,909,900	24,024,200	
ACB	24,100	2.12%	-6.41%	5,486,500	2,821,300	
NVL	77,500	1.44%	1.31%	4,236,100	5,055,000	PDR: According to data from the beginning of this year, Phat Dat's total land bank reached 7,404 hectares, including land for housing development and industrial park land.
KDH	39,100	2.62%	-4.75%	1,056,900	872,000	
PDR	50,800	4.10%	-4.51%	2,341,600	2,258,300	POW: Around October 2024 PV Power will commercially operate unit 1 of the Nhon Trach 3 & 4 thermal power plant project, and after 6 months will operate unit 2.
GAS	128,000	3.23%	0.31%	4,003,300	4,040,900	
POW	15,400	6.21%	-3.14%	75,035,000	44,602,800	
PLX	42,050	2.56%	-10.34%	1,537,200	1,701,900	VIC: In addition to cooperating in exploiting electric vehicle charging stations, Vingroup will create conditions for Petrolimex to develop petrol stations on land funds that the group owns
VIC	76,600	-0.13%	-1.92%	2,755,300	3,064,200	
VHM	66,000	0.15%	-3.37%	3,660,600	4,514,700	
VRE	29,200	1.04%	-5.50%	4,702,700	5,608,400	MSN: By the end of Q1, this chain had 2,832 stores including 124 WinMart and 2,708 WinMart+, an increase of 109 new stores in the first 3 months of the year and an increase of 354 stores.
VNM	68,000	5.43%	-3.13%	3,776,900	3,237,300	
MSN	110,700	4.43%	-6.58%	2,158,300	1,682,300	
SAB	156,400	2.89%	-0.38%	310,700	267,000	HPG: Hoa Phat Dung Quat 2 Iron and Steel Production Complex has been deployed in Quang Ngai province to produce hot rolled coil (HRC) with a capacity of 5.6 million tons/year. Currently, the project is on track with the schedule when in May, Hoa Phat has signed all major contracts. It is expected that when completed in 2024, Hoa Phat's steel production capacity will reach about 14 million tons/year.
BVH	125,400	0.72%	-1.88%	1,047,400	922,500	
VJC	125,400	0.72%	-1.88%	1,047,400	922,500	
FPT	92,000	1.66%	-3.38%	4,309,400	4,811,900	MWG
MWG	79,000	6.97%	3.40%	10,257,400	8,854,500	
PNJ	121,800	3.22%	-5.21%	2,073,600	1,817,700	
GVR	23,500	1.95%	-14.39%	3,083,100	2,998,400	SSI
SSI	22,150	-2.21%	-23.62%	20,478,700	27,415,400	
HPG	31,000	5.44%	-8.28%	52,828,100	48,078,800	

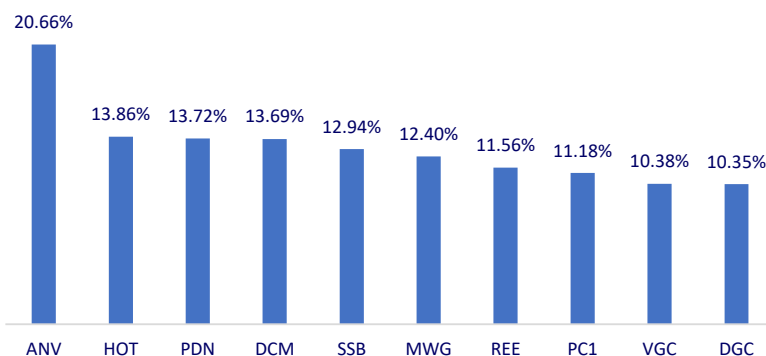
Top most traded tickers (Volume - in million)



Foreign net flow 10 nearest sessions (Billion VND)



Top increases in 3 consecutive sessions



Top decreases in 3 consecutive sessions

