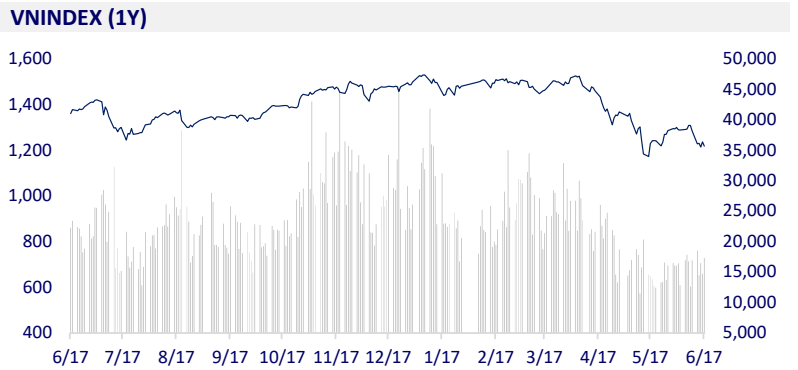
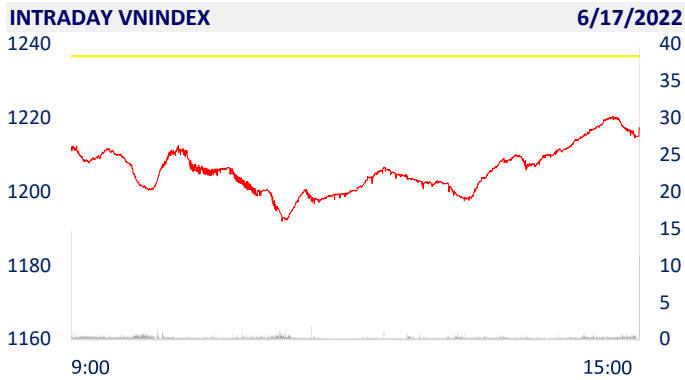
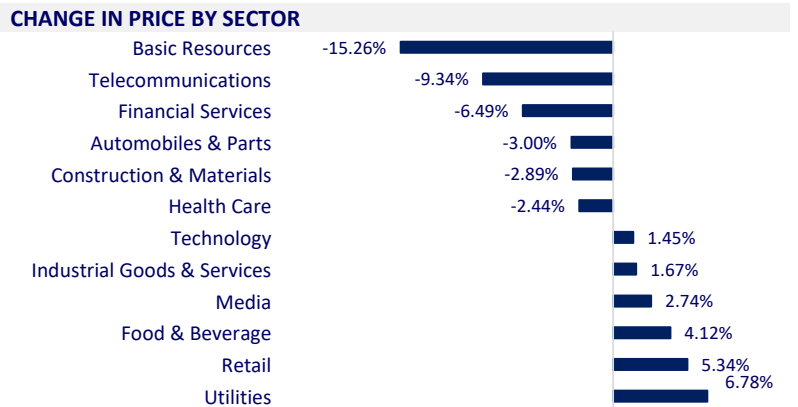


VIETNAM STOCK MARKET		1D	YTD
VN-INDEX	1,217.30	-1.56%	-18.75%
VN30	1,258.03	-1.74%	-18.08%
HNX	280.06	-2.68%	-40.91%
UPCOM	87.10	-2.41%	-22.70%
Net Foreign buy (B)	634.79		
Total trading value (B)	20,425.20	16.44%	-34.26%

VN-Index dropped more than 19 points in the session of unstructured ETFs. Market liquidity increased compared to the previous session with a total matched value of 17,797 billion dong, up 11.3%, of which, matched value on HoSE alone increased by 13.2% to 15,637 billion dong. Foreign investors net bought nearly 635 billion dong.



ETF & DERIVATIVES		1D	YTD
E1VFN30	21,400	-2.28%	-17.15%
FUEMAV30	14,840	-1.98%	-17.97%
FUESSV30	16,100	-9.60%	-15.26%
FUESSV50	17,600	-6.93%	-23.14%
FUESSVFL	16,220	0.00%	-27.85%
FUEVFVND	27,730	-1.74%	-1.14%
FUEVN100	16,800	-0.24%	-21.79%
VN30F2212	1,244.00	-0.66%	
VN30F2209	1,240.00	-1.59%	
VN30F2208	1,243.70	-1.25%	
VN30F2207	1,245.20	-3.17%	



GLOBAL MARKET		1D	YTD
Nikkei	25,963.00	0.51%	-9.82%
Shanghai	3,316.79	0.96%	-8.87%
Kospi	2,440.93	-0.43%	-18.02%
Hang Seng	21,075.00	0.57%	-9.93%
STI (Singapore)	3,098.09	0.02%	-0.82%
SET (Thái Lan)	1,559.39	-0.11%	-5.93%
Crude oil (\$/barrel)	117.94	0.90%	54.17%
Gold (\$/ounce)	1,849.45	0.02%	1.57%

Asian stocks mixed after the decline of US stocks on June 17 session in the context of investors worried that the drastic tightening of monetary policy globally could drag the world economy into recession. withdrawal. In Japan, the Nikkei 225 index rose 0.51%. South Korea's Kospi index fell 0.43%. In China, the Shanghai Composite Index rose 0.96%. Hong Kong's Hang Seng Index rose 0.57%.

VIETNAM ECONOMY		1D (bps)	YTD (bps)
Vnibor	0.37%	0	-44
Deposit interest 12M	5.60%	0	0
5 year-Gov. Bond	2.53%	-7	152
10 year-Gov. Bond	3.12%	-3	112
USD/VND	23,460	0	2.27%
EUR/VND	24,872	0	-6.03%
CNY/VND	3,536	0	-3.34%

For the domestic market, the total retail sales of goods and services in May 2022 increased by 22.6%, the second consecutive month with a growth rate above double digits. Generally in 5 months, an increase of 9.7% over the same period last year, if excluding the price factor, the increase of 6.3% (the same period decreased by 1%).

EVENT CALENDER

Ticker	Ex-right Date	Last register Date	Exercise Date	Type	Rate	Value
HAP	6/17/2022	6/20/2022	7/29/2022	Cash		400
HPG	6/17/2022	6/20/2022	7/6/2022	Cash		500
HPG	6/17/2022	6/20/2022		Stock	10:3	
CKV	6/17/2022	6/20/2022	6/30/2022	Cash		1,100
NBW	6/17/2022	6/20/2022	7/15/2022	Cash		1,200
VCA	6/17/2022	6/20/2022	7/15/2022	Cash		3,000
HVT	6/17/2022	6/20/2022	7/6/2022	Cash		1,500
CTR	6/17/2022	6/20/2022	6/30/2022	Cash		1,000
CTR	6/17/2022	6/20/2022		Stock	1000:231	

SELECTED NEWS

Import and export prospered, the whole country had 27 export products exceeding 1 billion USD

Proposing to develop a law on regional minimum wages

US enterprises "poured" 60 million USD into Da Nang Hi-tech Park

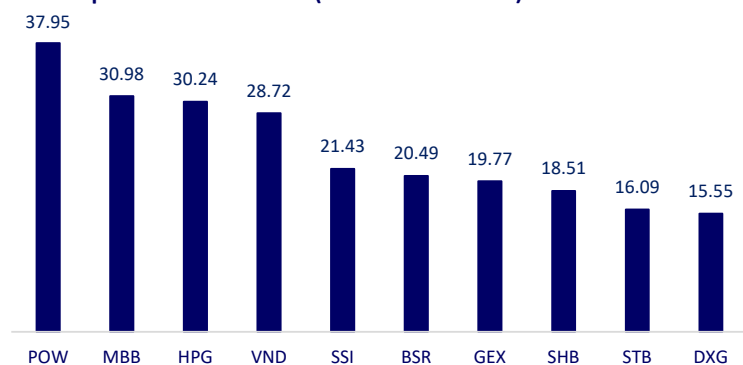
The Bank of England continues to raise interest rates for the 5th time in a row

US strengthens sanctions on Iran, oil prices increase

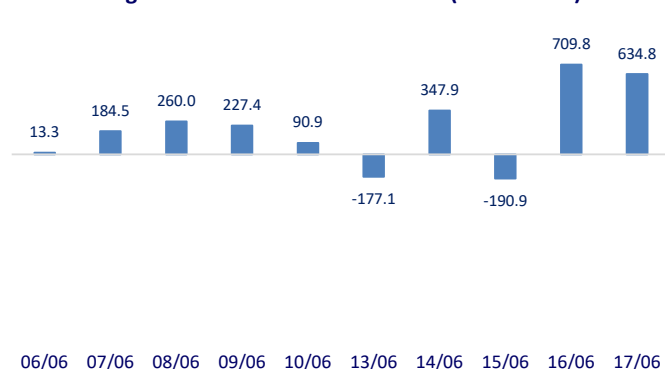
Fed lowers US economic forecast after unusual rate hike decision

	Close	1D	5D	Buying vol.	Selling vol.	Content
VCB	76,100	-3.79%	-2.06%	2,024,100	1,868,400	BID: BIDV announces the auction of assets of Ninh Thuan Agricultural Products Export Joint Stock Company (Nitagrex). The bank said that as of February 22, 2019, the total outstanding debt of businesses at BIDV Ninh Thuan branch was more than 103 billion VND, of which the principal debt was 80.3 billion VND, the rest was interest and penalty interest. The starting price BIDV offered for sale was 45 billion dong, equal to 56% of the original debt of the enterprise at the bank. This debt has been offered for sale by BIDV since 2019 but has not yet recorded the transaction results.
BID	31,600	-2.17%	-6.51%	2,054,700	2,152,900	
CTG	23,550	-4.66%	-13.10%	7,187,700	6,330,900	
TCB	34,500	-4.30%	-9.09%	7,895,600	8,275,500	
VPB	27,900	-3.79%	-9.71%	22,460,800	20,577,600	
MBB	23,300	-6.43%	-15.27%	28,643,500	27,380,700	
HDB	24,600	-1.40%	-5.02%	3,592,300	3,390,200	
TPB	25,500	-4.85%	-14.14%	5,269,100	4,867,000	
STB	20,250	-3.57%	-7.53%	24,997,100	21,080,100	
ACB	23,100	-4.15%	-8.33%	5,727,600	4,646,000	
NVL	75,700	-2.32%	-1.69%	4,105,100	5,549,800	PDR: Proposing research and survey to finance the planning of urban areas in Di Linh town and Gung Re commune, Lam Dong province with an area of 318 hectares.
KDH	39,000	-0.26%	-4.76%	1,509,300	1,151,600	
PDR	50,300	-0.98%	-4.55%	2,431,900	2,531,100	PLX: Expected 5-month accumulated pre-tax profit is about 1,340 billion VND, fulfilling 44% of the year plan and the ability to achieve the production plan progress.
GAS	134,000	4.69%	12.89%	3,162,400	2,642,400	
POW	16,100	4.55%	7.33%	78,688,000	76,657,600	
PLX	41,900	-0.36%	-6.89%	2,177,400	2,040,500	VHM: Vinhomes clearly classifies 3 social housing prices, corresponding to the selling price of VND 300 million, VND 400-700 million and VND 950 million.
VIC	76,600	0.00%	-1.79%	5,253,300	4,928,700	
VHM	66,000	0.00%	-3.37%	4,591,700	4,734,600	VNM: Announced 7/7 is the last registration date to make a list of shareholders to pay the remaining dividend of 2021 (rate 9.5%) and advance the first dividend of 2022 (ratio 15 %)
VRE	29,350	0.51%	-3.77%	3,938,600	4,450,000	
VNM	66,700	-1.91%	-4.03%	4,792,600	4,082,900	
MSN	117,000	5.69%	0.00%	2,711,200	2,315,300	
SAB	156,000	-0.26%	-1.08%	240,500	296,900	FPT: just announced business results for the first 5 months of the year with net revenue of VND 16,227 billion, profit after tax of VND 2,598 billion; respectively increased 22.2% and 30.6% over the same period last year. In May, the company's revenue reached VND 3,236 billion, up 13.6% compared to May 2021; profit after tax increased by 25.1% to 517 billion dong.
BVH	124,900	-0.40%	-2.19%	741,300	951,200	
VJC	124,900	-0.40%	-2.19%	741,300	951,200	
FPT	92,000	0.00%	1.28%	4,724,600	4,126,500	
MWG	77,700	-1.65%	3.60%	6,316,100	6,913,000	
PNJ	122,000	0.16%	1.08%	2,993,500	2,072,500	
GVR	22,700	-3.40%	-13.03%	3,949,800	2,911,400	
SSI	20,600	-7.00%	-26.03%	26,091,700	34,636,800	
HPG	23,200	-1.11%	-8.76%	45,642,700	52,300,000	

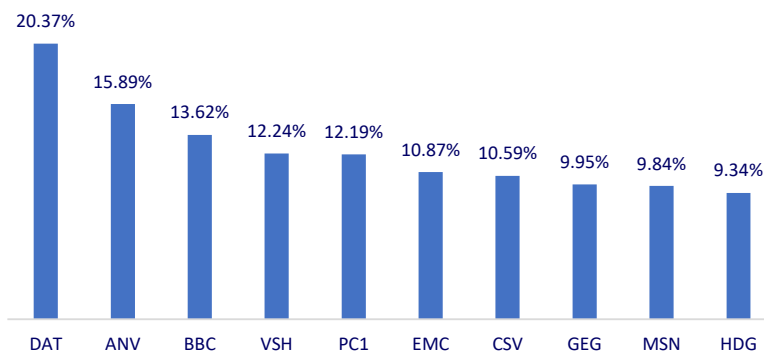
Top most traded tickers (Volume - in million)



Foreign net flow 10 nearest sessions (Billion VND)



Top increases in 3 consecutive sessions



Top decreases in 3 consecutive sessions

