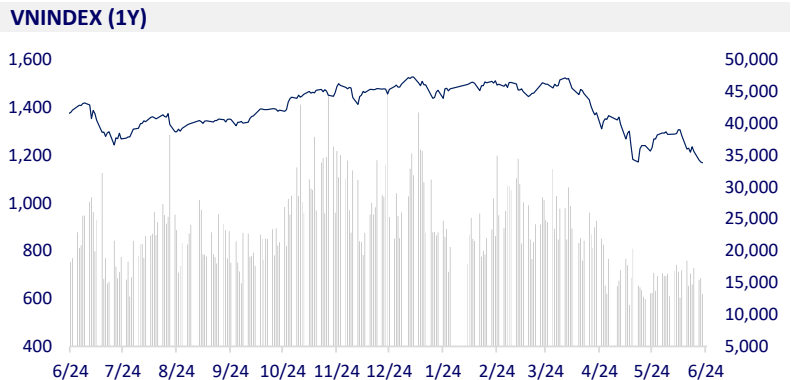
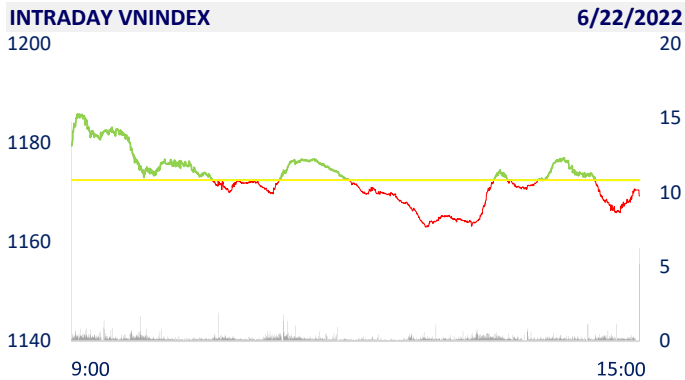
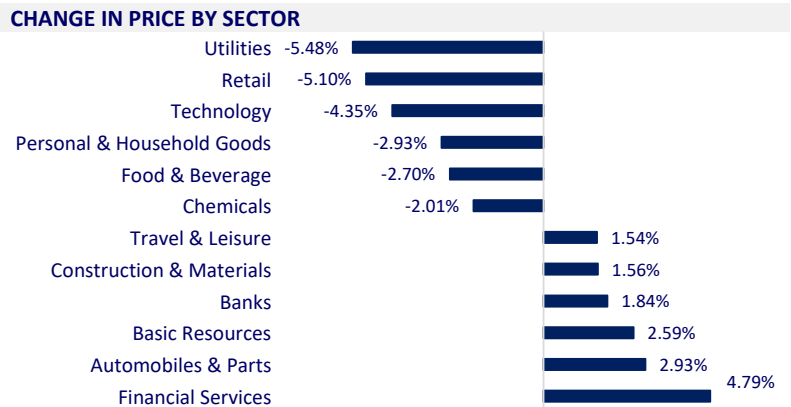


VIETNAM STOCK MARKET		1D	YTD
VN-INDEX	1,169.27	-0.27%	-21.96%
VN30	1,227.18	0.22%	-20.09%
HNX	269.39	1.80%	-43.17%
UPCOM	85.63	0.71%	-24.01%
Net Foreign buy (B)	56.09		
Total trading value (B)	16,034.99	-14.44%	-48.39%

Banking, real estate and securities stocks raced to the ceiling. Market liquidity decreased compared to the previous session. The total matched value reached VND 14,200 billion, down 9.9%, of which, the matched value on HoSE alone decreased by 12.3% to VND 11,914 billion. Foreign investors net bought about 56 billion dong.



ETF & DERIVATIVES		1D	YTD
E1FVN30	20,900	1.46%	-19.09%
FUEMAV30	14,510	0.42%	-19.79%
FUESSV30	15,210	-14.60%	-19.95%
FUESSV50	17,650	0.17%	-22.93%
FUESSVFL	15,400	0.33%	-31.49%
FUEVFVND	26,980	0.30%	-3.81%
FUEVN100	15,390	-0.71%	-28.35%
VN30F2212	1,220.00	-0.36%	
VN30F2209	1,219.60	-0.43%	
VN30F2208	1,219.90	-0.40%	
VN30F2207	1,216.00	-0.98%	



GLOBAL MARKET		1D	YTD
Nikkei	26,149.55	-0.02%	-9.18%
Shanghai	3,267.20	-1.20%	-10.24%
Kospi	2,342.81	-2.74%	-21.32%
Hang Seng	21,008.34	-1.66%	-10.21%
STI (Singapore)	3,093.31	-0.78%	-0.97%
SET (Thái Lan)	1,560.02	-0.92%	-5.89%
Crude oil (\$/barrel)	104.56	-2.36%	36.68%
Gold (\$/ounce)	1,833.95	0.20%	0.72%

Asian stocks fall, BoJ favors ultra-low interest rate policy. In Japan, the Nikkei 225 index fell 0.02%. Korean stocks fell the most in the region. The Kospi index fell 2.74%. Chinese stocks were also in the red. The Shanghai Composite Index fell 1.2% to 3,267.20 points. Hong Kong's Hang Seng Index fell 1.66%.

VIETNAM ECONOMY		1D (bps)	YTD (bps)
Vnibor	0.37%	0	-44
Deposit interest 12M	5.60%	0	0
5 year-Gov. Bond	2.62%	0	161
10 year-Gov. Bond	3.17%	0	117
USD/VND	23,460	0	2.27%
EUR/VND	24,888	0	-5.97%
CNY/VND	3,531	0	-3.47%

The trading session on June 21 witnessed a remarkable move for the Vietnamese financial system when the State Bank (SBV) officially returned to the treasury bill channel after 2 consecutive years of being frozen. Accordingly, the State Bank sold 200 billion dong of 7-day bills at an interest rate of 0.3% per year, equivalent to a net withdrawal of 200 billion dong through this channel.

**EVENT CALENDER**

Ticker	Ex-right Date	Last register Date	Exercise Date	Type	Rate	Value
PRE	6/22/2022	6/23/2022	6/30/2022	Cash		700
SSC	6/22/2022	6/23/2022	7/20/2022	Cash		3,000
SSI	6/22/2022	6/23/2022	7/20/2022	Cash		1,000
DBC	6/22/2022	6/23/2022		Stock	20:1	
LHG	6/23/2022	6/24/2022	7/28/2022	Cash		1,900
PNJ	6/23/2022	6/24/2022	7/21/2022	Cash		600
LIX	6/23/2022	6/24/2022	7/6/2022	Cash		3,000
PGN	6/23/2022	6/24/2022		Stock	100:12	
AAT	6/23/2022	6/24/2022	7/15/2022	Cash		300

## SELECTED NEWS

Ho Chi Minh City calls for investment in 197 projects in 2022

The State Bank of Vietnam restarts the money-sucking channel after two years of freezing

Removing obstacles in the implementation of reducing VAT to 8%

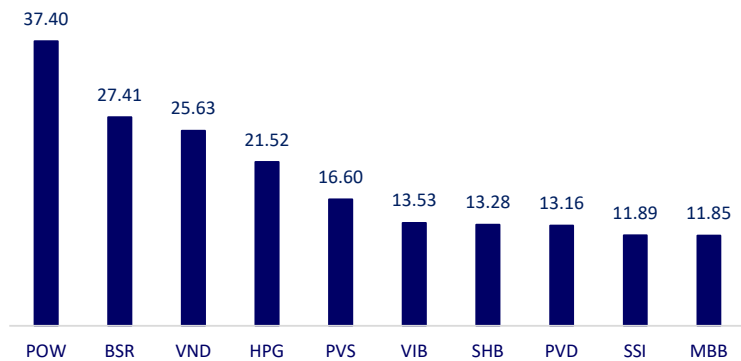
UK inflation hit 9.1%

Reuters: Fed may raise interest rates 75 basis points in July

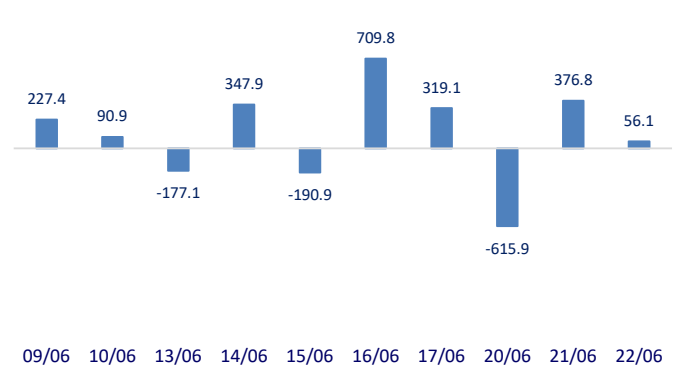
EC President warns EU not to return to coal use

	Close	1D	5D	Buying vol.	Selling vol.	Content
VCB	76,000	-2.19%	-0.65%	1,668,100	1,965,600	ACB: ACB has risen and ranked first in terms of premiums (APE) in the first 4 months with a total APE premium of 565 billion dong. In 2021, the bank ranked 5th in terms of insurance premium revenue of about 1,300 billion VND. ACB signed a 15-year exclusive bancassurance contract with Sun Life in 2020
BID	30,500	0.66%	-4.69%	2,400,900	2,278,900	
CTG	23,600	2.39%	-3.67%	5,124,800	5,250,500	
TCB	34,800	5.45%	-2.52%	10,402,900	8,826,200	
VPB	28,400	4.41%	-1.56%	12,323,400	11,010,600	
MBB	23,450	4.45%	-5.82%	17,711,200	14,607,000	
HDB	23,600	0.00%	-3.67%	2,039,000	2,570,100	
TPB	26,200	2.14%	-1.32%	2,658,500	3,083,000	
STB	20,500	6.77%	-0.97%	24,644,600	17,959,600	
ACB	23,750	3.26%	0.64%	5,806,700	3,962,700	
NVL	75,500	0.00%	-1.18%	3,078,800	4,017,500	NVL: Novaland implemented a stock bonus at the rate of 24.5% to increase capital to nearly 24,300 billion dong. Accordingly, NVL will issue nearly 477.7 million new shares.
KDH	38,500	-0.39%	1.05%	855,300	1,000,800	
PDR	51,800	2.57%	6.15%	2,881,400	2,704,000	
GAS	111,200	-6.95%	-10.32%	2,508,200	3,727,200	PLX: belongs to the group will arrange to reduce the state ownership from 51-65% in period of 2021-2025. Based on the new guidance, the group will soon have a plan to reduce it below 65%.
POW	13,000	-6.81%	-10.34%	56,231,600	72,401,600	
PLX	39,500	1.28%	-3.66%	1,041,800	1,172,500	
VIC	75,000	0.00%	-2.22%	2,180,500	2,856,500	VIC: VinFast is ambitious to deliver 1 million electric cars globally in the next 5 years. VinFast may start building a factory in North Carolina in September this year.
VHM	64,800	-0.31%	-1.67%	4,697,600	6,314,800	
VRE	28,500	1.79%	-1.38%	1,911,300	2,112,600	MSN: Saving on selling and administrative expenses and increasing gross profit margin is the key to making WinCommerce very close to the break-even point at the end of 2021.
VNM	70,600	-4.21%	9.46%	3,373,100	4,812,700	
MSN	106,000	-4.50%	0.00%	1,212,400	1,453,900	
SAB	156,000	0.65%	2.63%	198,600	302,400	HPG: To imagine the fierce fall of the leading steel stock, the \$5.6 billion loss that Hoa Phat lost in just the past 8 months is more than 3 times the capitalization of two large securities companies. The market capitalization is VND and SSI combined and is equivalent to the total capitalization of 5 mid-range commercial banks such as VIB, MSB, OCB, LPB, and NCB.
BVH	129,300	1.17%	3.86%	1,115,800	1,124,700	
VJC	129,300	1.17%	3.86%	1,115,800	1,124,700	
FPT	84,500	-5.16%	-6.63%	4,238,300	5,012,800	
MWG	69,800	-5.03%	-5.48%	6,330,400	8,241,000	
PNJ	116,000	-3.17%	-1.69%	1,922,100	1,915,600	
GVR	21,800	0.46%	-5.42%	2,610,500	2,395,900	
SSI	17,700	7.06%	-13.50%	34,340,600	12,083,300	
HPG	21,500	3.37%	-3.37%	35,723,300	31,880,500	

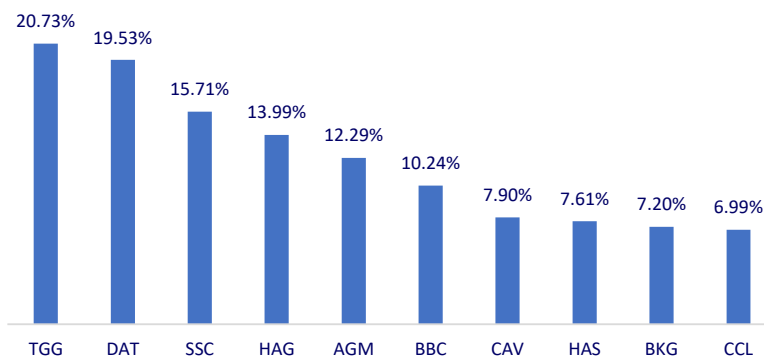
Top most traded tickers (Volume - in million)



Foreign net flow 10 nearest sessions (Billion VND)



Top increases in 3 consecutive sessions



Top decreases in 3 consecutive sessions

