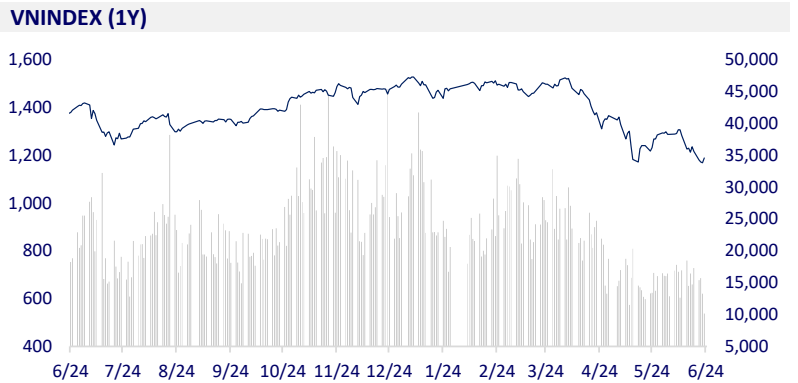
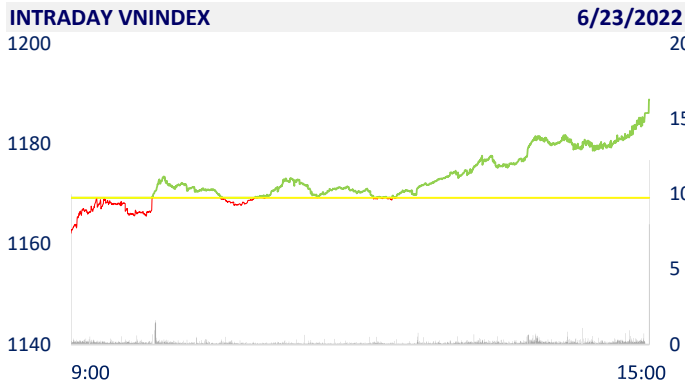
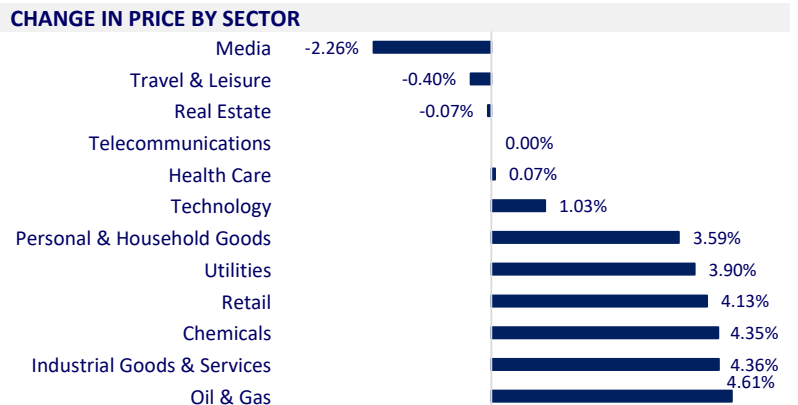


| VIETNAM STOCK MARKET    |           | 1D      | YTD     |
|-------------------------|-----------|---------|---------|
| VN-INDEX                | 1,188.88  | 1.68%   | -20.65% |
| VN30                    | 1,240.58  | 1.09%   | -19.22% |
| HNX                     | 277.18    | 2.89%   | -41.52% |
| UPCOM                   | 86.70     | 1.25%   | -23.06% |
| Net Foreign buy (B)     | 350.86    |         |         |
| Total trading value (B) | 12,328.63 | -23.11% | -60.32% |

VN-Index increased by nearly 20 points, matched value on HoSE was less than 9,000 billion dong. Market liquidity was low with a total matched value of 10,325 billion dong, down 27.3% compared to the previous session, of which, matched value on HoSE was only 8,859 billion dong. Foreign investors net bought about 350 billion dong.



| ETF & DERIVATIVES |          | 1D      | YTD     |
|-------------------|----------|---------|---------|
| E1FVN30           | 20,750   | -0.72%  | -19.67% |
| FUEMAV30          | 14,600   | 0.62%   | -19.29% |
| FUESSV30          | 15,190   | -14.71% | -20.05% |
| FUESSV50          | 18,360   | 4.02%   | -19.83% |
| FUESSVFL          | 15,520   | 0.78%   | -30.96% |
| FUEVFVND          | 27,190   | 0.78%   | -3.07%  |
| FUEVN100          | 15,510   | 0.78%   | -27.79% |
| VN30F2212         | 1,220.60 | 0.05%   |         |
| VN30F2209         | 1,229.60 | 0.82%   |         |
| VN30F2208         | 1,227.00 | 0.58%   |         |
| VN30F2207         | 1,227.80 | 0.97%   |         |



| GLOBAL MARKET         |           | 1D     | YTD     |
|-----------------------|-----------|--------|---------|
| Nikkei                | 26,171.25 | -0.55% | -9.10%  |
| Shanghai              | 3,320.15  | 1.62%  | -8.78%  |
| Kospi                 | 2,314.32  | -1.22% | -22.28% |
| Hang Seng             | 21,273.87 | 0.02%  | -9.08%  |
| STI (Singapore)       | 3,092.80  | -0.02% | -0.99%  |
| SET (Thái Lan)        | 1,557.61  | -0.15% | -6.03%  |
| Crude oil (\$/barrel) | 105.70    | 1.97%  | 38.17%  |
| Gold (\$/ounce)       | 1,830.70  | -0.38% | 0.54%   |

Asian stocks ended mixed, with China leading the gain. The Shanghai Composite Index rose 1.62% to 3,320.15 points. In Hong Kong, the Hang Seng index rose 0.02%. The Nikkei 225 in Japan fell 0.55%. In South Korea, the Kospi index fell 1.22%.

| VIETNAM ECONOMY      |        | 1D (bps) | YTD (bps) |
|----------------------|--------|----------|-----------|
| Vnibor               | 0.37%  | 0        | -44       |
| Deposit interest 12M | 5.60%  | 0        | 0         |
| 5 year-Gov. Bond     | 2.57%  | -5       | 156       |
| 10 year-Gov. Bond    | 3.17%  | 0        | 117       |
| USD/VND              | 23,470 | 0        | 2.31%     |
| EUR/VND              | 24,885 | 0        | -5.98%    |
| CNY/VND              | 3,536  | 0        | -3.34%    |

In the economic growth report of the second quarter just released, UOB bank forecast that Vietnam's GDP in the second and third quarters will increase by 6% and 7.6%, respectively. Accordingly, this bank kept its forecast of GDP growth of 6.5% this year.

**EVENT CALENDER**

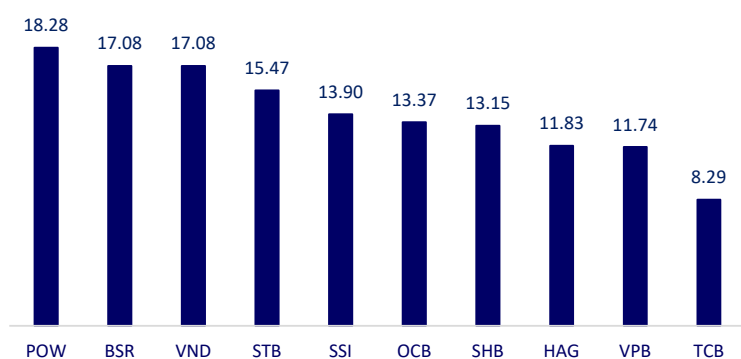
| Ticker | Ex-right Date | Last register Date | Exercise Date | Type  | Rate   | Value |
|--------|---------------|--------------------|---------------|-------|--------|-------|
| LHG    | 6/23/2022     | 6/24/2022          | 7/28/2022     | Cash  |        | 1,900 |
| PNJ    | 6/23/2022     | 6/24/2022          | 7/21/2022     | Cash  |        | 600   |
| LIX    | 6/23/2022     | 6/24/2022          | 7/6/2022      | Cash  |        | 3,000 |
| PGN    | 6/23/2022     | 6/24/2022          |               | Stock | 100:12 |       |
| AAT    | 6/23/2022     | 6/24/2022          | 7/15/2022     | Cash  |        | 300   |
| D11    | 6/24/2022     | 6/27/2022          |               | Stock | 100:12 |       |
| CSV    | 6/24/2022     | 6/27/2022          | 7/18/2022     | Cash  |        | 1,500 |
| IDC    | 6/27/2022     | 6/28/2022          |               | Stock | 10:1   |       |
| VBC    | 6/27/2022     | 6/28/2022          | 7/15/2022     | Cash  |        | 1,800 |

## SELECTED NEWS

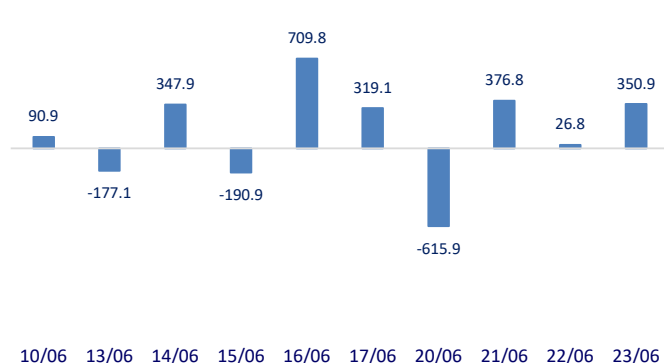
- UOB forecasts Vietnam's second-quarter GDP to increase by 6%
- The State Bank wants to block mortgage lending for real estate in the future
- The risk of banks having money but not being able to lend
- There are growing concerns that the global economy will fall into recession
- Russia prioritizes preventing nuclear conflict
- Real estate threatens China's economy

|     | Close   | 1D     | 5D     | Buying vol. | Selling vol. | Content   |
|-----|---------|--------|--------|-------------|--------------|---|
| VCB | 75,900  | -0.13% | -4.05% | 1,453,400   | 1,092,000    | HDB: Thanks to the successful increase of charter capital in 2021, HDBank has raised the CAR to 14.4%. In addition, the loan/deposit ratio (LDR) has always remained at a safe level for many years, which is the premise for the analysis team to predict that HDBank's credit growth this year will reach over 18%. Following the recovery of the economy after the epidemic, HDBank recorded a growth in customer loans in the first quarter of 10.8%, customer deposits at 9.9%, ranking second in terms of deposit attraction rate in the first quarter (after VPBank with 13.4%). |
| BID | 31,000  | 1.64%  | -4.02% | 896,600     | 852,000      |   |
| CTG | 25,250  | 6.99%  | 2.23%  | 7,858,700   | 6,168,200    |   |
| TCB | 35,950  | 3.30%  | -0.28% | 8,707,800   | 7,838,100    |   |
| VPB | 28,450  | 0.18%  | -1.90% | 8,782,500   | 7,838,100    |   |
| MBB | 24,050  | 2.56%  | -3.41% | 10,436,800  | 8,543,800    |   |
| HDB | 23,500  | -0.42% | -5.81% | 1,892,700   | 1,525,000    |   |
| TPB | 26,500  | 1.15%  | -1.12% | 3,181,200   | 2,652,700    |   |
| STB | 21,300  | 3.90%  | 1.43%  | 25,266,000  | 28,243,200   |   |
| ACB | 23,750  | 0.00%  | -1.45% | 5,432,800   | 3,523,300    |   |
| NVL | 74,900  | -0.79% | -3.35% | 3,330,400   | 4,535,400    | PDR: announced that it has approved the policy of transferring 89% shares to own Project 197 Dien Bien Phu - Binh Thanh, Ho Chi Minh City   |
| KDH | 38,100  | -1.04% | -2.56% | 1,066,000   | 796,000      |   |
| PDR | 52,200  | 0.77%  | 2.76%  | 2,072,100   | 1,940,500    |   |
| GAS | 116,800 | 5.04%  | -8.75% | 2,466,300   | 1,990,900    | GAS: GAS estimated a profit of nearly 7,000b dong, up 59% HoH. Production and supply of LPG and condensate all exceeded the plan by 6 months but dry gas did not meet.  |
| POW | 13,900  | 6.92%  | -9.74% | 40,778,300  | 26,852,500   |   |
| PLX | 40,700  | 3.04%  | -3.21% | 952,700     | 695,900      |   |
| VIC | 74,200  | -1.07% | -3.13% | 2,408,400   | 4,379,800    | VIC: VinFast can start building a factory in North Carolina in September this year, the investment in phase 1 is 2 billion USD and will create thousands of jobs for local workers.   |
| VHM | 63,200  | -2.47% | -4.24% | 7,639,800   | 8,989,500    |   |
| VRE | 28,050  | -1.58% | -3.94% | 1,343,800   | 1,424,800    | VNM: After 3 trading sessions at the beginning of the week, VNM's capitalization suddenly went upstream to increase its capitalization by 8.1 trillion dong.  |
| VNM | 70,700  | 0.14%  | 3.97%  | 2,177,800   | 2,501,100    |   |
| MSN | 110,000 | 3.77%  | -0.63% | 750,900     | 617,800      |   |
| SAB | 153,400 | -1.67% | -1.92% | 91,400      | 79,800       | HPG: Quang Ngai solves difficulties for Hoa Phat Dung Quat 2 project. As of June 20, Hoa Phat Dung Quat 2 project has 58 hectares of uncleared land, equivalent to 21% of the area. The main reason is that resettlement projects have not been completed, compensation mechanisms and policies are not consistent, leading to people not agreeing...   |
| BVH | 128,200 | -0.85% | 2.23%  | 788,400     | 881,600      |   |
| VJC | 128,200 | -0.85% | 2.23%  | 788,400     | 881,600      |   |
| FPT | 85,500  | 1.18%  | -7.07% | 3,620,000   | 3,214,600    |   |
| MWG | 72,500  | 3.87%  | -8.23% | 8,194,000   | 8,091,300    |   |
| PNJ | 120,500 | 4.42%  | -0.55% | 1,859,600   | 997,600      |   |
| GVR | 22,700  | 4.13%  | -3.40% | 1,881,700   | 1,732,600    |   |
| SSI | 18,500  | 4.52%  | -7.55% | 22,441,900  | 23,939,600   |   |
| HPG | 21,800  | 1.40%  | -7.08% | 12,486,600  | 13,448,000   |   |

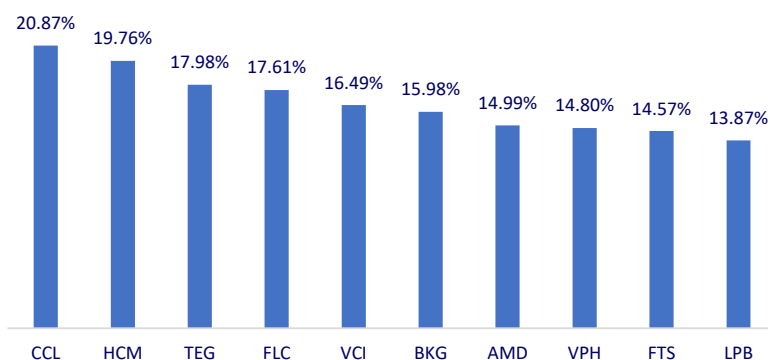
Top most traded tickers (Volume - in million)



Foreign net flow 10 nearest sessions (Billion VND)



Top increases in 3 consecutive sessions



Top decreases in 3 consecutive sessions

