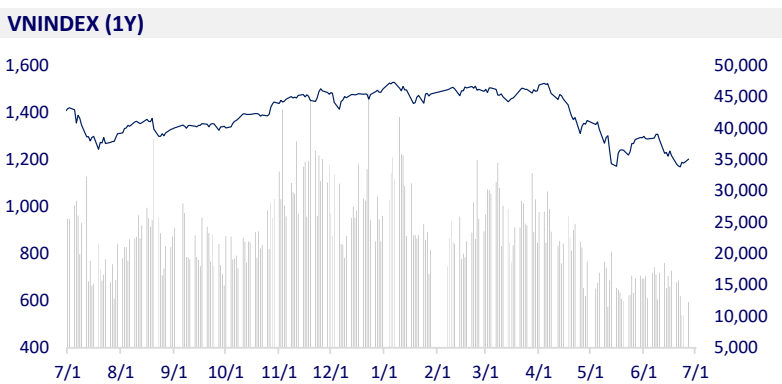
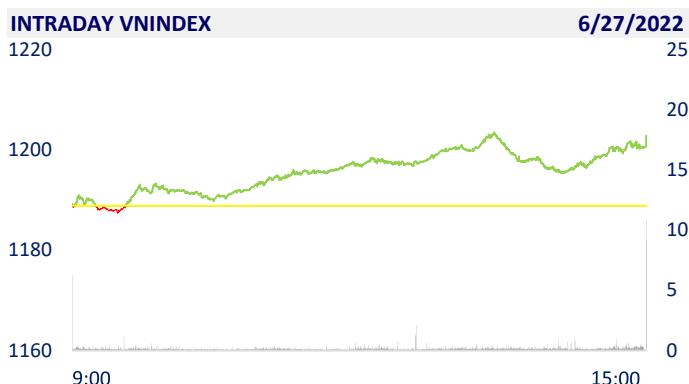
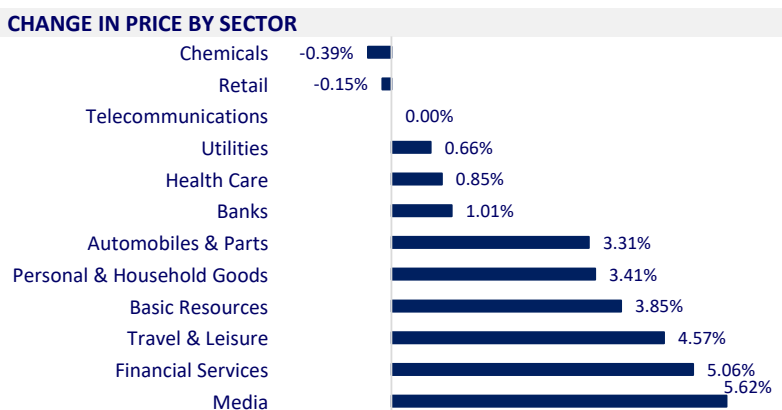


VIETNAM STOCK MARKET		1D	YTD
VN-INDEX	1,202.82	1.17%	-19.72%
VN30	1,256.67	1.30%	-18.17%
HNX	280.42	1.17%	-40.84%
UPCOM	88.14	1.66%	-21.78%
Net Foreign buy (B)	241.25		
Total trading value (B)	14,151.57	14.67%	-54.46%

Banking stocks, securities and steel broke out, VN-Index surpassed the milestone of 1,200 points. Market liquidity remained quite low with a total matched value of 11,098 billion dong, up 12.3%, of which, matched value on HoSE alone increased by 15% to 9,757 billion dong. Foreign investors net bought 241 billion dong.



ETF & DERIVATIVES		1D	YTD
E1VFN30	21,110	1.54%	-18.27%
FUEMAV30	14,830	1.92%	-18.02%
FUESSV30	15,370	-13.70%	-19.11%
FUESSV50	18,200	5.51%	-20.52%
FUESSVFL	15,910	1.34%	-29.23%
FUEVFN30	27,120	1.19%	-3.32%
FUEVN100	15,850	-0.19%	-26.21%
VN30F2212	1,248.20	1.64%	
VN30F2209	1,246.00	1.66%	
VN30F2208	1,245.60	1.67%	
VN30F2207	1,247.90	1.70%	



GLOBAL MARKET		1D	YTD
Nikkei	26,871.27	0.44%	-6.67%
Shanghai	3,379.19	1.34%	-7.16%
Kospi	2,401.92	1.86%	-19.34%
Hang Seng	22,229.52	0.48%	-4.99%
STI (Singapore)	3,137.54	0.83%	0.44%
SET (Thái Lan)	1,580.20	1.02%	-4.67%
Crude oil (\$/barrel)	107.75	0.54%	40.85%
Gold (\$/ounce)	1,840.05	0.19%	1.06%

Asia - Pacific stocks all went up in the session on June 27. Hong Kong's Hang Seng Index rose 0.48%. In China, the Shanghai Composite Index gained 1.34%. Japan's Nikkei 225 index rose 0.44%. South Korea's Kospi index rose 1.86%.

VIETNAM ECONOMY		1D (bps)	YTD (bps)
Vnibor	0.37%	0	-44
Deposit interest 12M	5.60%	0	0
5 year-Gov. Bond	2.57%	0	156
10 year-Gov. Bond	3.17%	0	117
USD/VND	23,390	0	1.96%
EUR/VND	25,305	0	-4.39%
CNY/VND	3,545	0	-3.09%

Figures just released by the Foreign Investment Agency (Ministry of Planning and Investment) show that as of June 20, the total newly registered and adjusted FDI capital and contributed capital to buy shares reached over 14.03 billion USD, down 8.9% over the same period in 2021. This is the 5th consecutive month that FDI has decreased.

EVENT CALENDER

Ticker	Ex-right Date	Last register Date	Exercise Date	Type	Rate	Value
IDC	6/27/2022	6/28/2022		Stock	10:1	
VBC	6/27/2022	6/28/2022	7/15/2022	Cash		1,800
DNM	6/27/2022	6/28/2022		Stock	10:2	
SMC	6/28/2022	6/29/2022		Stock	100:20	
VNR	6/28/2022	6/29/2022	7/28/2022	Cash		1,300
VNF	6/28/2022	6/29/2022	7/15/2022	Cash		500
TSB	6/29/2022	6/30/2022	7/15/2022	Cash		500
SDG	6/29/2022	6/30/2022	7/8/2022	Cash		1,000
CCR	6/29/2022	6/30/2022	7/21/2022	Cash		1,200

SELECTED NEWS

FDI decreased for the 5th month in a row

The preferential export tariff schedule for the implementation of the CPTPP Agreement is from 8.3%-3.6%

Great opportunity for Vietnamese goods to be exported to the Americas market

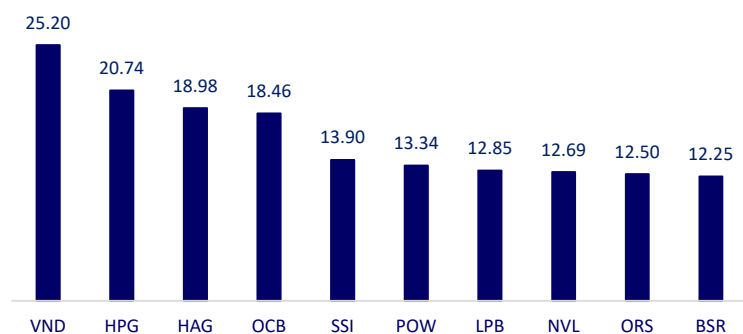
Bloomberg: Russia defaults on foreign debt for the first time

G7 announced a \$600 billion plan to counterbalance China

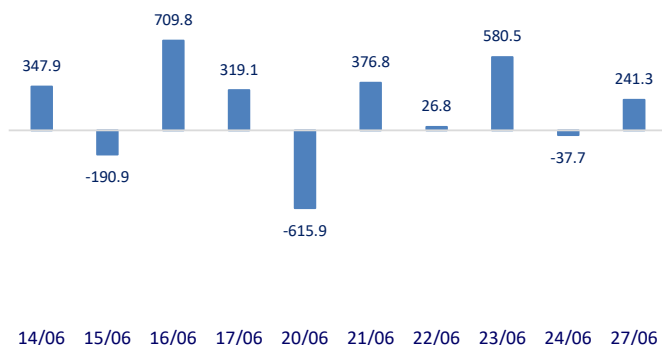
Risks from the race to increase global interest rates

	Close	1D	5D	Buying vol.	Selling vol.	Content
VCB	74,900	-0.13%	-1.45%	1,450,700	1,512,900	CTG: VietinBank sells 300 billion dong of debt mortgaged by factories, a series of real estate in Hai Phong. The debt of Tan Huong company at VietinBank Hai Phong branch as of June 20 is 324.9 billion dong. The collateral for the debt of Tan Huong company is the entire system of factories, machinery assets on 2.5 hectares of leased land in Hong Bang district, Hai Phong city, and a series of other real estate.
BID	31,750	1.76%	7.63%	2,339,600	1,553,200	
CTG	25,600	3.43%	13.27%	6,163,200	6,392,300	
TCB	35,550	0.14%	7.73%	6,152,300	7,313,900	
VPB	28,900	2.66%	6.64%	10,751,200	10,685,000	
MBB	24,100	1.69%	7.11%	10,977,000	8,771,800	
HDB	23,350	1.52%	-1.68%	2,484,000	2,430,500	
TPB	26,700	2.69%	6.59%	3,545,200	3,180,700	
STB	21,500	1.42%	14.06%	27,401,300	23,990,900	
ACB	23,950	0.63%	4.59%	3,666,700	4,515,300	
NVL	78,800	6.49%	4.37%	4,934,700	6,286,900	PDR: In 2022, Phat Dat plans to launch a large number of products (over 12,000 products) with an expected product value of VND 32,000 billion.
KDH	39,050	1.56%	1.30%	1,389,700	1,275,800	
PDR	52,600	0.19%	5.41%	2,343,500	2,196,200	
GAS	114,400	0.35%	-8.26%	1,571,800	1,782,400	GAS: GAS estimates a strong growth in the first half of 2022. Specifically, the Company estimated total revenue of more than 54.5 trillion dong, 134% of the same period.
POW	13,850	2.21%	-7.67%	29,011,100	29,489,200	
PLX	41,500	1.72%	5.73%	1,016,100	922,000	
VIC	73,800	-1.07%	-2.38%	2,817,900	3,576,600	VIC: For the development reserve in Da Nang, Vingroup itself surveyed about 450 hectares in Hoa Chau - Hoa Tien commune.
VHM	63,500	0.47%	-2.31%	4,153,000	4,153,500	
VRE	28,750	4.36%	0.17%	2,220,500	2,133,100	VNM: From June 30 to July 29, Platinum Victory PTE.LTD registered to buy 20.9 million VNM shares, raising the holding volume to 242.75 million shares, accounting for 11.62% of capital.
VNM	71,100	-0.56%	3.04%	3,373,000	3,553,300	
MSN	113,000	3.20%	1.80%	1,328,900	1,396,000	
SAB	156,800	0.77%	3.16%	150,200	185,600	
BVH	133,000	3.66%	4.72%	1,362,200	1,151,700	BVH: Bao Viet presents a record dividend plan for 2021 of more than 30% in cash. This year, BVH submitted a plan for the parent company's total revenue to reach VND 1,530 billion, and EAT of VND 1,050 billion, up 2.7% and 1.8% respectively compared to last year.
VJC	133,000	3.66%	4.72%	1,362,200	1,151,700	
FPT	86,500	1.17%	-5.98%	2,185,100	2,723,700	
MWG	71,500	-0.56%	-3.25%	5,409,000	5,323,900	
PNJ	129,500	6.15%	10.32%	3,567,300	3,279,500	
GVR	23,350	2.64%	7.11%	2,052,000	2,301,900	
SSI	19,850	6.72%	14.44%	24,789,600	22,114,300	
HPG	22,900	5.05%	6.02%	34,858,700	29,364,200	

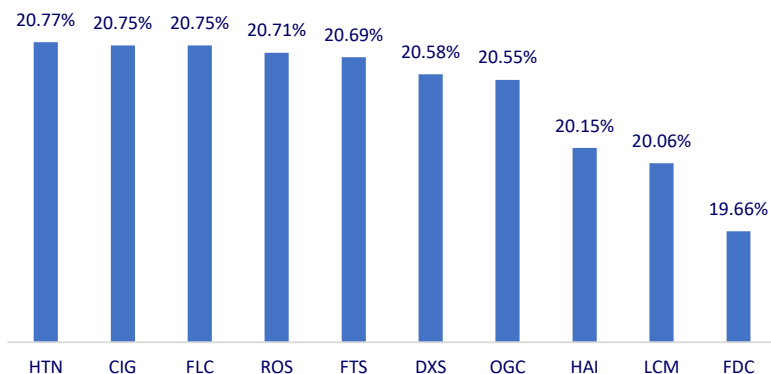
Top most traded tickers (Volume - in million)



Foreign net flow 10 nearest sessions (Billion VND)



Top increases in 3 consecutive sessions



Top decreases in 3 consecutive sessions

