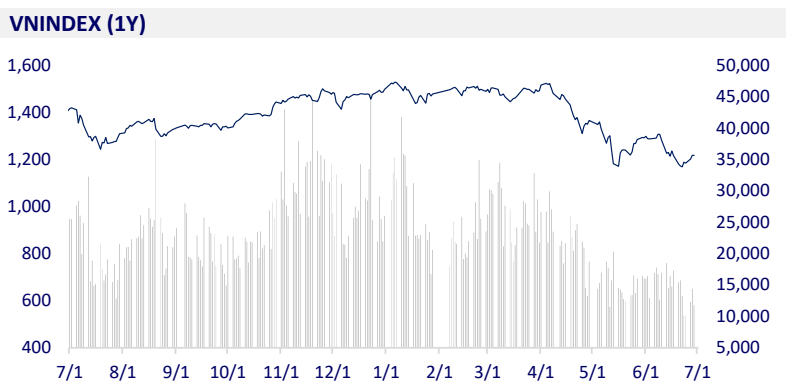
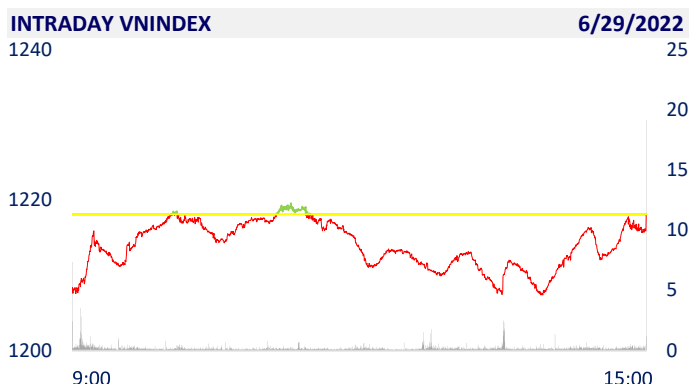
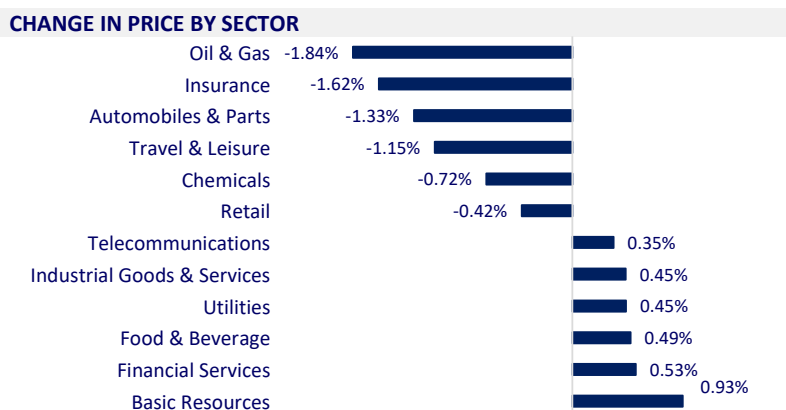


VIETNAM STOCK MARKET		1D	YTD
VN-INDEX	1,218.09	0.00%	-18.70%
VN30	1,273.40	0.00%	-17.08%
HNX	282.35	-0.54%	-40.43%
UPCOM	88.88	-0.15%	-21.12%
Net Foreign buy (B)	-27.88		
Total trading value (B)	14,017.45	-17.13%	-54.89%

The demand increased strongly at the end of the session, VN-Index was close to the reference level. Market liquidity decreased compared to the previous session. Total matched value reached 11,763 billion dong, down 15.5%, of which, matched value on HoSE alone decreased by 16.85% to 10,419 billion dong. Foreign investors net sold more than 27 billion dong.



ETF & DERIVATIVES		1D	YTD
E1VFN30	21,450	0.00%	-16.96%
FUEMAV30	15,030	-0.07%	-16.92%
FUESSV30	15,840	-11.06%	-16.63%
FUESSV50	18,340	-0.33%	-19.91%
FUESSVFL	16,500	-0.60%	-26.60%
FUEVFN30	27,700	0.18%	-1.25%
FUEVN100	16,120	0.75%	-24.95%
VN30F2212	1,260.20	-0.07%	
VN30F2209	1,258.00	-0.06%	
VN30F2208	1,258.50	0.24%	
VN30F2207	1,260.50	-0.04%	



GLOBAL MARKET		1D	YTD
Nikkei	26,804.60	0.11%	-6.90%
Shanghai	3,361.52	-1.40%	-7.64%
Kospi	2,377.99	-1.82%	-20.14%
Hang Seng	21,996.89	-0.86%	-5.99%
STI (Singapore)	3,134.87	-0.17%	0.36%
SET (Thái Lan)	1,586.18	-0.52%	-4.31%
Crude oil (\$/barrel)	112.62	1.18%	47.22%
Gold (\$/ounce)	1,825.80	0.15%	0.27%

Asian stocks mostly fell after a drop in the US. Hong Kong's Hang Seng Index fell 0.86%. In South Korea, the Kospi index fell 1.82%. The Shanghai Composite Index fell 1.4%. Japan's Nikkei index, 225 alone, rose 0.11%.

VIETNAM ECONOMY		1D (bps)	YTD (bps)
Vnibor	0.68%	31	-13
Deposit interest 12M	5.60%	0	0
5 year-Gov. Bond	2.69%	12	168
10 year-Gov. Bond	3.25%	8	125
USD/VND	23,490	0	2.40%
EUR/VND	24,932	0	-5.80%
CNY/VND	3,545	0	-3.09%

Generally, in the first 6 months of the year, export turnover was estimated at 185.94 billion USD, up 17.3% over the same period last year. 28 items with export turnover of over 1 billion USD, accounting for 90.6% of total export turnover, of which 5 export items are over 10 billion USD (including, phones and components; electronics, computers and components; other machinery, equipment, tools and spare parts; textiles; footwear).

EVENT CALENDER

Ticker	Ex-right Date	Last register Date	Exercise Date	Type	Rate	Value
TSB	6/29/2022	6/30/2022	7/15/2022	Cash		500
SDG	6/29/2022	6/30/2022	7/8/2022	Cash		1,000
CCR	6/29/2022	6/30/2022	7/21/2022	Cash		1,200
KMT	6/30/2022	7/1/2022	7/15/2022	Cash		700
PIC	6/30/2022	7/1/2022	8/2/2022	Cash		800
VCG	6/30/2022	7/1/2022		Stock	100:10	
PDN	7/1/2022	7/4/2022	7/15/2022	Cash		2,500
VNL	7/1/2022	7/4/2022	7/15/2022	Cash		500
DGW	7/1/2022	7/4/2022		Stock	100:80	

SELECTED NEWS

GDP in the second quarter increased by 7.72%

Vietnam has a trade surplus of 710 million USD in the first 6 months of the year

SBV withdraws nearly 100,000 billion dong via T-bills channel, interbank interest rate nearly doubled

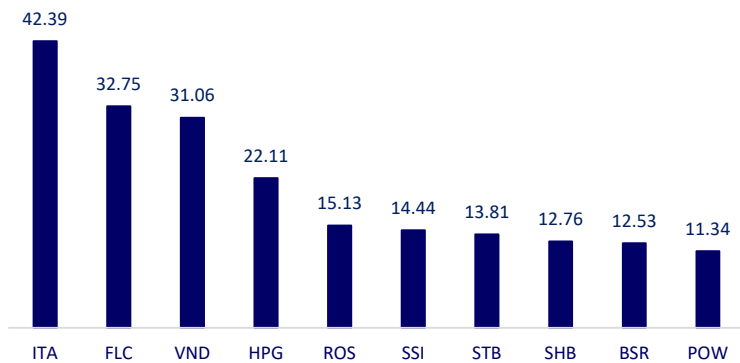
ECB ready to raise interest rates faster if necessary

A series of Fed officials support a 75 basis point increase in interest rates in July

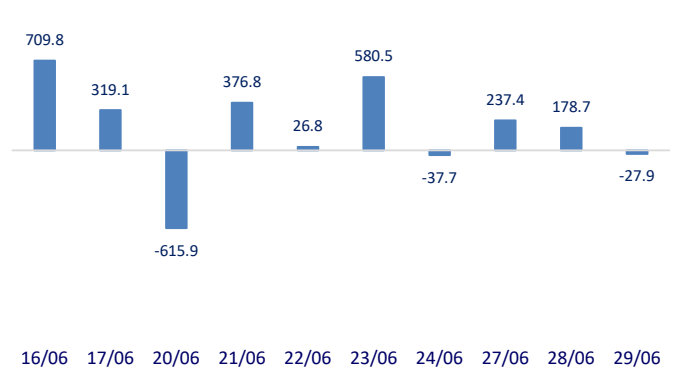
Many Indian steel mills want to reduce output as demand plummets

	Close	1D	5D	Buying vol.	Selling vol.	Content
VCB	75,500	-1.05%	-0.66%	1,580,000	1,638,000	STB: Sacombank and the Global Auction Partnership Company in May 2022 have announced to hold a separate auction of 18 debts secured by assets at Phong Phu Industrial Park Project. The total value of these auction debts as of December 31, 2021 is VND 16,196 billion, of which the principal balance is more than VND 5,134 billion and outstanding interest is more than VND 11,061 billion. These are debts incurred at Sacombank and have been sold to Vietnam Asset Management Company (VAMC). After that, VAMC authorized Sacombank to sell these debts according to regulations.
BID	34,900	3.71%	14.43%	4,058,300	4,243,700	
CTG	26,850	0.56%	13.77%	6,284,700	8,076,900	
TCB	36,750	0.14%	5.60%	6,113,500	7,768,000	
VPB	30,000	0.00%	5.63%	14,709,300	15,817,000	
MBB	24,700	0.00%	5.33%	14,327,500	14,790,200	
HDB	24,400	0.62%	3.39%	2,637,000	3,121,200	
TPB	27,400	-0.72%	4.58%	3,484,000	3,753,300	
STB	22,600	0.22%	10.24%	44,386,800	34,929,500	
ACB	24,200	-1.22%	1.89%	3,304,500	3,620,300	
NVL	75,100	0.00%	-0.53%	3,025,100	4,516,600	PDR: The BoDs has just approved the transfer of all 192.3 million shares, equivalent to 99.86% of the capital of Saigon Real Estate Joint Stock Company - KL (the investor of the Astral City project).
KDH	39,300	0.13%	2.08%	1,189,400	1,119,900	
PDR	52,400	-1.13%	1.16%	2,169,400	2,159,200	
GAS	117,000	0.86%	5.22%	1,725,000	2,019,100	Oil prices rose for a third straight session on Tuesday (June 28) as key producers Saudi Arabia and the UAE appeared unable to significantly increase output.
POW	13,750	-1.08%	5.77%	24,787,900	26,811,800	
PLX	41,000	-1.91%	3.80%	836,700	1,010,600	
VIC	73,400	-0.27%	-2.13%	2,384,300	3,658,800	VHM: Vinhomes Grand Park is invested and developed by VHM with a scale of 271.8 hectares, including 71 high-rise buildings, more than 43,500 apartments and 1600 townhouses and villas.
VHM	63,300	-0.78%	-2.31%	2,926,400	3,424,600	
VRE	28,450	-1.39%	-0.18%	1,859,000	2,475,800	
VNM	72,300	2.12%	2.41%	3,151,700	4,012,100	SAB: SCIC's 2022 divestment list has 101 units and no names are Tien Phong Plastic, Bao Minh, Bao Viet, Vinatex, Sabeco...
MSN	114,000	0.00%	7.55%	1,227,800	1,643,900	
SAB	154,000	-1.97%	-1.28%	98,800	137,800	
BVH	132,300	-0.53%	2.32%	639,500	839,700	VJC: Vietjet Air has been granted the right to air transport to exploit more than 20 new routes from points in Vietnam such as Hanoi, Ho Chi Minh City, Da Nang, Phu Quoc to new points in India such as Bangalore, Hyderabad, Ahmedabad, Chennai, Kolkata, Gaya, and increase the frequency of exploitation to Delhi and Mumbai to exploit from July 2022.
VJC	132,300	-0.53%	2.32%	639,500	839,700	
FPT	90,000	0.33%	6.51%	2,180,600	3,182,000	
MWG	73,000	0.27%	4.58%	5,560,800	6,597,600	
PNJ	129,500	0.00%	12.22%	1,827,000	1,699,400	
GVR	22,900	-2.55%	5.05%	3,105,800	2,970,600	
SSI	19,750	0.77%	11.58%	29,478,200	27,639,900	
HPG	22,750	1.11%	5.81%	36,184,600	33,161,400	

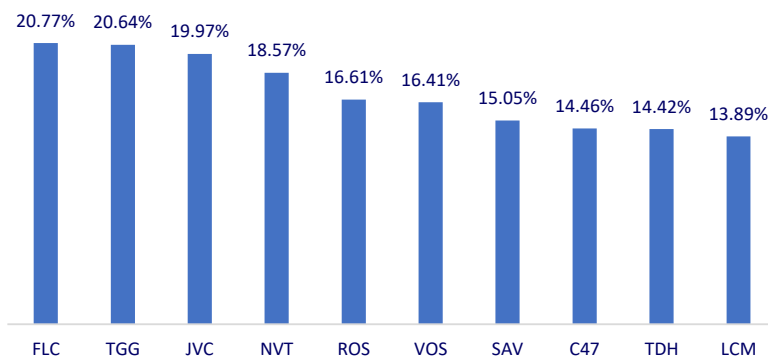
Top most traded tickers (Volume - in million)



Foreign net flow 10 nearest sessions (Billion VND)



Top increases in 3 consecutive sessions



Top decreases in 3 consecutive sessions

