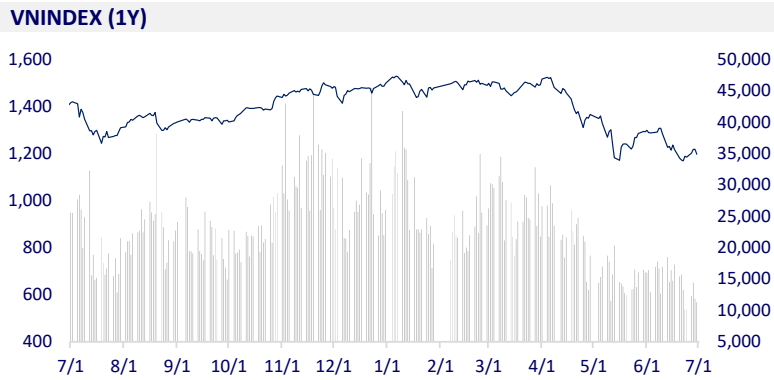
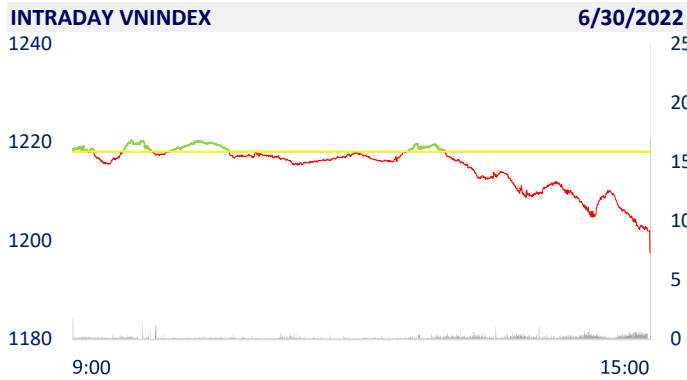
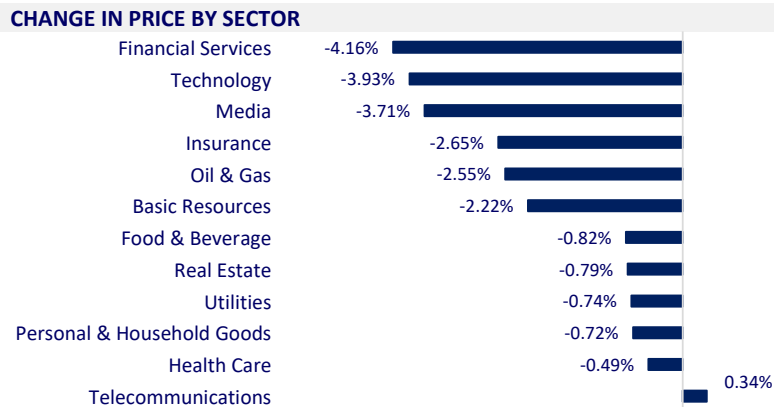


VIETNAM STOCK MARKET		1D	YTD
VN-INDEX	1,197.60	-1.68%	-20.07%
VN30	1,248.92	-1.92%	-18.67%
HNX	277.68	-1.65%	-41.42%
UPCOM	88.58	-0.34%	-21.39%
Net Foreign buy (B)	8.32		
Total trading value (B)	13,075.50	-6.72%	-57.92%

VN-Index dropped more than 20 points in the "closing" session of NAV in the second quarter, losing the milestone of 1,200. Market liquidity was similar to the previous session, total matched value reached 11,922 billion dong, up 1.36%, of which, matched value on HoSE alone increased by 1.36% to 10,561 billion dong.



ETF & DERIVATIVES		1D	YTD
E1VFN30	21,350	-0.47%	-17.34%
FUEMAV30	14,840	-1.26%	-17.97%
FUESSV30	15,330	-13.92%	-19.32%
FUESSV50	17,500	-4.58%	-23.58%
FUESSVFL	16,550	0.30%	-26.38%
FUEVFVND	27,590	-0.40%	-1.64%
FUEVN100	16,190	0.43%	-24.63%
VN30F2212	1,243.70	-1.31%	
VN30F2209	1,243.40	-1.16%	
VN30F2208	1,240.90	-1.40%	
VN30F2207	1,240.10	-1.62%	



GLOBAL MARKET		1D	YTD
Nikkei	26,393.04	-0.76%	-8.33%
Shanghai	3,398.62	0.55%	-6.63%
Kospi	2,332.64	-1.12%	-21.66%
Hang Seng	21,859.79	-0.72%	-6.57%
STI (Singapore)	3,102.21	-1.03%	-0.69%
SET (Thái Lan)	1,568.33	-1.13%	-5.39%
Crude oil (\$/barrel)	108.95	-0.77%	42.42%
Gold (\$/ounce)	1,811.95	-0.49%	-0.49%

Chinese stocks rose after the country's government announced industrial production activity data increased in June. However, most other Asian markets fell. Accordingly, the Shanghai Composite Index rose 0.55%. Hong Kong's Hang Seng Index fell 0.72%. In Japan, the Nikkei 225 index fell 0.76%. South Korea's Kospi index fell 1.12%.

VIETNAM ECONOMY		1D (bps)	YTD (bps)
Vnibor	0.71%	3	-10
Deposit interest 12M	5.60%	0	0
5 year-Gov. Bond	2.66%	-3	165
10 year-Gov. Bond	3.19%	-6	119
USD/VND	23,490	0	2.40%
EUR/VND	24,645	0	-6.89%
CNY/VND	3,543	0	-3.14%

Total state budget revenue by the end of the second quarter reached 932.9 trillion dong, equaling 66.1% of the yearly estimate and up 18.8% over the same period last year. In which, revenue from crude oil exceeded 21.3% of the yearly estimate and increased by 80.8% over the same period.

EVENT CALENDER

Ticker	Ex-right Date	Last register Date	Exercise Date	Type	Rate	Value
KMT	6/30/2022	7/1/2022	7/15/2022	Cash		700
PIC	6/30/2022	7/1/2022	8/2/2022	Cash		800
VCG	6/30/2022	7/1/2022		Stock	100:10	
PDN	7/1/2022	7/4/2022	7/15/2022	Cash		2,500
VNL	7/1/2022	7/4/2022	7/15/2022	Cash		500
DGW	7/1/2022	7/4/2022		Stock	100:80	
DGW	7/1/2022	7/4/2022	7/29/2022	Cash		1,000
SVC	7/1/2022	7/4/2022	7/15/2022	Cash		1,000
NRC	7/1/2022	7/4/2022		Stock	100:5	

SELECTED NEWS

Attracting FDI in the first 6 months of 2022: Samsung continues to score points

The Ministry of Finance proposes to reduce excise tax and value added tax on gasoline

The state budget has a big bumper, revenue from crude oil soars

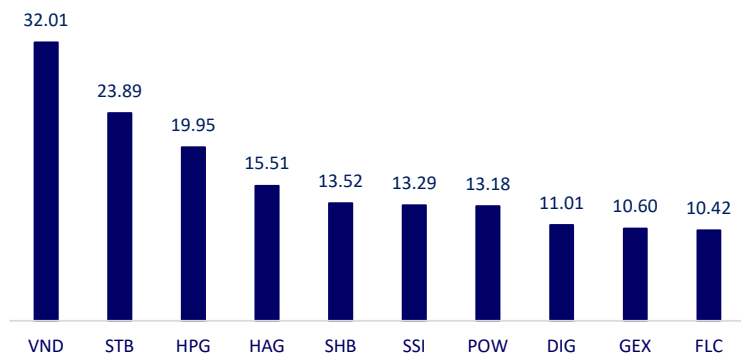
Fed Chairman affirmed to accept the risk of economic recession to control inflation

In the second quarter of 2022, Asian currencies have the most negative performance since 1997

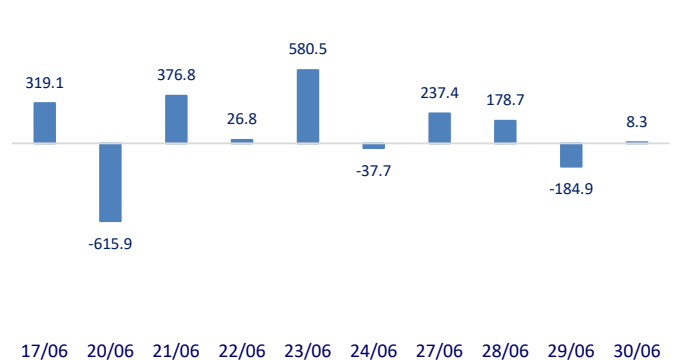
China continues to import Russian coal at a high discount

	Close	1D	5D	Buying vol.	Selling vol.	Content
VCB	74,800	-0.93%	-1.45%	1,073,000	1,480,800	Profit after tax of parent company shareholders (net profit) of 27 listed banks in the second quarter may increase by 36% over the same period last year. However, compared to the previous quarter, it decreased by 9%. The expected decrease in profit compared to the previous quarter was mainly due to the high first quarter profit due to the contribution of unusual non-interest income, notably the prepaid fee from the exclusive bancassurance deal worth approx more than VND 5,000 billion of VPBank.
BID	33,500	-4.01%	8.06%	2,237,300	3,405,400	
CTG	26,150	-2.61%	3.56%	4,960,600	7,213,100	
TCB	35,550	-3.27%	-1.11%	5,334,000	8,225,700	
VPB	29,000	-3.33%	1.93%	11,090,900	16,698,700	
MBB	24,200	-2.02%	0.62%	10,414,300	12,686,000	
HDB	24,000	-1.64%	2.13%	3,157,200	4,668,500	
TPB	27,150	-0.91%	2.45%	2,956,200	4,013,900	
STB	21,500	-4.87%	0.94%	34,843,300	39,755,200	
ACB	24,000	-0.83%	1.05%	2,961,200	4,420,900	
NVL	74,500	-0.80%	-0.53%	2,223,600	3,391,300	PDR: Investors expect the new senior management team to steer PDR in the context that the total business and investment cash flow has just gone through a negative more than trillion dong.
KDH	38,900	-1.02%	2.10%	777,800	1,369,100	
PDR	51,800	-1.15%	-0.77%	1,709,500	1,755,100	GAS: In the second quarter only, revenue is estimated at VND 27,872 billion, up 23%; profit after tax is 3,425 billion dong, up 49% over the same period last year.
GAS	115,500	-1.28%	-1.11%	1,751,100	1,814,600	
POW	13,600	-1.09%	-2.16%	24,017,900	33,329,900	
PLX	40,300	-1.71%	-0.98%	1,071,300	1,504,600	VIC: With the opening of more factories in the US, VinFast also aims to sell 750,000 cars by 2026, with 150,000 cars produced in North Carolina and the rest from the Vietnamese factory.
VIC	73,500	0.14%	-0.94%	2,688,500	3,687,100	
VHM	62,100	-1.90%	-1.74%	3,421,100	4,732,700	MSN: In Q1/2022, WinCommerce recorded a net revenue of VND 7,297 billion, QoQ. Gross profit is 1,620 billion dong, up 25.3%. EBITDA reached VND 164 billion, up 25%.
VRE	28,550	0.35%	1.78%	2,688,700	3,556,100	
VNM	72,200	-0.14%	2.12%	5,964,500	7,704,100	HPG: announced that the issuance of shares has been completed to pay dividends at the rate of 30%, investors holding 100 HPG shares on the closing date will receive 30 new shares. Accordingly, 1.34 billion HPG shares were issued, bringing the total outstanding shares to 5.81 billion shares. Hoa Phat plans to transfer these shares to shareholders on July 20.
MSN	112,000	-1.75%	1.82%	819,500	1,234,200	
SAB	154,600	0.39%	0.78%	81,600	84,700	HPG: announced that the issuance of shares has been completed to pay dividends at the rate of 30%, investors holding 100 HPG shares on the closing date will receive 30 new shares. Accordingly, 1.34 billion HPG shares were issued, bringing the total outstanding shares to 5.81 billion shares. Hoa Phat plans to transfer these shares to shareholders on July 20.
BVH	130,000	-1.74%	1.40%	701,900	786,600	
VJC	130,000	-1.74%	1.40%	701,900	786,600	HPG: announced that the issuance of shares has been completed to pay dividends at the rate of 30%, investors holding 100 HPG shares on the closing date will receive 30 new shares. Accordingly, 1.34 billion HPG shares were issued, bringing the total outstanding shares to 5.81 billion shares. Hoa Phat plans to transfer these shares to shareholders on July 20.
FPT	86,200	-4.22%	0.82%	3,174,400	3,936,300	
MWG	71,500	-2.05%	-1.38%	4,405,800	5,624,200	HPG: announced that the issuance of shares has been completed to pay dividends at the rate of 30%, investors holding 100 HPG shares on the closing date will receive 30 new shares. Accordingly, 1.34 billion HPG shares were issued, bringing the total outstanding shares to 5.81 billion shares. Hoa Phat plans to transfer these shares to shareholders on July 20.
PNJ	128,500	-0.77%	6.64%	1,169,400	1,837,500	
GVR	22,550	-1.53%	-0.66%	2,296,900	2,594,200	HPG: announced that the issuance of shares has been completed to pay dividends at the rate of 30%, investors holding 100 HPG shares on the closing date will receive 30 new shares. Accordingly, 1.34 billion HPG shares were issued, bringing the total outstanding shares to 5.81 billion shares. Hoa Phat plans to transfer these shares to shareholders on July 20.
SSI	18,800	-4.81%	1.62%	20,459,900	25,022,500	
HPG	22,300	-1.98%	2.29%	32,730,700	36,759,300	

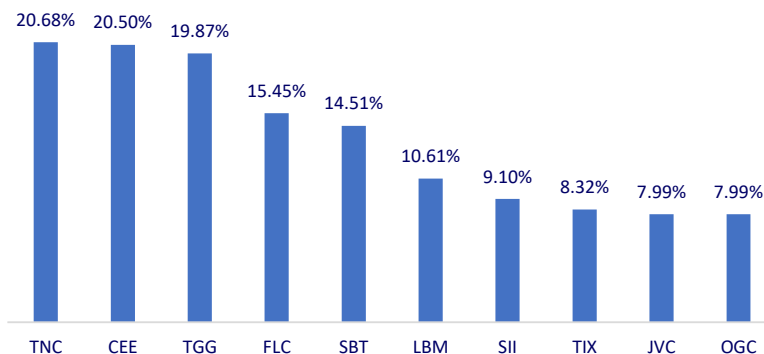
Top most traded tickers (Volume - in million)



Foreign net flow 10 nearest sessions (Billion VND)



Top increases in 3 consecutive sessions



Top decreases in 3 consecutive sessions

