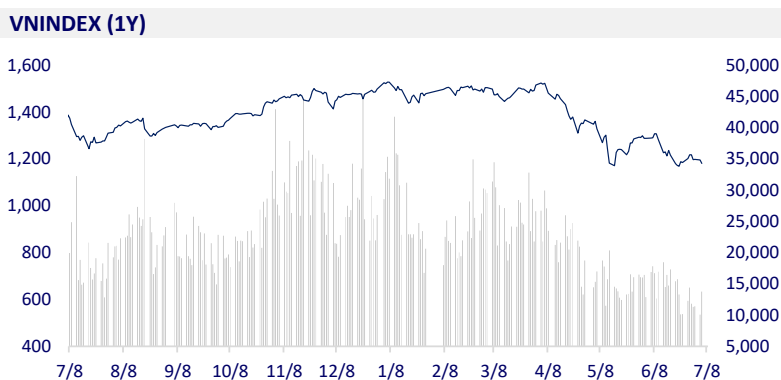
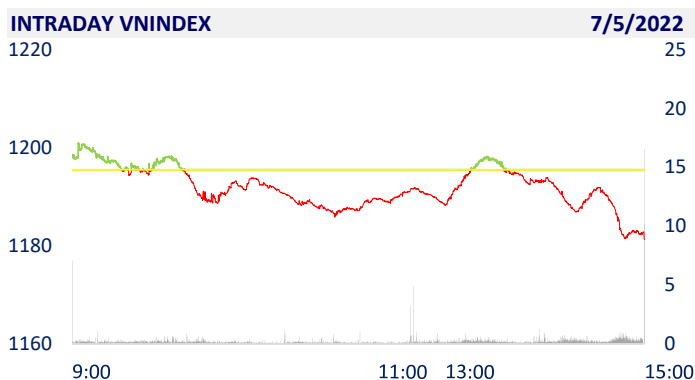
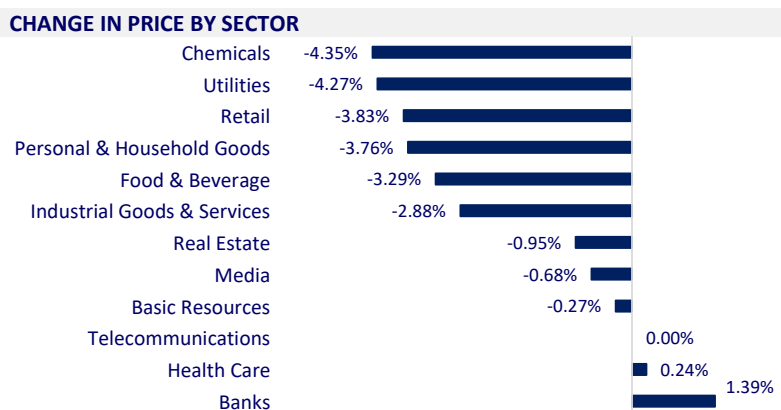


VIETNAM STOCK MARKET		1D	YTD
VN-INDEX	1,181.29	-1.19%	-21.16%
VN30	1,242.05	-0.51%	-19.12%
HNX	277.94	-1.16%	-41.36%
UPCOM	87.19	-0.81%	-22.62%
Net Foreign buy (B)	-274.92		
Total trading value (B)	15,888.16	38.78%	-48.87%

Strong selling pressure at the end of the session, VN-Index lost more than 14 points. Market liquidity improved compared to yesterday. Total matched value reached 14,103 billion dong, up 37.7%, of which, matched value on HoSE alone increased by 38.7% and reached 12,380 billion dong. Foreign investors net sold about 275 billion dong.



ETF & DERIVATIVES		1D	YTD
E1VFN30	20,900	-1.69%	-19.09%
FUEMAV30	14,650	-3.62%	-19.02%
FUESSV30	15,410	-13.48%	-18.89%
FUESSV50	17,800	0.56%	-22.27%
FUESSVFL	16,600	1.84%	-26.16%
FUEVFN30	26,300	-2.05%	-6.24%
FUEVN100	15,860	-0.69%	-26.16%
VN30F2212	1,231.20	-0.55%	
VN30F2209	1,230.00	-0.72%	
VN30F2208	1,233.70	-0.27%	
VN30F2207	1,234.90	-0.57%	



GLOBAL MARKET		1D	YTD
Nikkei	26,423.47	-0.04%	-8.23%
Shanghai	3,404.03	-0.04%	-6.48%
Kospi	2,341.78	1.80%	-21.35%
Hang Seng	21,853.07	-1.38%	-6.60%
STI (Singapore)	3,104.11	-0.52%	-0.63%
SET (Thái Lan)	1,541.30	-1.30%	-7.02%
Crude oil (\$/barrel)	108.03	-2.68%	41.22%
Gold (\$/ounce)	1,801.35	-0.57%	-1.07%

Asian stocks mostly fell in the trading session on July 5. Investors wait for the Reserve Bank of Australia's interest rate decision. Hong Kong's Hang Seng Index fell 1.38%. The Shanghai Composite Index fell 0.04%. In Japan, the Nikkei 225 index fell 0.04%. Only South Korea's Kospi index rose 1.8%.

VIETNAM ECONOMY		1D (bps)	YTD (bps)
Vnibor	0.88%	17	7
Deposit interest 12M	5.60%	0	0
5 year-Gov. Bond	2.69%	7	168
10 year-Gov. Bond	3.25%	3	125
USD/VND	23,585	0	2.81%
EUR/VND	24,494	0	-7.46%
CNY/VND	3,555	0	-2.82%

The Ministry of Planning and Investment said that the realized social investment capital in the first 6 months of 2022 reached 1,301.2tr VND, up 9.6% over the same period in 2021. In which, capital of the state sector reached 328.4tr dong, accounting for 25.2% of total capital and increasing by 9.5% HoH; the non-state sector reached 739.3tr dong, equaling 56.8% and increasing by 9.9%; FDI sector reached 233.5tr dong, equaling 18% and increasing by 8.9%

EVENT CALENDER

Ticker	Ex-right Date	Last register Date	Exercise Date	Type	Rate	Value
VIF	7/5/2022	7/6/2022	7/29/2022	Cash		649
PSH	7/5/2022	7/6/2022	8/5/2022	Cash		750
VID	7/5/2022	7/6/2022		Stock	100:15	
BAB	7/5/2022	7/6/2022		Stock	100:8	
IDJ	7/5/2022	7/6/2022		Stock	100:13	
DCM	7/5/2022	7/6/2022	7/26/2022	Cash		1,800
VNM	7/6/2022	7/7/2022	8/19/2022	Cash		2,450
HDG	7/6/2022	7/7/2022		Stock	100:20	

SELECTED NEWS

Prime Minister: Prioritize macroeconomic stability, control inflation, and ensure major balances

Economic recovery is positive, the whole year strives for GDP growth of 7%

In the first half of the year, disbursement of public investment reached 27.86% of the plan

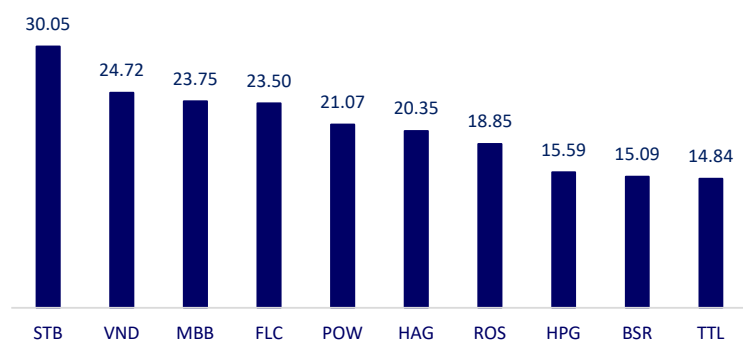
The G7's proposal to impose a ceiling on Russian oil is controversial for its feasibility

US-China senior leaders discuss tariff issues

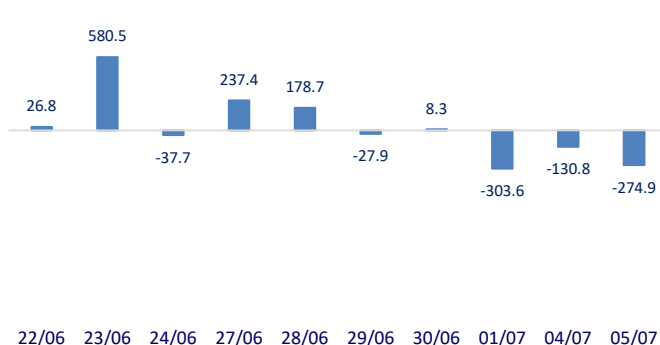
Rising fuel costs are causing demand destruction

	Close	1D	5D	Buying vol.	Selling vol.	Content
VCB	74,000	-0.13%	-3.01%	1,833,700	1,893,900	TCB: The State Bank of Vietnam has just approved the increase of Techcombank's charter capital. Accordingly, the State Bank of Vietnam approved Techcombank to increase its charter capital up to VND 63.2 billion by issuing shares under the Employee Selection Program (ESOP) approved by the General Meeting of Shareholders at the Resolution decided on April 23, 2022.
BID	36,300	3.57%	7.88%	7,585,900	7,016,900	
CTG	27,000	1.50%	1.12%	7,091,900	10,924,000	
TCB	37,750	3.85%	2.86%	17,383,000	18,035,400	
VPB	29,500	1.03%	-1.67%	17,972,700	19,035,800	
MBB	25,450	3.46%	3.04%	44,022,200	25,544,800	
HDB	24,750	0.81%	2.06%	3,668,500	4,448,400	
TPB	27,500	0.73%	-0.36%	3,642,800	4,135,400	
STB	23,050	3.13%	2.22%	64,575,400	49,934,900	
ACB	24,450	0.82%	-0.20%	3,971,000	5,623,900	
NVL	73,500	-0.68%	-2.13%	2,410,000	2,948,200	PDR: Proposal for local adjustment of 5 commercial and service land plots at the Residential Project on Phan Dinh Phung Street, Quang Ngai City - Area of 15.49ha.
KDH	35,200	-1.68%	-1.35%	766,900	887,500	
PDR	52,000	0.78%	-1.89%	1,282,900	1,371,600	
GAS	103,000	-5.16%	-8.79%	2,451,400	2,478,200	Oil prices fell during the Asian session on Monday (July 4). Brent crude futures fell 35 cents, or 0.3%, to \$111.28 a barrel, after surging 2.4% last Friday.
POW	13,000	-3.70%	-6.47%	45,276,400	38,799,000	
PLX	40,150	-0.50%	-3.95%	696,000	852,300	
VIC	72,300	-0.55%	-1.77%	2,050,900	5,097,600	VIC: Vingroup's second battery factory project in Vung Ang economic zone (Ha Tinh province) has a total investment of up to VND 6,329 billion, expected to start in the fourth quarter of 2022.
VHM	60,500	-0.82%	-5.17%	4,529,200	5,427,300	
VRE	27,950	-1.93%	-3.12%	1,672,600	2,439,000	
VNM	73,100	-2.66%	3.25%	3,716,300	6,134,300	MSN: MSN ranks No. 2 with a net selling value of nearly 4,800 billion in the past 6 months (after HPG). In 2021, MSN is also in the top 10 net sellers of foreign investors.
MSN	102,000	-5.29%	-9.87%	1,210,800	1,344,800	
SAB	150,800	-1.76%	-4.01%	235,100	249,000	
BVH	125,900	-2.85%	-5.34%	630,800	815,900	GVR: The group's total revenue in 6 months is estimated at 11,650b VND (39.2% of the plan), profit before tax is 2,620b VND (40.4% of the plan). As for the parent company, the total revenue of the first 6 months is estimated at 950b VND, profit before tax is 462b VND, reaching 21.3% and 20% of the year plan, respectively. In the second quarter, GVR's revenue was about 6,757b dong, up nearly 19% over the same period, but consolidated pre-tax profit decreased by 17.4% to 1,121b dong.
VJC	125,900	-2.85%	-5.34%	630,800	815,900	
FPT	85,400	-1.50%	-4.79%	2,438,300	3,409,700	
MWG	65,500	-3.39%	-10.03%	5,832,900	6,284,600	
PNJ	118,600	-4.20%	-8.42%	2,547,100	2,719,000	
GVR	21,600	-3.57%	-8.09%	1,970,000	2,361,700	
SSI	19,700	-2.48%	0.51%	24,441,000	27,156,400	
HPG	21,900	-0.45%	-2.67%	29,030,900	28,429,600	

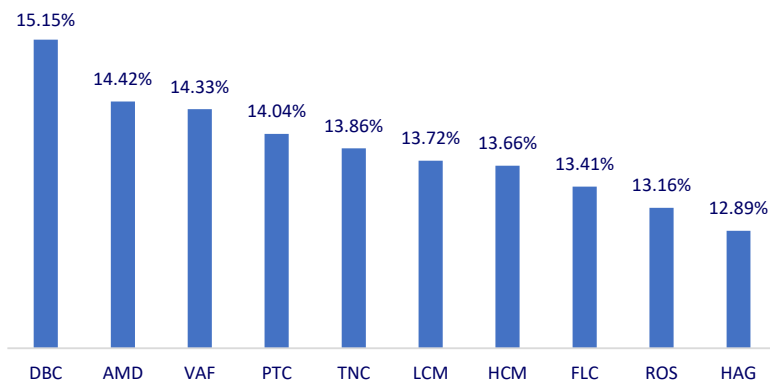
Top most traded tickers (Volume - in million)



Foreign net flow 10 nearest sessions (Billion VND)



Top increases in 3 consecutive sessions



Top decreases in 3 consecutive sessions

