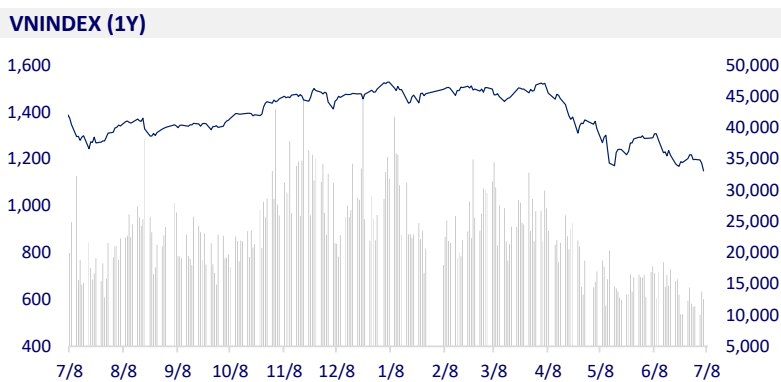
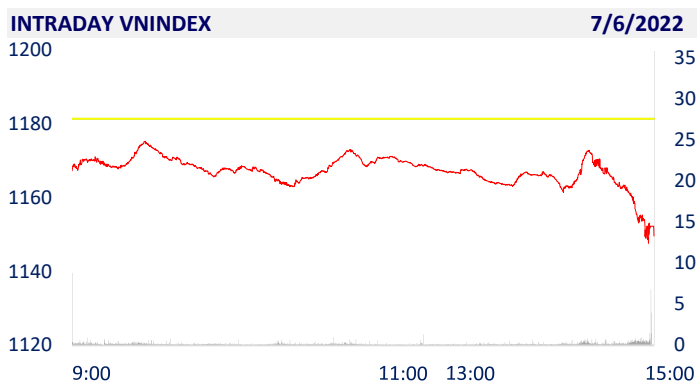
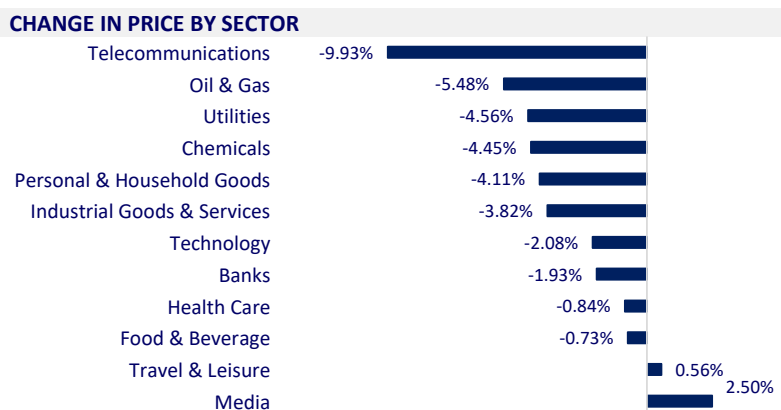


VIETNAM STOCK MARKET		1D	YTD
VN-INDEX	1,149.61	-2.68%	-23.27%
VN30	1,211.94	-2.42%	-21.08%
HNX	271.92	-2.17%	-42.63%
UPCOM	86.22	-1.11%	-23.48%
Net Foreign buy (B)	-765.58		
Total trading value (B)	15,072.35	-5.14%	-51.49%

Strong selling pressure caused VN-Index to drop 32 points, foreign investors continued to net sell 765 billion dong on the whole market. The total matched value reached 13,387 billion dong, down 5% compared to the previous session, of which, the matched value on HoSE alone reached 11,093 billion dong, down 10.4%.



ETF & DERIVATIVES		1D	YTD
E1VFN30	20,660	-1.15%	-20.02%
FUEMAV30	14,390	-1.77%	-20.45%
FUESSV30	15,360	-13.76%	-19.16%
FUESSV50	18,740	5.28%	-18.17%
FUESSVFL	16,300	-1.81%	-27.49%
FUEVFN30	25,720	-2.21%	-8.31%
FUEVN100	16,100	1.51%	-25.05%
VN30F2212	1,216.00	-1.23%	
VN30F2209	1,217.80	-0.99%	
VN30F2208	1,218.30	-1.25%	
VN30F2207	1,218.00	-1.37%	



GLOBAL MARKET		1D	YTD
Nikkei	26,119.33	0.25%	-9.28%
Shanghai	3,355.35	-1.43%	-7.81%
Kospi	2,292.01	-2.13%	-23.03%
Hang Seng	21,586.66	-0.49%	-7.74%
STI (Singapore)	3,103.66	-0.01%	-0.64%
SET (Thái Lan)	1,541.79	0.03%	-6.99%
Crude oil (\$/barrel)	99.94	-0.80%	30.64%
Gold (\$/ounce)	1,760.45	-0.51%	-3.31%

Asian stocks mostly fell in the session 6/7. China led the regional decline when the epidemic situation was complicated. The Shanghai Composite Index fell 1.43% to 3,355.35, the Shenzhen Component fell 1.25% to 12,811.33 points. In Hong Kong, the Hang Seng index fell 0.49%. South Korea's Kospi index fell 2.13%.

VIETNAM ECONOMY		1D (bps)	YTD (bps)
Vnibor	0.88%	0	7
Deposit interest 12M	5.60%	0	0
5 year-Gov. Bond	2.69%	0	168
10 year-Gov. Bond	3.24%	-1	124
USD/VND	23,600	0	2.88%
EUR/VND	24,279	0	-8.27%
CNY/VND	3,557	0	-2.76%

According to the data of the General Department of Customs, in the first 6 months of the year, the total budget revenue of the Customs sector reached 226,588 billion VND, reaching 64.4% of the estimate, reaching 61.2% of the target, up 15.4% compared to the previous year. Regarding import and export activities, the total turnover in June was estimated at 65.01 billion USD, up 2.3% over the previous month (up 1.48 billion USD).

EVENT CALENDER

Ticker	Ex-right Date	Last register Date	Exercise Date	Type	Rate	Value
VNM	7/6/2022	7/7/2022	8/19/2022	Cash		2,450
HDG	7/6/2022	7/7/2022		Stock	100:20	
SHP	7/6/2022	7/7/2022	7/13/2022	Cash		1,000
CTB	7/7/2022	7/8/2022	8/12/2022	Cash		1,500
CNG	7/7/2022	7/8/2022	8/5/2022	Cash		1,000
MCF	7/7/2022	7/8/2022	7/22/2022	Cash		720
NSC	7/11/2022	7/12/2022	8/19/2022	Cash		4,000
VC6	7/11/2022	7/12/2022		Stock	100:10	

SELECTED NEWS

RCEP Agreement: China's door welcomes Vietnamese businesses

6 months, Customs collected 226,588 billion VND

Vietnamese workers going abroad increased rapidly again

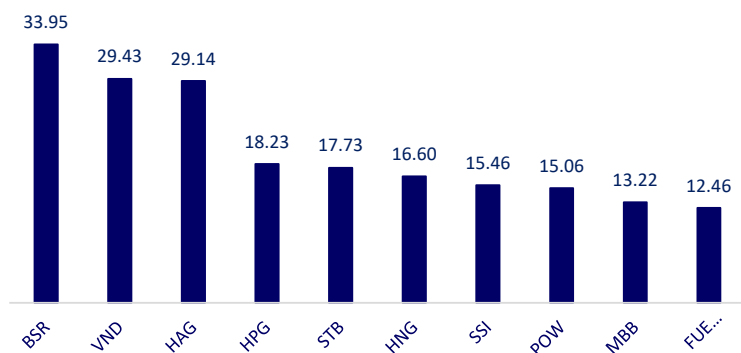
Russia needs a decade to raise the level of gas exports to Asia to the EU

Australia is open to compromise with China in WTO cases

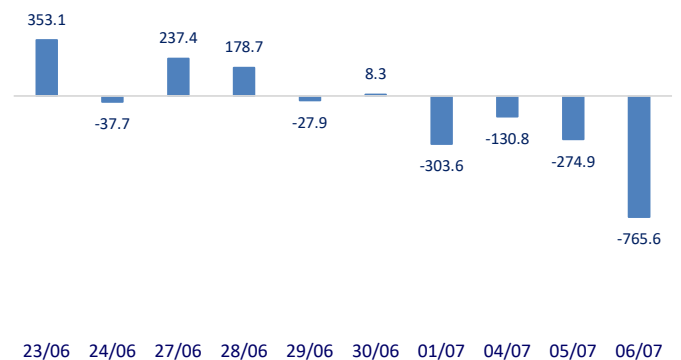
The US and Russian foreign ministers will not meet on the sidelines of the G20 summit

	Close	1D	5D	Buying vol.	Selling vol.	Content
VCB	72,800	-1.62%	-3.58%	2,396,000	2,418,400	TPB: just announced business results for the first 6 months of 2022 with many outstanding growth indicators. The strong breakthrough in profit in the second quarter reached nearly VND 2,200 billion, an increase of nearly VND 600 billion, equivalent to an increase of nearly 34% compared to the first quarter, bringing the accumulated profit to June 30, 2022 of TPBank to VND 3,788 billion, increased nearly 26% over the same period last year.
BID	35,600	-1.93%	2.01%	4,176,000	5,277,800	
CTG	25,850	-4.26%	-3.72%	7,717,200	7,846,800	
TCB	37,600	-0.40%	2.31%	9,225,500	13,505,200	
VPB	28,800	-2.37%	-4.00%	7,807,400	14,162,900	
MBB	24,900	-2.16%	0.81%	15,628,000	13,019,400	
HDB	23,850	-3.64%	-2.25%	4,542,700	5,199,400	
TPB	26,950	-2.00%	-1.64%	2,068,100	3,575,300	
STB	22,500	-2.39%	-0.44%	33,867,000	35,498,700	
ACB	24,200	-1.02%	0.00%	3,233,600	3,893,600	
NVL	73,400	-0.14%	-2.26%	1,332,000	1,822,800	NVL: Nova Consumer completed the Sunrise Foods M&A at the end of Q2, and the consumer goods industry expanded from brands such as Xuxifarm sausage, MasterT canned food, etc.
KDH	35,050	-0.43%	-1.90%	1,187,000	1,457,100	
PDR	52,000	0.00%	-0.76%	2,020,500	1,812,900	
GAS	95,800	-6.99%	-15.89%	2,274,200	3,069,700	POW: estimated profit of 1,159b dong, down 19% HoH and exceeding 56% of the year plan. Nhon Trach 3 and 4 projects started construction in Q2.2022
POW	12,800	-1.54%	-6.91%	30,056,600	29,563,000	
PLX	38,200	-4.86%	-6.83%	1,020,600	987,900	
VIC	67,500	-6.64%	-8.04%	2,459,100	5,501,400	VHM: transferred all capital at Vinpearl Landmark 81 with charter capital of more than VND1,605b, Vinhomes contributed more than VND1,603b (99.88% of contributed capital to Vinpearl.
VHM	59,100	-2.31%	-6.64%	8,006,600	11,155,400	
VRE	26,000	-6.98%	-8.61%	3,967,300	5,240,100	
VNM	70,700	0.07%	1.18%	3,390,600	4,180,900	VNM: In the first 6 months of the year, VNM lost 1.29 billion USD in market capitalization and was among the top losers in market capitalization in the VN30 basket.
MSN	100,000	-1.96%	-11.64%	1,643,700	1,704,900	
SAB	152,600	1.19%	-0.91%	121,300	168,900	
BVH	127,100	0.95%	-3.93%	739,700	774,200	FPT: With FPT Long Chau pharmacy just opened to serve in Cao Bang province, this system has officially covered all 63 provinces and cities of Vietnam after more than 4 years of entering the pharmaceutical retail market to serve the best community health care needs. With the achievement of this important milestone, FPT Long Chau has become a pharmacy chain with wide coverage in 63 provinces and cities nationwide.
VJC	127,100	0.95%	-3.93%	739,700	774,200	
FPT	83,500	-2.22%	-7.22%	3,178,300	3,750,500	
MWG	64,000	-2.29%	-12.33%	3,612,200	4,013,600	
PNJ	112,000	-5.56%	-13.51%	1,882,800	1,624,400	
GVR	20,850	-3.47%	-8.95%	2,600,900	3,052,000	
SSI	19,000	-3.55%	-3.80%	24,733,700	25,122,000	
HPG	21,450	-2.05%	-5.71%	27,430,900	31,293,200	

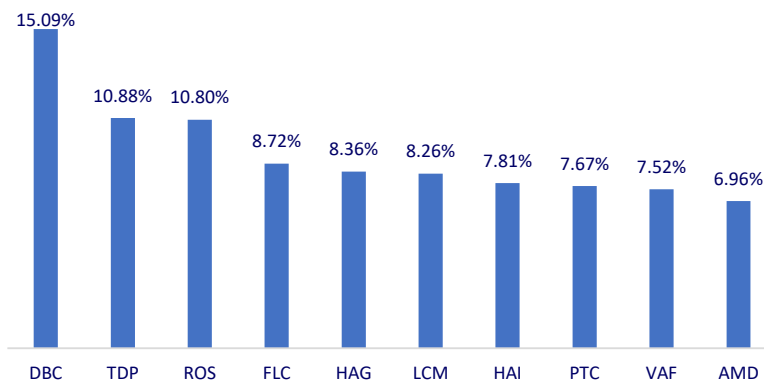
Top most traded tickers (Volume - in million)



Foreign net flow 10 nearest sessions (Billion VND)



Top increases in 3 consecutive sessions



Top decreases in 3 consecutive sessions

