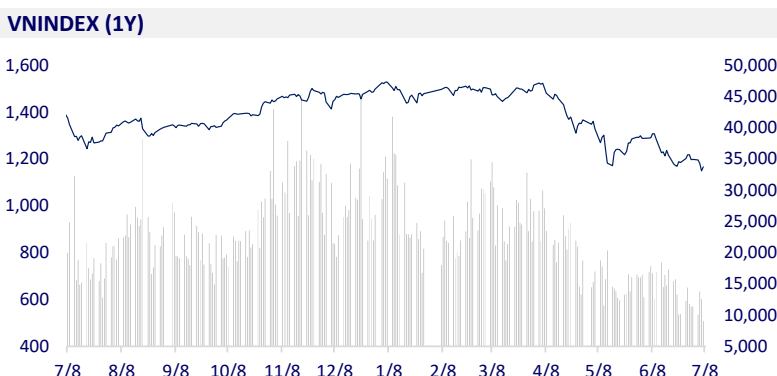
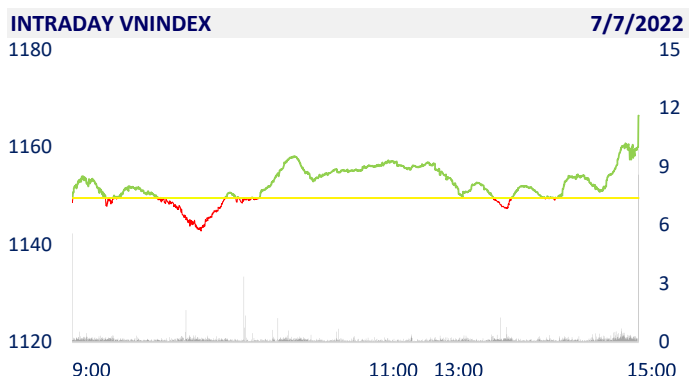
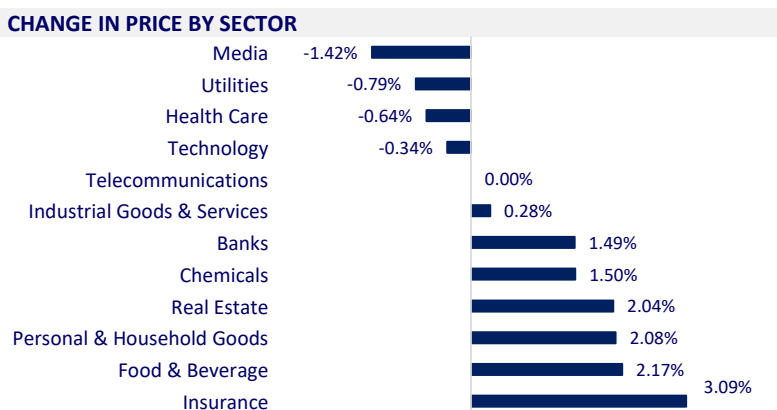


VIETNAM STOCK MARKET		1D	YTD
VN-INDEX	1,166.48	1.47%	-22.15%
VN30	1,229.23	1.43%	-19.96%
HNX	271.86	-0.02%	-42.64%
UPCOM	86.38	0.19%	-23.34%
Net Foreign buy (B)	490.51		
Total trading value (B)	10,422.97	-30.85%	-66.46%

VN-Index increased by nearly 17 points, the lowest trading value since November 2020. Market liquidity was at a low level with a total matched value of VND 9,042 billion (down 32.5% compared to the previous session) the lowest since November 27, 2020 (VND 9,011 billion), in which, matched value HoSE's own order decreased by 30% to 7,759 billion dong. Foreign investors net bought nearly 490 billion dong.



ETF & DERIVATIVES		1D	YTD
E1VFN30	20,700	0.19%	-19.86%
FUEMAV30	14,470	0.56%	-20.01%
FUESSV30	15,190	-14.71%	-20.05%
FUESSV50	18,540	-1.07%	-19.04%
FUESSVFL	16,340	0.25%	-27.31%
FUEVFVND	26,500	3.03%	-5.53%
FUEVN100	15,690	-2.55%	-26.96%
VN30F2212	1,222.20	0.51%	
VN30F2209	1,224.10	0.52%	
VN30F2208	1,223.40	0.42%	
VN30F2207	1,225.00	0.57%	



GLOBAL MARKET		1D	YTD
Nikkei	26,490.53	1.33%	-7.99%
Shanghai	3,364.40	0.27%	-7.57%
Kospi	2,334.27	1.84%	-21.61%
Hang Seng	21,643.58	1.62%	-7.50%
STI (Singapore)	3,129.40	0.83%	0.18%
SET (Thái Lan)	1,562.37	1.33%	-5.75%
Crude oil (\$/barrel)	99.28	2.17%	29.78%
Gold (\$/ounce)	1,740.85	0.23%	-4.39%

Asian stocks all went up in the session on 7/7. The Nikkei 225 index gained 1.33%. In South Korea, the Kospi rose 1.84%. In China, the Shanghai Composite Index reversed, gaining 0.27% despite falling at the beginning of the session. Hong Kong's Hang Seng Index rose 1.62%.

VIETNAM ECONOMY		1D (bps)	YTD (bps)
Vnibor	0.82%	-6	1
Deposit interest 12M	5.60%	0	0
5 year-Gov. Bond	2.65%	-4	164
10 year-Gov. Bond	3.33%	9	133
USD/VND	23,575	0	2.77%
EUR/VND	24,278	0	-8.27%
CNY/VND	3,555	0	-2.82%

After the GDP of the second quarter and the first six months were announced by the General Statistics Office to increase by 7.72% and 6.42% respectively over the same period last year, many institutions and experts have adjusted their Vietnam economic growth forecasts this year. In its July economic update report just released, HSBC has revised its forecast for Vietnam's economic growth to 6.9%, up 0.3 percentage points from the previous one.

**EVENT CALENDER**

Ticker	Ex-right Date	Last register Date	Exercise Date	Type	Rate	Value
CTB	7/7/2022	7/8/2022	8/12/2022	Cash		1,500
CNG	7/7/2022	7/8/2022	8/5/2022	Cash		1,000
MCF	7/7/2022	7/8/2022	7/22/2022	Cash		720
NSC	7/11/2022	7/12/2022	8/19/2022	Cash		4,000
VC6	7/11/2022	7/12/2022		Stock	100:10	
TAP	7/11/2022	7/12/2022	7/26/2022	Cash		1,491
PTD	7/12/2022	7/13/2022	7/27/2022	Cash		1,000
CTF	7/12/2022	7/13/2022		Stock	100:5	

## SELECTED NEWS

Vietnam's economic growth this year is forecast to exceed the target of 6-6.5%

The Ministry of Industry and Trade proposes to use the budget to compensate the price of petrol for fishermen

Government Inspector asked the Ministry of Industry and Trade to report a series of hot oil-related issues

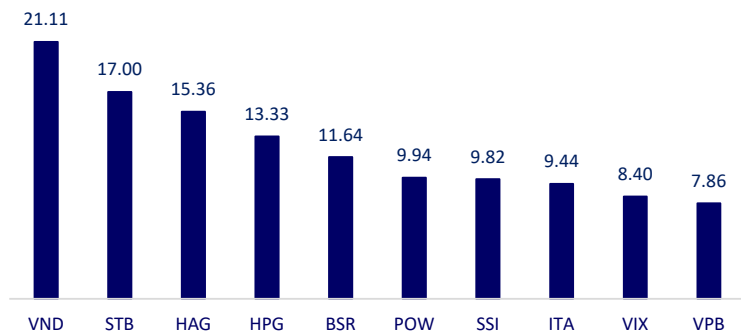
US sanctions a series of companies that bring Iranian oil to China

USD hits new 20-year high, euro reaches 2-decade low while gold continues to plunge to 9-month low

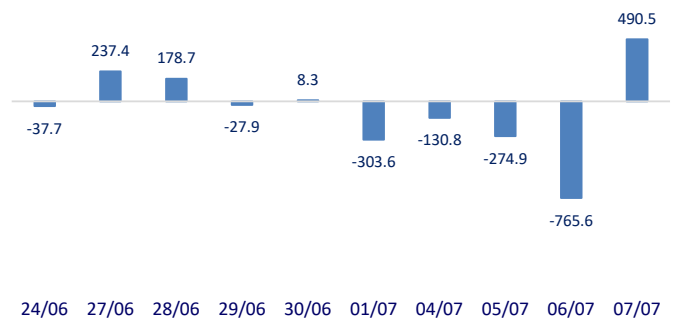
China is ready to open pork reserves to control inflation

	Close	1D	5D	Buying vol.	Selling vol.	Content
<b>VCB</b>	75,500	3.71%	0.94%	1,883,400	2,414,800	VPB: VPB announced the issuance of 30 million shares under the Employee Options Program (ESOP) with par value of 10,000 VND/share. The time to issue shares is in July. VPBank will use 30 million treasury shares to offer to employees at the rate of 0.675%. Total proceeds after issuing ESOP is 300 billion dong. These shares will be restricted to transfer up to three years from the closing date of the offering. After the first year, 30% of the shares will be released, and the second and third years will have a clearance rate of 35%, respectively.
<b>BID</b>	36,300	1.97%	8.36%	4,460,700	5,065,200	
<b>CTG</b>	26,300	1.74%	0.57%	6,258,900	7,132,700	
<b>TCB</b>	37,800	0.53%	6.33%	6,890,200	8,995,200	
<b>VPB</b>	28,900	0.35%	-0.34%	14,725,200	13,405,600	
<b>MBB</b>	25,100	0.80%	3.72%	16,870,800	12,682,400	
<b>HDB</b>	24,000	0.63%	0.00%	1,653,700	2,432,800	
<b>TPB</b>	27,450	1.86%	1.10%	2,571,100	2,962,900	
<b>STB</b>	22,600	0.44%	5.12%	40,589,400	30,838,300	
<b>ACB</b>	24,150	-0.21%	0.63%	3,118,300	4,647,900	
<b>NVL</b>	74,000	0.82%	-0.67%	2,314,700	2,711,600	NVL: Nova Consumer expands its consumer goods portfolio, consolidating revenue from Q3 by completing a food company merger.
<b>KDH</b>	35,600	1.57%	0.67%	1,145,000	1,192,100	
<b>PDR</b>	52,300	0.58%	0.97%	1,720,200	1,492,300	
<b>GAS</b>	94,100	-1.77%	-16.31%	1,933,500	1,326,000	POW: PV Power plans to put Dakrinh Hydropower shares on the stock exchange this year and list Hua Na Hydropower shares.
<b>POW</b>	12,800	0.00%	-5.88%	30,345,000	23,414,300	
<b>PLX</b>	39,000	2.09%	-3.23%	898,000	882,100	
<b>VIC</b>	69,800	3.41%	-5.03%	2,764,800	3,641,400	VHM: After transferring all contributed capital at Vinpearl Landmark 81, Vinhomes will have 33 subsidiaries, most of them operating in the field of construction and real estate business.
<b>VHM</b>	61,000	3.21%	-1.77%	3,320,900	3,439,600	
<b>VRE</b>	27,000	3.85%	-5.43%	3,708,800	3,586,000	
<b>VNM</b>	73,000	3.25%	4.61%	4,564,000	4,774,200	VNM: Sales of the whole dairy market are forecasted to reach 140,000 billion to 2025, Vinamilk alone aims to increase revenue from 61,000 billion VND in 2021 to 86,000 billion VND in 2025.
<b>MSN</b>	103,000	3.00%	-7.36%	862,900	778,700	
<b>SAB</b>	156,200	2.36%	1.03%	124,900	215,900	
<b>BVH</b>	129,300	1.73%	-0.54%	790,800	725,800	HPG: announced sales volume of construction steel, billet and hot rolled coil (HRC) in June reached 560,000 tons, up 14% YoY and down 15% MoM. In which, construction steel output reached 348,000 tons, up 51% over the same period and down 11% over the previous month; HRC recorded 202,000 tons, down 12% YoY.
<b>VJC</b>	129,300	1.73%	-0.54%	790,800	725,800	
<b>FPT</b>	83,100	-0.48%	-3.60%	2,270,600	2,760,900	
<b>MWG</b>	64,000	0.00%	-10.49%	2,313,700	2,661,800	
<b>PNJ</b>	116,000	3.57%	-9.73%	2,271,900	1,246,900	
<b>GVR</b>	20,750	-0.48%	-7.98%	1,903,300	1,780,100	
<b>SSI</b>	19,100	0.53%	1.60%	27,370,300	18,638,600	
<b>HPG</b>	21,750	1.40%	-2.47%	19,903,300	17,941,200	

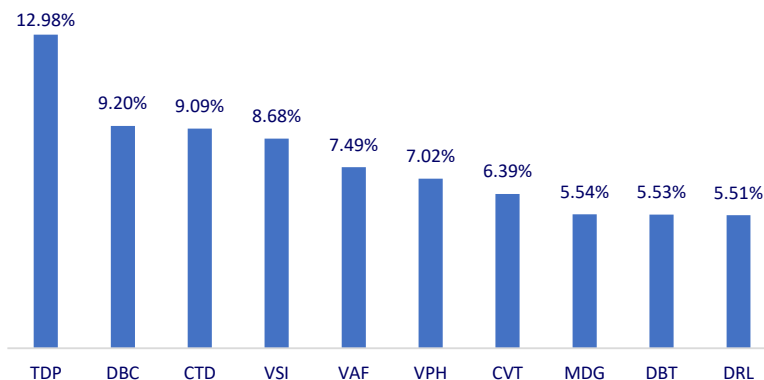
Top most traded tickers (Volume - in million)



Foreign net flow 10 nearest sessions (Billion VND)



Top increases in 3 consecutive sessions



Top decreases in 3 consecutive sessions

