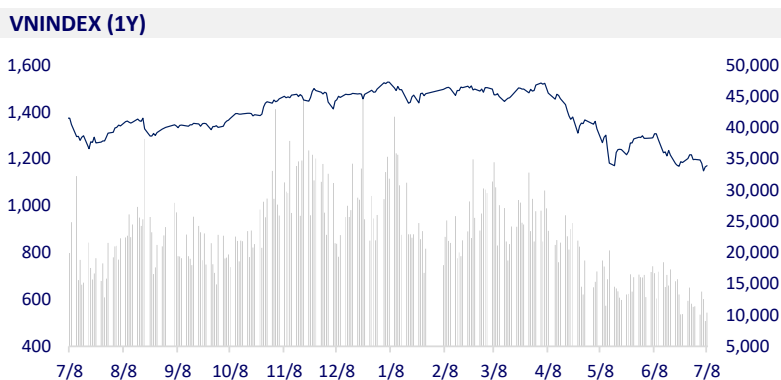
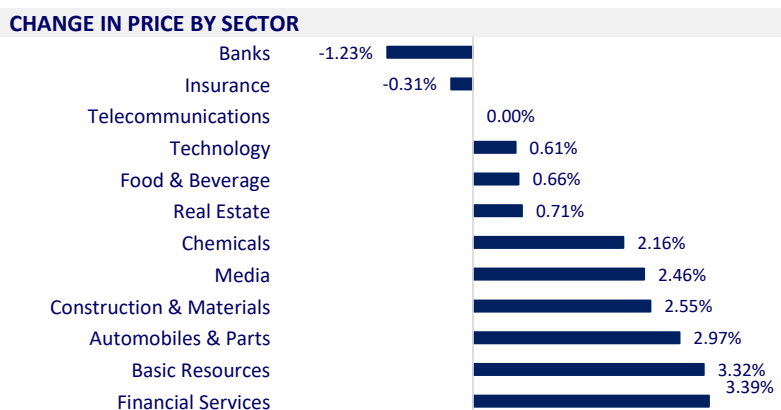


VIETNAM STOCK MARKET		1D	YTD
VN-INDEX	1,171.31	0.41%	-21.82%
VN30	1,231.54	0.19%	-19.81%
HNX	277.80	2.18%	-41.39%
UPCOM	86.96	0.67%	-22.83%
Net Foreign buy (B)	-412.80		
Total trading value (B)	12,036.90	15.48%	-61.26%

SSI hit the ceiling, VN-Index gained nearly 5 points. Market liquidity improved more than yesterday with a total matched value of 10,886 billion dong, up 20.4%, of which, matched value on HoSE alone increased by 20.5% to 9,350 billion dong. Foreign investors net sold about 413 billion dong.



ETF & DERIVATIVES		1D	YTD
E1VFN30	20,890	0.92%	-19.13%
FUEMAV30	14,550	0.55%	-19.57%
FUESSV30	15,220	-14.54%	-19.89%
FUESSV50	17,850	-3.72%	-22.05%
FUESSVFL	16,400	0.37%	-27.05%
FUEVFVND	26,100	-1.51%	-6.95%
FUEVN100	15,740	0.32%	-26.72%
VN30F2212	1,222.00	-0.02%	
VN30F2209	1,225.00	0.07%	
VN30F2208	1,223.00	-0.03%	
VN30F2207	1,225.00	0.00%	



GLOBAL MARKET		1D	YTD
Nikkei	26,517.19	-1.27%	-7.90%
Shanghai	3,356.08	-0.25%	-7.79%
Kospi	2,350.61	0.70%	-21.06%
Hang Seng	21,725.78	-0.44%	-7.15%
STI (Singapore)	3,131.26	0.06%	0.24%
SET (Thái Lan)	1,557.87	-0.29%	-6.02%
Crude oil (\$/barrel)	102.50	0.61%	33.99%
Gold (\$/ounce)	1,739.35	-0.10%	-4.47%

Asian stocks mixed after a rally in the US. Investors in the region await the June jobs report from the world's number one economy. In Japan, the Nikkei 225 index fell 1.27%. South Korea's Kospi index rose 0.07%. In Hong Kong, the Hang Seng index fell 0.44%. The Shanghai Composite Index fell 0.25%.

VIETNAM ECONOMY		1D (bps)	YTD (bps)
Vnibor	0.82%	0	1
Deposit interest 12M	5.60%	0	0
5 year-Gov. Bond	2.67%	2	166
10 year-Gov. Bond	3.32%	-1	132
USD/VND	23,580	0	2.79%
EUR/VND	24,122	0	-8.86%
CNY/VND	3,555	0	-2.82%

According to a report of the Ministry of Finance, in the first 6 months of 2022, the Finance sector's state budget revenue reached 941,300 billion VND, equaling 66.7% of the estimate (central budget revenue reached 66.4% of the estimate, local budget revenue is estimated at approximately 67% of the estimate), an increase of 19.9% over the same period in 2021.

EVENT CALENDER

Ticker	Ex-right Date	Last register Date	Exercise Date	Type	Rate	Value
HEC	7/8/2022	7/11/2022	7/27/2022	Cash		4,000
NSC	7/11/2022	7/12/2022	8/19/2022	Cash		4,000
VC6	7/11/2022	7/12/2022		Stock	100:10	
TAP	7/11/2022	7/12/2022	7/26/2022	Cash		1,491
PTD	7/12/2022	7/13/2022	7/27/2022	Cash		1,000
CTF	7/12/2022	7/13/2022		Stock	100:5	
S99	7/12/2022	7/13/2022		Stock	25:2	
GEX	7/13/2022	7/14/2022	7/28/2022	Cash		500

SELECTED NEWS

State budget bumper to 228,300 billion

Accelerating disbursement of public investment capital in the last 6 months of 2022

From August 1, port infrastructure fees in Ho Chi Minh City will be reduced by 50%.

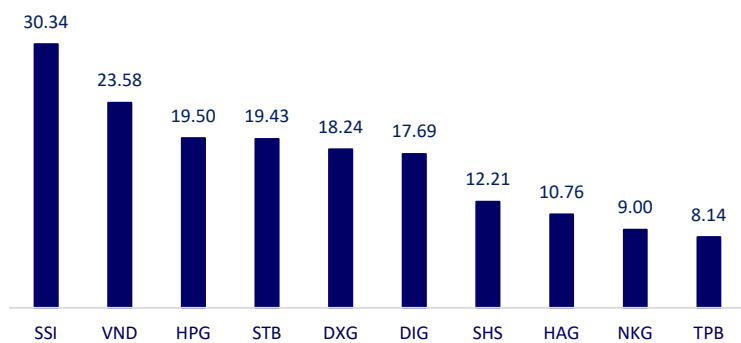
Korea - US to conduct economic security dialogue

ADB and UK to build USD134 million fund for ASEAN

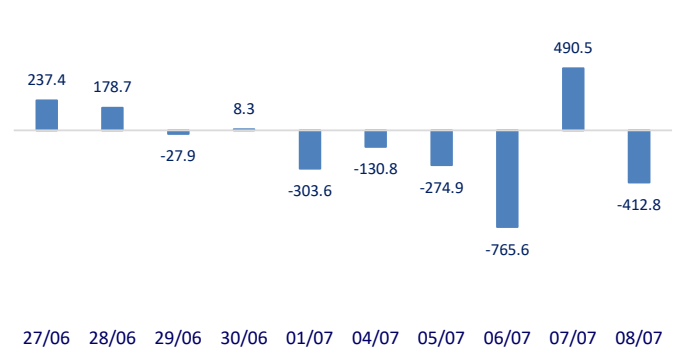
Mr. Biden consults with advisers on the plan to remove tariffs on China

	Close	1D	5D	Buying vol.	Selling vol.	Content
VCB	74,000	-1.99%	0.00%	1,282,600	1,985,400	MBB: From the beginning of July until now, MB Debt Management and Asset Exploitation Company Limited (MBAMC), a subsidiary of MBB has announced 3 selections of asset auction organization. personal customer property for debt recovery. According to the announcements, the collateral is 11 properties in Dak Nong province and Can Tho city with a starting price of more than 9 billion VND.
BID	35,000	-3.58%	-0.14%	3,445,500	4,602,000	
CTG	25,900	-1.52%	-3.90%	4,670,200	6,332,300	
TCB	37,550	-0.66%	4.31%	6,522,700	8,442,400	
VPB	28,600	-1.04%	-1.72%	13,255,500	12,110,500	
MBB	25,050	-0.20%	3.51%	12,615,300	11,222,600	
HDB	23,700	-1.25%	-3.27%	1,732,700	2,028,600	
TPB	27,100	-1.28%	-0.73%	1,925,500	2,572,900	
STB	22,500	-0.44%	2.27%	35,274,400	33,526,700	
ACB	24,000	-0.62%	-0.21%	3,135,600	3,409,300	
NVL	73,800	-0.27%	-0.81%	1,344,900	2,028,700	NVL: Disclosure of information about the appellate judgment on the "Construction contract dispute", whereby, NVL does not have any obligations and interests related to the judgment.
KDH	36,050	1.26%	2.07%	1,969,800	1,763,400	
PDR	52,800	0.96%	0.76%	1,545,600	1,251,800	
GAS	95,600	1.59%	-13.10%	1,518,900	1,308,300	Concerned about supply, oil prices rebounded. Brent oil futures rose \$3.96, or 3.9%, to \$104.65 a barrel. WTI oil price increased by 4.2 USD, or 4.3%, to 102.7 USD/barrel.
POW	13,000	1.56%	-4.41%	20,117,400	16,872,000	
PLX	39,350	0.90%	-3.08%	606,200	585,900	
VIC	70,000	0.29%	-3.58%	2,275,900	3,125,200	VHM: In the next 5 years, Vinhomes is expected to complete and put on the market 500,000 social housing houses with a total area of 50-60 hectares/project.
VHM	61,000	0.00%	-0.65%	2,900,800	3,243,200	
VRE	27,000	0.00%	-5.76%	1,877,800	2,312,600	
VNM	73,000	0.00%	2.48%	2,701,400	3,989,200	VNM: In the coming time, Vinamilk does not plan to buy treasury shares but focuses on sustainable development, growth with profit and revenue.
MSN	104,900	1.84%	-3.50%	838,800	850,600	
SAB	155,100	-0.70%	0.78%	186,100	310,700	
BVH	127,800	-1.16%	-1.77%	527,700	679,900	HPG: Last month's construction steel consumption grew well thanks to the strong growth in the southern market and exports, by 200% and 60% respectively over the same period in 2021. The Government's promotion of the progress of projects Public investment projects, especially key infrastructure projects, including the North-South expressway, have helped improve the demand in the building materials market compared to the previous year.
VJC	127,800	-1.16%	-1.77%	527,700	679,900	
FPT	83,600	0.60%	-5.00%	1,898,900	1,565,500	
MWG	65,000	1.56%	-7.54%	4,171,400	4,035,100	
PNJ	116,000	0.00%	-9.52%	2,165,700	1,185,300	
GVR	21,200	2.17%	-6.19%	2,098,100	1,722,500	
SSI	20,400	6.81%	3.55%	60,255,700	40,469,200	
HPG	22,450	3.22%	0.22%	32,581,300	32,507,300	

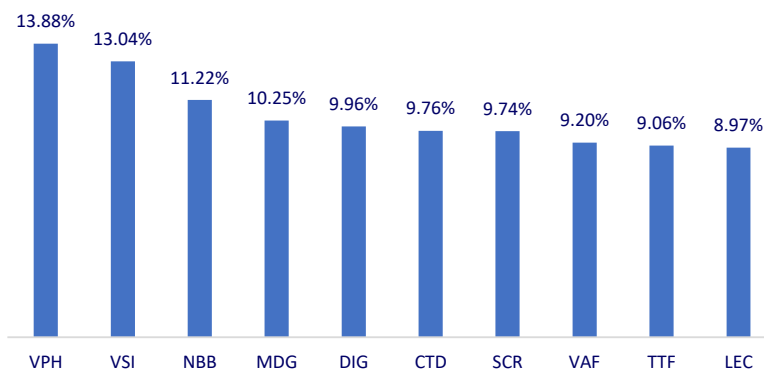
Top most traded tickers (Volume - in million)



Foreign net flow 10 nearest sessions (Billion VND)



Top increases in 3 consecutive sessions



Top decreases in 3 consecutive sessions

