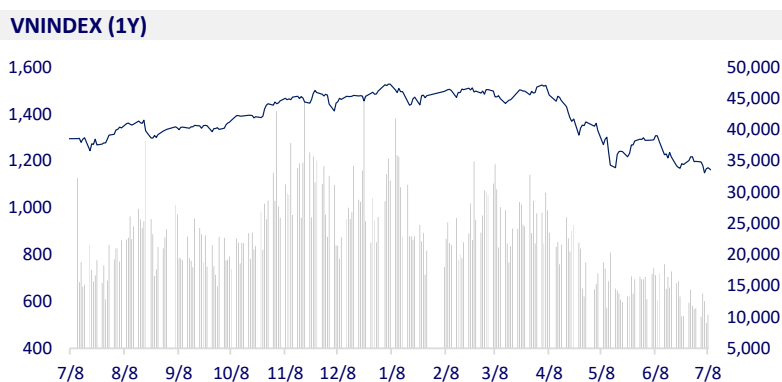
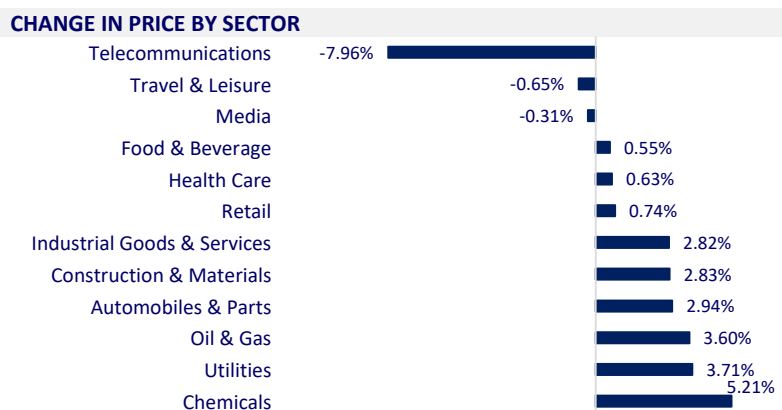


VIETNAM STOCK MARKET		1D	YTD
VN-INDEX	1,174.82	1.69%	-21.59%
VN30	1,219.44	0.86%	-20.59%
HNX	281.99	1.83%	-40.51%
UPCOM	86.78	0.61%	-22.99%
Net Foreign buy (B)	-316.08		
Total trading value (B)	12,581.92	-3.92%	-59.51%

VN-Index broke through nearly 20 points, foreign investors turned to be a net seller of 316 billion dong on the whole market. The recovery momentum covered almost all industry groups such as Real Estate, Securities, Banking, Fertilizer, Oil and Gas, etc. even Fisheries and Industrial Zones recorded many stocks hitting the ceiling.



ETF & DERIVATIVES		1D	YTD
E1VFN30	20,600	1.13%	-20.25%
FUEMAV30	14,400	1.41%	-20.40%
FUESSV30	15,110	-15.16%	-20.47%
FUESSV50	18,000	0.84%	-21.40%
FUESSVFL	16,210	-2.11%	-27.89%
FUEVFN30	25,580	-0.23%	-8.81%
FUEVN100	16,000	3.90%	-25.51%
VN30F2212	1,213.50	1.97%	
VN30F2209	1,212.50	1.14%	
VN30F2208	1,210.00	0.04%	
VN30F2207	1,213.50	1.07%	



GLOBAL MARKET		1D	YTD
Nikkei	26,336.66	-0.11%	-8.53%
Shanghai	3,281.47	-0.97%	-9.84%
Kospi	2,317.76	-0.96%	-22.16%
Hang Seng	20,844.74	-0.89%	-10.91%
STI (Singapore)	3,145.77	0.46%	0.71%
SET (Thái Lan)	1,546.80	-0.68%	-6.69%
Crude oil (\$/barrel)	101.52	-1.22%	32.71%
Gold (\$/ounce)	1,730.60	-0.03%	-4.95%

Chinese stocks fell the most in the Asia-Pacific region after the main stock indexes in the US all dropped yesterday. The Nikkei 225 index fell 0.11%. In South Korea, the Kospi index fell 0.96%. Hong Kong's Hang Seng Index fell 0.89%. In China, the Shanghai Composite Index fell 0.97%.

VIETNAM ECONOMY		1D (bps)	YTD (bps)
Vnibor	0.72%	4	-9
Deposit interest 12M	5.60%	0	0
5 year-Gov. Bond	2.69%	1	168
10 year-Gov. Bond	3.30%	-2	130
USD/VND	23,615	0	2.94%
EUR/VND	23,870	0	-9.82%
CNY/VND	3,550	0	-2.95%

By the end of April, residents' deposits at credit institutions reached VND 5,532 million, an increase of VND 57,597 billion compared to the end of March and an increase of 4.37% compared to the end of 2021. By the end of April, deposits of economic organizations decreased by 69,446 billion VND compared to March, to more than 5.79 million billion VND, 2.66% higher than the end of 2021.

EVENT CALENDER

Ticker	Ex-right Date	Last register Date	Exercise Date	Type	Rate	Value
PTD	7/12/2022	7/13/2022	7/27/2022	Cash		1,000
CTF	7/12/2022	7/13/2022		Stock	100:5	
S99	7/12/2022	7/13/2022		Stock	25:2	
GEX	7/13/2022	7/14/2022	7/28/2022	Cash		500
VIT	7/13/2022	7/14/2022	7/28/2022	Cash		800
HLC	7/14/2022	7/15/2022	7/22/2022	Cash		800
PGV	7/14/2022	7/15/2022	7/28/2022	Cash		1,300
CCL	7/14/2022	7/15/2022		Stock	100:12	

SELECTED NEWS

Fertilizer imports from Russia increased dramatically

Australia ends anti-dumping tax on Vietnamese aluminum profiles

Deposits from economic organizations decreased by more than VND 69,400 billion in April

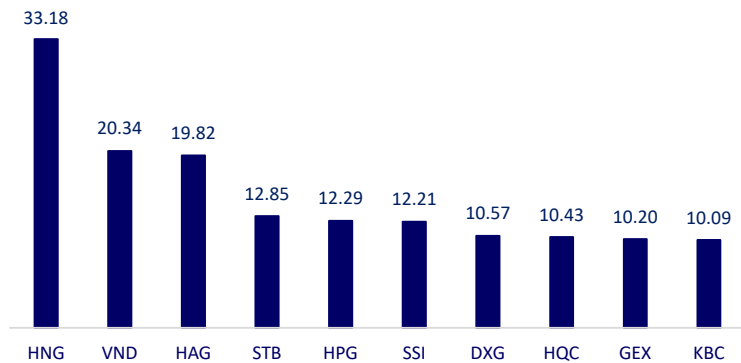
US, IEA urge Asian countries to diversify energy supply chains

Asia strives to prevent new Covid-19 wave

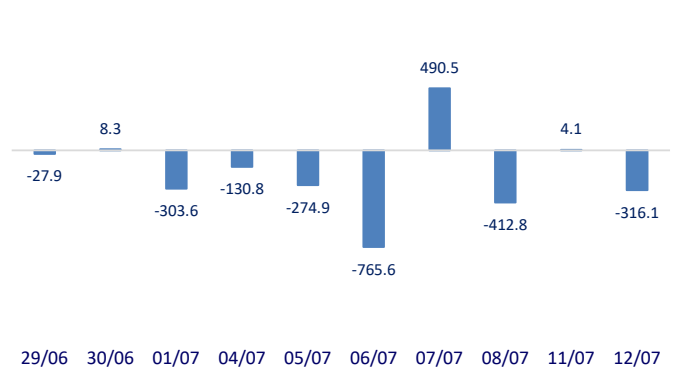
Europe is on high alert when Russia temporarily stops the flow of gas through the main pipeline

	Close	1D	5D	Buying vol.	Selling vol.	Content
VCB	71,900	-0.14%	-2.84%	1,538,900	1,829,000	MBB: At MB, the bank's leaders said that the group's revenue in the first 6 months was approximately 29.9 trillion dong with a profit of 11,920 billion dong. In which, the bank's revenue was nearly 17.8 trillion dong, up 23% and profit was 10,666 billion dong; member companies achieved revenue of nearly 12 trillion dong, up 42% and contributing 13% of the group's profit.
BID	36,400	5.51%	0.28%	3,267,900	3,157,200	
CTG	25,700	0.78%	-4.81%	10,184,000	5,613,500	
TCB	36,100	1.40%	-4.37%	7,084,600	6,325,200	
VPB	27,750	0.91%	-5.93%	11,595,200	11,916,600	
MBB	25,050	2.66%	-1.57%	23,229,300	8,652,900	
HDB	23,500	2.62%	-5.05%	2,209,300	1,273,600	
TPB	26,700	2.69%	-2.91%	1,397,400	1,725,500	
STB	22,600	2.49%	-1.95%	27,620,700	22,087,200	
ACB	24,000	2.13%	-1.84%	1,733,800	2,599,400	
NVL	73,400	0.00%	-0.14%	1,254,900	1,759,200	NVL: Accumulated in the first 6 months, real estate group issued 42,583 billion dong. In which, Nova Real Estate Investment Group JSC issued the most (VND 9,857 billion).
KDH	35,600	1.71%	1.14%	1,076,500	1,065,700	
PDR	52,600	0.57%	1.15%	1,294,200	1,275,000	
GAS	99,000	4.32%	-3.88%	1,556,800	1,550,200	GAS: In the first 6 months of 2022, PV GAS estimates revenue to reach VND 54,560 billion, up 34% over the same period in 2021 and EAT at VND 6,919 billion, up 59%.
POW	12,950	3.60%	-0.38%	32,598,700	18,699,300	
PLX	40,400	2.28%	0.62%	964,700	986,100	
VIC	69,900	-0.14%	-3.32%	2,115,600	3,088,400	VIC: Leading in the volume of real estate corporate bond issuance in June 2022 is Vingroup with USD 100 million of international bonds (equivalent to more than VND 2,300 billion).
VHM	60,200	-0.50%	-0.50%	4,831,200	6,178,000	
VRE	26,200	0.77%	-6.26%	2,374,000	2,167,900	
VNM	73,300	0.41%	3.75%	1,716,200	3,058,500	MSN: Western Food Industry Center 2 includes 4 subdivisions. In which, subdivision 1 is the largest to build a food factory, with an area of about 20.9 hectares, producing pasta, flat noodles ...
MSN	102,000	-0.49%	0.00%	515,600	634,600	
SAB	153,600	-0.97%	1.86%	75,000	115,400	
BVH	125,500	-1.49%	-0.32%	807,200	882,900	MWG: as of July 12, the Bach Hoa Xanh consumer goods food chain (BHX) of Mobile World Investment (HoSE: MWG) has 1,972 stores, down 132 stores compared to the end of May and down 168 stores compared to the end of April. In the third quarter, the Bach Hoa Xanh chain aims to change the layout of all existing stores and complete the automation of the back-end platform by the fourth quarter.
VJC	125,500	-1.49%	-0.32%	807,200	882,900	
FPT	83,500	0.85%	-2.22%	1,535,100	1,369,000	
MWG	64,400	-0.16%	-1.68%	2,864,100	2,758,400	
PNJ	116,800	1.13%	-1.52%	1,886,500	779,800	
GVR	22,400	6.92%	3.70%	5,101,600	2,945,000	
SSI	20,900	1.21%	6.09%	22,420,500	25,724,500	
HPG	22,300	1.13%	1.83%	19,988,400	21,771,600	

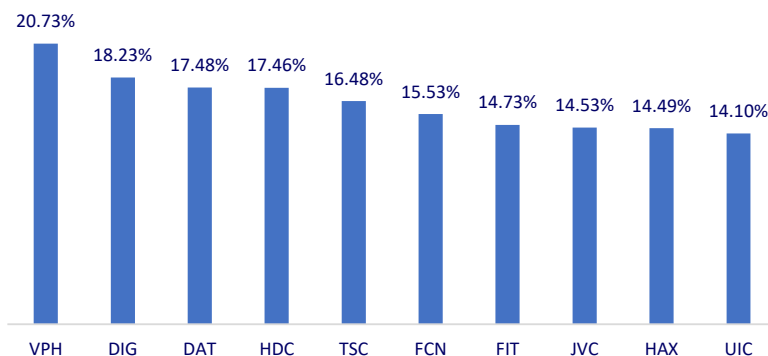
Top most traded tickers (Volume - in million)



Foreign net flow 10 nearest sessions (Billion VND)



Top increases in 3 consecutive sessions



Top decreases in 3 consecutive sessions

