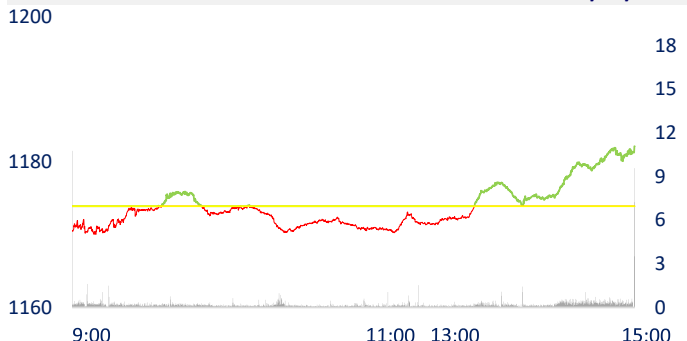
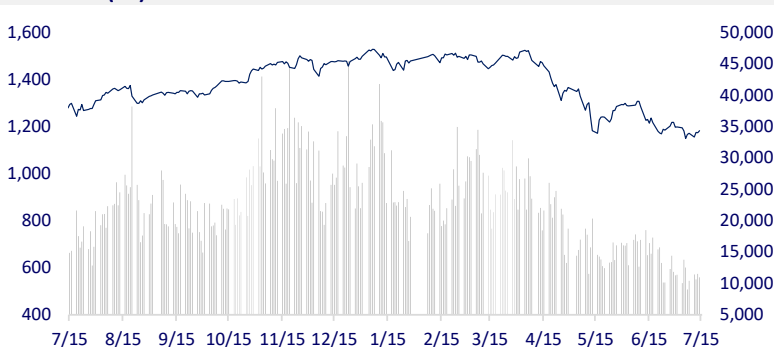
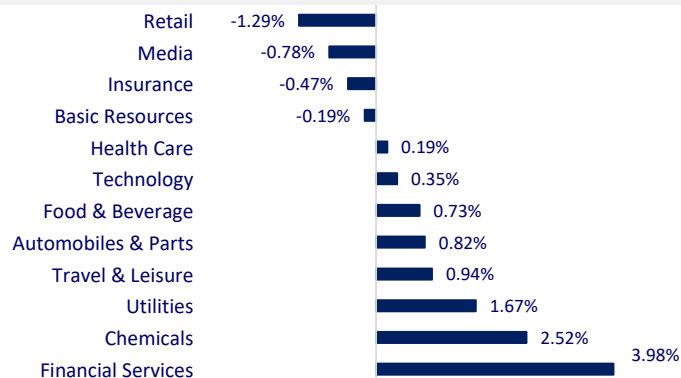


VIETNAM STOCK MARKET		1D	YTD
VN-INDEX	1,182.17	0.70%	-21.10%
VN30	1,221.94	0.41%	-20.43%
HNX	284.75	1.20%	-39.92%
UPCOM	87.19	0.11%	-22.62%
Net Foreign buy (B)	156.74		
Total trading value (B)	13,029.87	-4.57%	-58.07%

Securities stocks raced to break out, VN-Index gained more than 8 points. Market liquidity decreased slightly compared to yesterday. Total matched value reached 11,786 billion dong, down 4.4%, of which matched value decreased 6% to 9,918 billion dong. Foreign investors net bought more than 156 billion dong.

INTRADAY VNINDEX 7/14/2022

VNINDEX (1Y)

ETF & DERIVATIVES 1D YTD

E1VFN30	20,690	0.29%	-19.90%
FUEMAV30	14,420	0.28%	-20.29%
FUESSV30	15,100	-15.22%	-20.53%
FUESSV50	17,700	-2.96%	-22.71%
FUESSVFL	16,410	0.86%	-27.00%
FUEVFVND	25,970	1.25%	-7.42%
FUEVN100	15,620	0.00%	-27.28%
VN30F2212	1,211.80	-0.35%	
VN30F2209	1,212.10	0.17%	
VN30F2208	1,213.60	0.30%	
VN30F2207	1,215.70	0.47%	

CHANGE IN PRICE BY SECTOR

GLOBAL MARKET 1D YTD

Nikkei	26,643.39	0.04%	-7.46%
Shanghai	3,281.74	-0.08%	-9.84%
Kospi	2,322.32	-0.27%	-22.01%
Hang Seng	20,751.21	-0.03%	-11.31%
STI (Singapore)	3,090.63	-1.22%	-1.06%
SET (Thái Lan)	1,536.82	-0.65%	-7.29%
Crude oil (\$/barrel)	93.81	-2.47%	22.63%
Gold (\$/ounce)	1,708.30	-0.97%	-6.18%

Asian stocks were mixed on July 14, a day after the US announced the highest inflation in four decades. Japan's Nikkei 225 index rose 0.04%. Meanwhile, in South Korea, the Kospi index fell 0.27%. The Shanghai Composite Index fell 0.08%. Hong Kong's Hang Seng Index fell 0.03%.

VIETNAM ECONOMY 1D (bps) YTD (bps)

Vnibor	0.73%	2	-8
Deposit interest 12M	5.60%	0	0
5 year-Gov. Bond	2.68%	2	167
10 year-Gov. Bond	3.27%	0	127
USD/VND	23,640	0	3.05%
EUR/VND	23,897	0	-9.71%
CNY/VND	3,541	0	-3.20%

The Prime Minister directed to speed up the rental support for workers. The document states that the implementation of the policy to support rent for employees is still very slow. Therefore, the Prime Minister requested the Ministry of Labour, Invalids and Social Affairs to assume the prime responsibility for, and coordinate with the Ministry of Finance and relevant agencies and localities in, urgently examining and determining the causes and taking measures to speed up the work.

EVENT CALENDER

Ticker	Ex-right Date	Last register Date	Exercise Date	Type	Rate	Value
HLC	7/14/2022	7/15/2022	7/22/2022	Cash		800
PGV	7/14/2022	7/15/2022	7/28/2022	Cash		1,300
CCL	7/14/2022	7/15/2022		Stock	100:12	
PPC	7/15/2022	7/18/2022	8/17/2022	Cash		450
MDC	7/18/2022	7/19/2022	7/29/2022	Cash		650
ILB	7/19/2022	7/20/2022	8/10/2022	Cash		1,500
NCT	7/19/2022	7/20/2022	8/18/2022	Cash		6,300
DHC	7/19/2022	7/20/2022	8/30/2022	Cash		1,000

SELECTED NEWS

China and Vietnam continue to cooperate, maintain supply chain stability

The Prime Minister directs to speed up the rental support for workers

Focus on solutions to curb inflation and stabilize prices in the last 6 months of the year

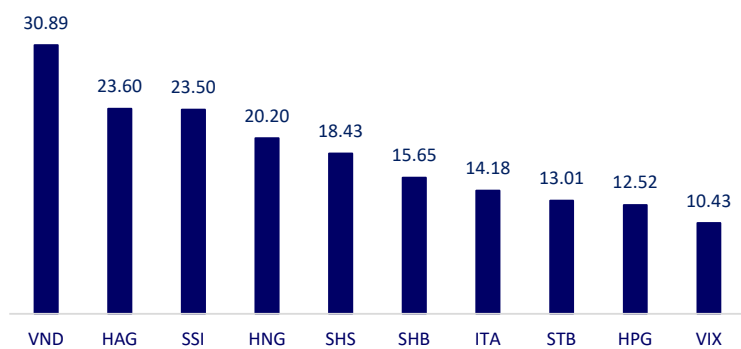
US bank profits plummet, heralding an "economic storm"

The global central bank urgently raises interest rates to extinguish the "fire" of inflation

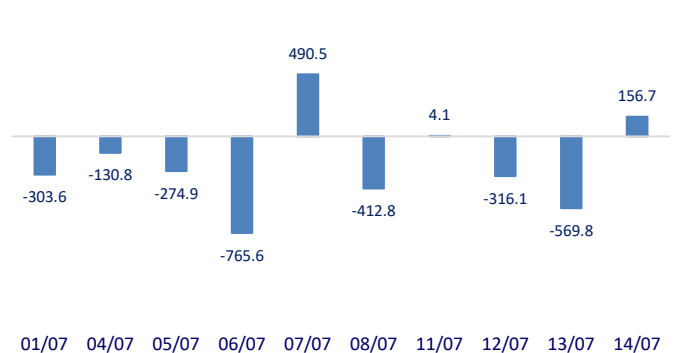
Fed may raise rates by 100 basis points after hot inflation data of June

	Close	1D	5D	Buying vol.	Selling vol.	Content
VCB	72,400	0.84%	-4.11%	1,066,100	1,049,300	TCB: With a total investment of about VND23,000b, the Gia Nghia (Dak Nong) - Chon Thanh (Binh Phuoc) expressway project proposed by Vingroup - Techcombank and approved by the Ministry of Transport for two unit is in charge of preparing the pre-feasibility study report. The project has a total length of about 140 km; passing through the territory of Dak Nong province, Binh Phuoc province; starting point in the city area. Gia Nghia, Dak Nong province, the end point is at Chon Thanh town, Binh Phuoc province
BID	36,150	0.28%	-0.41%	2,779,900	3,711,600	
CTG	27,000	1.69%	2.66%	10,315,800	9,730,500	
TCB	35,950	-0.42%	-4.89%	5,153,700	5,371,100	
VPB	28,050	1.08%	-2.94%	17,314,300	14,497,600	
MBB	25,500	0.79%	1.59%	17,938,400	12,843,100	
HDB	23,700	0.00%	-1.25%	2,947,000	3,211,900	
TPB	26,900	0.94%	-2.00%	1,520,100	1,728,400	
STB	23,300	1.08%	3.10%	28,030,300	27,416,700	
ACB	24,050	0.21%	-0.41%	2,511,200	2,683,500	
NVL	73,700	0.14%	-0.41%	1,789,000	2,206,700	By the end of 2021, the land fund of NVL and PDR is 10,600ha and 5,800ha, respectively, just behind Vinhomes' land bank with 16,800ha.
KDH	36,800	4.10%	3.37%	3,432,400	2,170,400	
PDR	52,800	0.57%	0.96%	1,649,900	1,432,700	
GAS	98,800	2.60%	4.99%	1,371,900	1,429,600	POW: 6M profit is 1,159b dong, Nhon Trach 3 and 4 will operate commercially from 2024 - 2025. PV Power will put hydropower and renewable energy companies on the stock exchange.
POW	13,100	0.77%	2.34%	33,102,800	25,463,100	
PLX	40,100	0.38%	2.82%	560,500	603,500	
VIC	69,500	0.00%	-0.43%	2,237,100	3,395,100	VIC: HNX approved for Vingroup to list 3 bond lots including VIC121003, VIC121004 and VIC121005 with a total value of 3,515 billion dong from July 6.
VHM	60,100	0.00%	-1.48%	3,181,600	4,695,500	
VRE	26,050	-0.76%	-3.52%	1,960,800	2,693,900	
VNM	72,400	-0.14%	-0.82%	1,858,100	2,880,000	VNM: Vinamilk has 5 brands in the top 10 most chosen milk and dairy product brands, in the Brand Footprint 2022 report recently published by Worldpanel, Kantar.
MSN	102,500	1.49%	-0.49%	582,300	638,000	
SAB	154,900	0.85%	-0.83%	72,100	103,100	
BVH	126,700	1.52%	-2.01%	730,600	653,900	MWG: The Ho Chi Minh City Stock Exchange has just approved for MWG to list nearly 731.8 million shares from July 12. This amount of shares will trade on the first day on July 20. The charter capital of MWG will increase from VND 7,319 billion to VND 14,641 billion. The above shares are issued by MWG to pay 2021 dividends to shareholders at the rate of 100%.
VJC	126,700	1.52%	-2.01%	730,600	653,900	
FPT	82,800	0.36%	-0.36%	1,956,500	1,737,100	
MWG	62,600	-1.57%	-2.19%	3,659,600	3,389,600	
PNJ	115,500	0.43%	-0.43%	2,341,900	669,100	
GVR	23,200	2.88%	11.81%	4,083,200	3,321,200	
SSI	21,500	3.86%	12.57%	50,094,400	42,171,400	
HPG	22,200	-0.45%	2.07%	22,701,100	24,100,400	

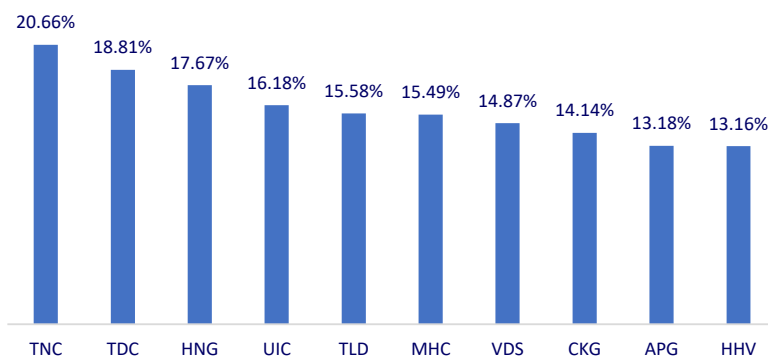
Top most traded tickers (Volume - in million)



Foreign net flow 10 nearest sessions (Billion VND)



Top increases in 3 consecutive sessions



Top decreases in 3 consecutive sessions

