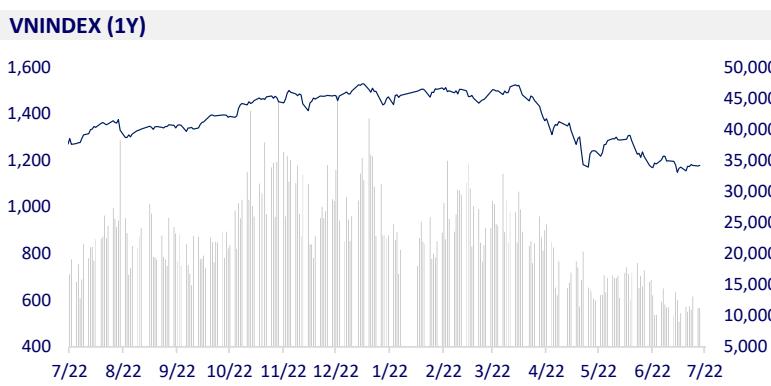


VIETNAM STOCK MARKET		1D	YTD
VN-INDEX	1,178.33	0.16%	-21.35%
VN30	1,211.70	-0.21%	-21.10%
HNX	284.43	-0.07%	-39.99%
UPCOM	87.89	0.49%	-22.00%
Net Foreign buy (B)	-316.58		
Total trading value (B)	13,236.64	1.02%	-57.40%

Petroleum stocks supported the index, VN-Index ended in green. Market liquidity decreased slightly compared to the previous session. The total matched value reached 11,591 billion dong, down 2%, of which, the matched value on HoSE alone decreased 4% to 9,652 billion dong. Foreign investors net sold about 316 billion dong.



ETF & DERIVATIVES		1D	YTD
E1VFN30	20,500	-0.10%	-20.63%
FUEMAV30	14,280	-0.42%	-21.06%
FUESSV30	15,020	-15.67%	-20.95%
FUESSV50	17,290	-1.82%	-24.50%
FUESSVFL	16,400	-0.61%	-27.05%
FUEVFVND	25,500	-0.78%	-9.09%
FUEVN100	15,590	-0.32%	-27.42%
VN30F2212	1,212.00	0.02%	
VN30F2209	1,209.50	-0.19%	
VN30F2208	1,210.50	-0.19%	
VN30F2207	1,213.00	-0.20%	



GLOBAL MARKET		1D	YTD
Nikkei	26,961.68	-0.27%	-6.36%
Shanghai	3,279.43	0.04%	-9.90%
Kospi	2,370.97	-0.18%	-20.37%
Hang Seng	20,661.06	-0.33%	-11.70%
STI (Singapore)	3,117.79	-0.13%	-0.19%
SET (Thái Lan)	1,533.43	-0.74%	-7.49%
Crude oil (\$/barrel)	98.69	-0.59%	29.01%
Gold (\$/ounce)	1,712.20	0.45%	-5.96%

Asian stocks mostly dropped in the session of July 19 after a positive start to the new week yesterday. Japanese stocks reopened for trading after the holiday. The Nikkei 225 index fell 0.27%. South Korea's Kospi index fell 0.18%. Hong Kong's Hang Seng Index fell 0.33%. In China, the Shanghai Composite Index rose 0.04%.

VIETNAM ECONOMY		1D (bps)	YTD (bps)
Vnibor	0.96%	13	15
Deposit interest 12M	5.60%	0	0
5 year-Gov. Bond	2.77%	4	176
10 year-Gov. Bond	3.36%	7	136
USD/VND	23,635	0	3.03%
EUR/VND	24,452	0	-7.62%
CNY/VND	3,543	0	-3.14%

The export value of wood and forest products in the first 6 months of 2022 reached about USD9.1 billion, up 3% over the same period last year and reaching 56% of the plan. Entering the third quarter of 2022, the wood industry recorded a deceleration in growth and export due to many difficulties, many wood enterprises have downsized or had to stop production.

**EVENT CALENDER**

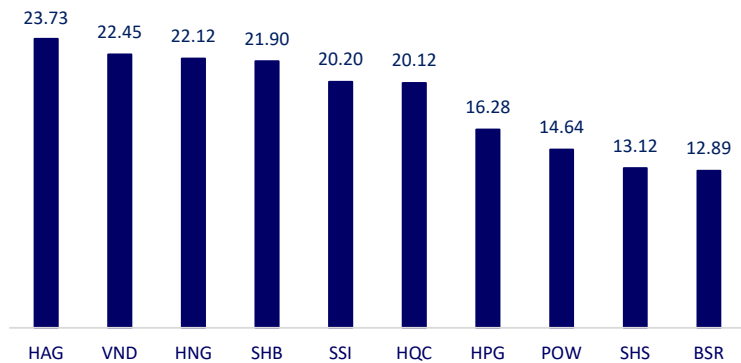
Ticker	Ex-right Date	Last register Date	Exercise Date	Type	Rate	Value
ILB	7/19/2022	7/20/2022	8/10/2022	Cash		1,500
NCT	7/19/2022	7/20/2022	8/18/2022	Cash		6,300
DHC	7/19/2022	7/20/2022	8/30/2022	Cash		1,000
SPM	7/19/2022	7/20/2022	7/29/2022	Cash		500
VIX	7/19/2022	7/20/2022	8/5/2022	Cash		600
SDN	7/19/2022	7/20/2022	7/29/2022	Cash		2,200
VMC	7/19/2022	7/20/2022		Stock	100:8	
DPM	7/20/2022	7/21/2022	8/23/2022	Cash		4,000

## SELECTED NEWS

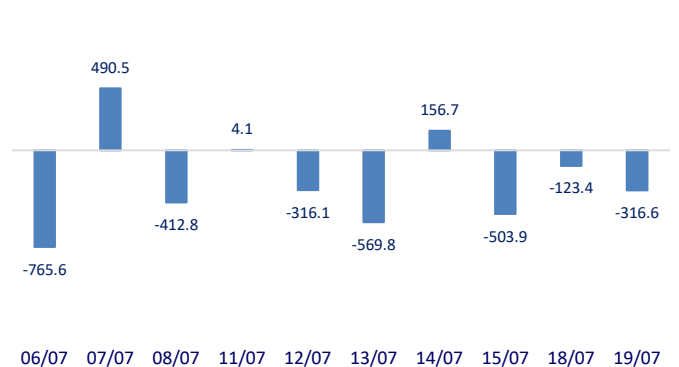
Input materials increased, cement production faced difficulties  
 Exports decelerate, many wood enterprises suspend production  
 Government requires early report on petrol tax reduction plan  
 Ukraine sells more than 12 billion USD of gold reserves  
 China reduces its holdings of US bonds below the \$1 trillion mark  
 Reuters: ECB talks about raising interest rates by 50 basis points this week

	Close	1D	5D	Buying vol.	Selling vol.	Content
VCB	71,300	-0.97%	-0.83%	1,295,800	1,792,100	VPB: Approved the investment to buy/receive 47.85m common shares in OPES Insurance JSC from existing shareholders. The bank does not have specific information about the time to carry out this transaction. It is expected that, after transferring 47.85m OPES shares (equivalent to 87% of charter capital) at an average price of 12,200 VND/share, the total amount VPBank needs to spend on this deal is 585b VND. VPBank is currently a shareholder of OPES with a holding rate of 11% of capital, if the deal is successful, VPBank's ownership rate in OPES will increase to 98% of charter capital and OPES will become a subsidiary of VPBank.
BID	35,650	0.42%	-2.06%	2,031,600	2,702,400	
CTG	26,550	-1.30%	3.31%	5,073,600	5,258,100	
TCB	36,100	-0.55%	0.00%	4,065,800	4,427,400	
VPB	28,000	-0.53%	0.90%	10,626,300	10,127,000	
MBB	25,200	-0.79%	0.60%	10,529,800	9,202,300	
HDB	23,400	-0.43%	-0.43%	1,824,900	1,688,900	
TPB	27,150	-0.37%	1.69%	1,480,400	1,777,700	
STB	22,950	1.77%	1.55%	33,073,700	21,874,800	
ACB	23,900	0.00%	-0.42%	2,254,900	3,081,700	
NVL	73,600	0.00%	0.27%	2,337,200	3,068,900	KDH: Additional listing of nearly 739m shares due to the issue of shares to pay dividends in 2021 and ESOP, bringing the total number of outstanding shares to more than 7,168m shares.
KDH	36,000	-0.55%	1.12%	963,800	1,148,700	
PDR	53,100	0.00%	0.95%	1,436,200	1,507,800	
GAS	101,900	4.51%	2.93%	1,750,300	1,867,500	PLX: SBV approved the transfer of all shares of Petrolimex major shareholder at PG Bank through a public auction at the Stock Exchange.
POW	13,450	2.67%	3.86%	35,605,900	33,099,100	
PLX	42,100	4.60%	4.21%	2,004,700	1,765,400	
VIC	68,800	1.18%	-1.57%	1,163,400	1,935,600	VIC: Writers and veteran automotive experts from Europe believe that the Vietnamese automaker owns "the competitive advantage of leading European models.
VHM	58,800	-0.34%	-2.33%	2,928,000	3,623,600	
VRE	26,000	-0.19%	-0.76%	1,791,200	2,033,600	
VNM	72,800	1.53%	-0.68%	2,285,100	3,270,300	MSN: Masan continues to invest in the project of Masan Western Food Industry Center 2 with a total investment of 3,500 billion VND on an area of about 46ha.
MSN	102,000	-0.58%	0.00%	608,300	638,200	
SAB	156,800	1.69%	2.08%	262,000	208,200	
BVH	124,500	0.24%	-0.80%	501,100	581,400	VJC: Vietjet opens a series of new routes from Hanoi/HCMC/Da Nang to 3 capital cities of the West Indies and Central - South India including Ahmedabad, Hyderabad and Bangalore (Bengaluru). With a total flight network between Vietnam and India of 17 routes, Vietjet is the airline serving the most direct routes between the two countries. These routes bring passengers from India's 1.4 billion people to Vietnam, contributing to promoting economic recovery and tourism of localities
VJC	124,500	0.24%	-0.80%	501,100	581,400	
FPT	83,000	0.00%	-0.60%	2,252,200	2,035,900	
MWG	60,000	-1.64%	-6.83%	4,215,900	4,093,600	
PNJ	110,500	-2.64%	-5.39%	3,317,700	1,410,500	
GVR	23,200	0.00%	3.57%	2,349,500	3,260,400	
SSI	20,650	-1.20%	-1.20%	35,082,200	36,119,100	
HPG	22,150	-1.99%	-0.67%	27,915,800	27,577,000	

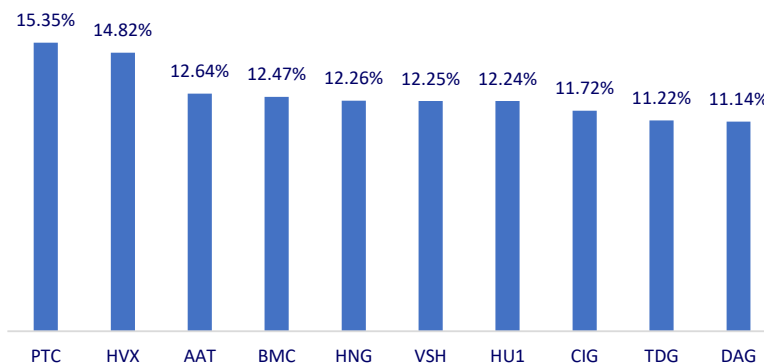
Top most traded tickers (Volume - in million)



Foreign net flow 10 nearest sessions (Billion VND)



Top increases in 3 consecutive sessions



Top decreases in 3 consecutive sessions

