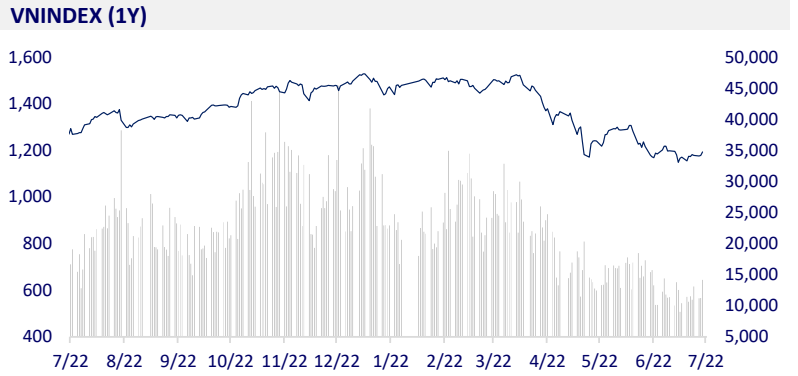
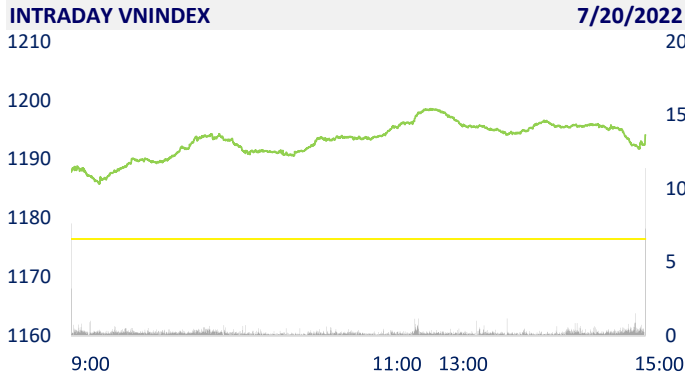
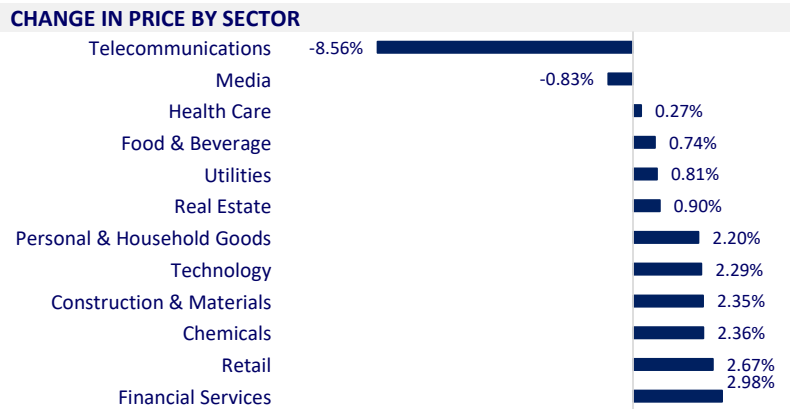


VIETNAM STOCK MARKET		1D	YTD
VN-INDEX	1,194.14	1.50%	-20.30%
VN30	1,225.62	0.93%	-20.19%
HNX	288.87	1.49%	-39.06%
UPCOM	88.88	1.62%	-21.12%
Net Foreign buy (B)	199.61		
Total trading value (B)	16,709.04	27.52%	-46.22%

Securities and construction stocks broke out, VN-Index increased by nearly 16 points. Market liquidity improved much compared to previous sessions. Total matched value reached 15,400 billion dong, up 33%, of which, matched value on HoSE increased 34% to 12,941 billion dong. Foreign investors net bought back 199 billion dong.



ETF & DERIVATIVES		1D	YTD
E1VFN30	20,700	0.98%	-19.86%
FUEMAV30	14,450	1.19%	-20.12%
FUESSV30	15,270	-14.26%	-19.63%
FUESSV50	17,210	-0.46%	-24.85%
FUESSVFL	16,550	0.91%	-26.38%
FUEVFN30	25,900	1.57%	-7.66%
FUEVN100	15,950	2.31%	-25.74%
VN30F2212	1,222.30	0.85%	
VN30F2209	1,226.80	1.43%	
VN30F2208	1,223.50	1.07%	
VN30F2207	1,226.10	1.08%	



GLOBAL MARKET		1D	YTD
Nikkei	27,680.26	0.49%	-3.86%
Shanghai	3,304.72	0.77%	-9.21%
Kospi	2,386.85	0.67%	-19.84%
Hang Seng	20,890.22	-0.48%	-10.72%
STI (Singapore)	3,170.29	1.68%	1.49%
SET (Thái Lan)	1,539.32	0.38%	-7.14%
Crude oil (\$/barrel)	99.14	-0.81%	29.59%
Gold (\$/ounce)	1,711.35	0.17%	-6.01%

Asia - Pacific stocks mostly gained after the positive session of US stocks. Japan's Nikkei 225 index rose 2.67%. South Korea's Kospi index rose 0.67%. The Shanghai Composite Index rose 0.77%. China decided to keep the interest rates on 1-year and 5-year loans unchanged at 3.7% and 4.45% respectively. Particularly, the Hang Seng index (Hong Kong) fell 0.48%.

VIETNAM ECONOMY		1D (bps)	YTD (bps)
Vnibor	1.15%	19	34
Deposit interest 12M	5.60%	0	0
5 year-Gov. Bond	2.79%	2	178
10 year-Gov. Bond	3.33%	-3	133
USD/VND	23,558	0	2.69%
EUR/VND	24,738	0	-6.54%
CNY/VND	3,539	0	-3.25%

Vietnam's pangasius exports in the first six months of the year grew in most major markets. The total export value of pangasius reached 1.4 billion USD, up 82.4% over the same period last year. However, from the third quarter of 2022, this growth rate is expected to slow down in some markets.

**EVENT CALENDER**

Ticker	Ex-right Date	Last register Date	Exercise Date	Type	Rate	Value
DPM	7/20/2022	7/21/2022	8/23/2022	Cash		4,000
OPC	7/21/2022	7/22/2022		Stock	100:141	
S4A	7/21/2022	7/22/2022	8/22/2022	Cash		1,000
VGS	7/21/2022	7/22/2022		Stock	100:15	
DIG	7/21/2022	7/22/2022		Stock	100:22	
HAX	7/21/2022	7/22/2022	8/8/2022	Cash		500
HAX	7/21/2022	7/22/2022		Stock	100:15	
SPC	7/22/2022	7/25/2022	8/22/2022	Cash		700

## SELECTED NEWS

Pangasius exports to the US have slowed down in the past 2 months

WB Director General: Vietnam has achieved difficult goals at the same time

Deputy Prime Minister: No increase in electricity price yet

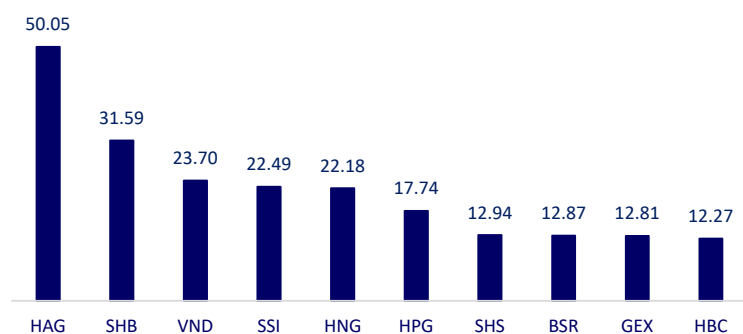
Inflation in the UK continues to reach new peaks

Russia and Iran sign a USD40 billion oil and gas deal

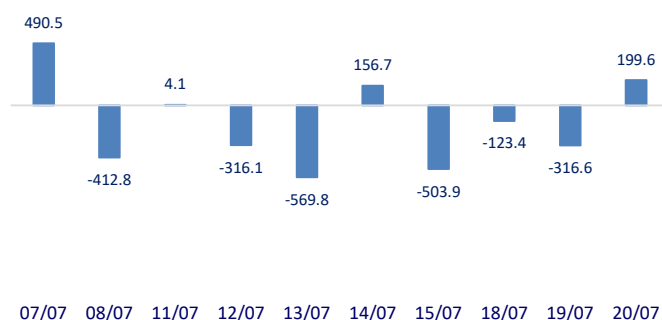
China is no longer America's largest creditor

	Close	1D	5D	Buying vol.	Selling vol.	Content
VCB	72,500	1.68%	0.97%	1,071,700	1,830,200	HDB: HDBank has just announced the decision to increase its charter capital to more than VND 25,103 billion by paying a dividend in 2021 by shares at the rate of 25%. By the end of the second quarter, deposit growth reached over 11% compared to December 31, 2021, more than twice the industry average. In the first 6 months of 2022, HDB's credit increased by over 14% with the momentum coming from all major business segments: retail, SME and consumer finance. The individual bad debt ratio is only 0.93%, a low level compared to the industry. Other safety ratios are guaranteed.
BID	36,400	2.10%	0.97%	3,515,800	3,738,600	
CTG	27,050	1.88%	1.88%	9,418,800	8,745,700	
TCB	36,300	0.55%	0.55%	8,200,400	8,421,700	
VPB	28,150	0.54%	1.44%	15,272,900	16,182,000	
MBB	25,550	1.39%	0.99%	12,353,500	13,061,000	
HDB	23,850	1.92%	0.63%	3,881,700	3,191,900	
TPB	28,450	4.79%	6.75%	7,514,600	4,813,500	
STB	23,050	0.44%	0.00%	26,732,800	23,486,700	
ACB	24,300	1.67%	1.25%	4,869,500	5,577,300	
NVL	73,900	0.41%	0.41%	1,585,600	1,941,600	The current real estate market has set new price records while the segment of social housing, affordable commercial housing has almost disappeared.
KDH	36,700	1.94%	3.82%	1,461,700	1,325,400	
PDR	53,100	0.00%	1.14%	2,190,700	2,306,000	
GAS	103,000	1.08%	6.96%	1,353,700	1,908,300	PLX: Petrolimex owns 120 million shares in PGBank, equivalent to 40% of charter capital. 120 million PGB shares owned by Petrolimex will be publicly auctioned in the third quarter of 2022
POW	13,500	0.37%	3.85%	24,537,600	30,545,500	
PLX	42,850	1.78%	7.26%	1,564,600	2,059,200	
VIC	68,200	-0.87%	-1.87%	1,264,600	2,661,600	VIC: VinFast will stop selling petrol cars from July, 5 months earlier than originally planned.
VHM	59,700	1.53%	-0.67%	3,142,000	3,743,900	
VRE	26,050	0.19%	-0.76%	2,256,800	2,946,300	
VNM	73,000	0.27%	0.69%	1,737,900	3,692,900	VNM: At the beginning of July, 1,550 purebred HF dairy cows imported directly from the US were received and brought into the herd by Vinamilk at Vinamilk Green Farm.
MSN	103,000	0.98%	1.98%	990,300	1,244,200	
SAB	159,800	1.91%	4.04%	185,100	192,300	
BVH	125,500	0.80%	0.56%	642,700	604,200	FPT: FPT recorded a revenue of VND 19,826 billion in the first 6 months of the year, and a profit before tax of VND 3,637 billion, up 22.2% and 23.9% respectively over the same period in 2021. First 6 months of 2022, converted revenue for FPT was VND 3,484 billion, up 64.6% over the same period.
VJC	125,500	0.80%	0.56%	642,700	604,200	
FPT	84,900	2.29%	2.91%	5,064,200	5,619,700	
MWG	61,200	2.00%	-3.77%	17,296,900	11,910,600	
PNJ	113,600	2.81%	-1.22%	2,586,300	1,984,300	
GVR	23,800	2.59%	5.54%	4,440,400	4,660,100	
SSI	21,300	3.15%	2.90%	34,511,400	45,120,600	
HPG	22,350	0.90%	0.22%	33,343,600	32,539,500	

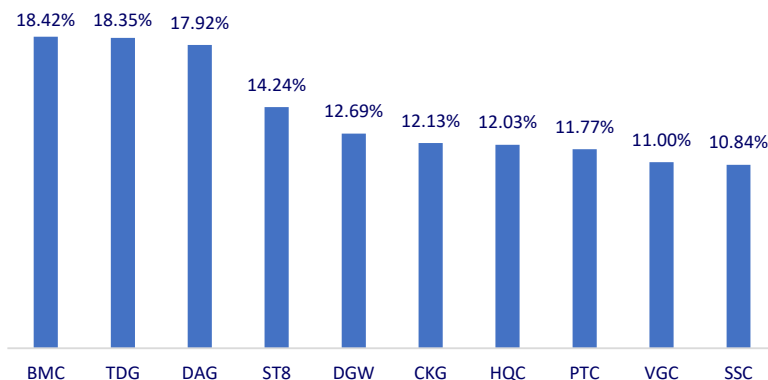
Top most traded tickers (Volume - in million)



Foreign net flow 10 nearest sessions (Billion VND)



Top increases in 3 consecutive sessions



Top decreases in 3 consecutive sessions

