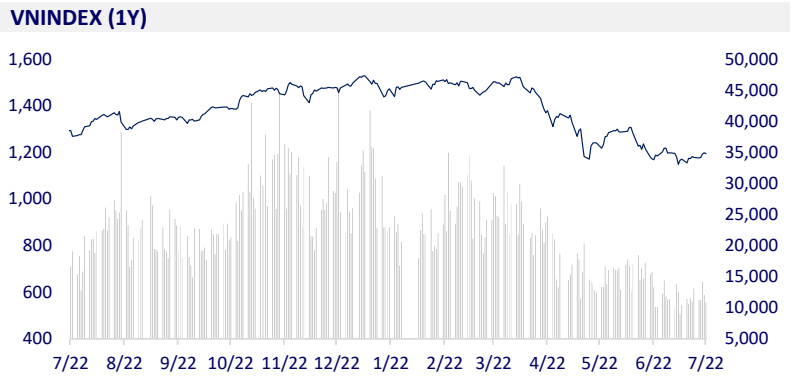
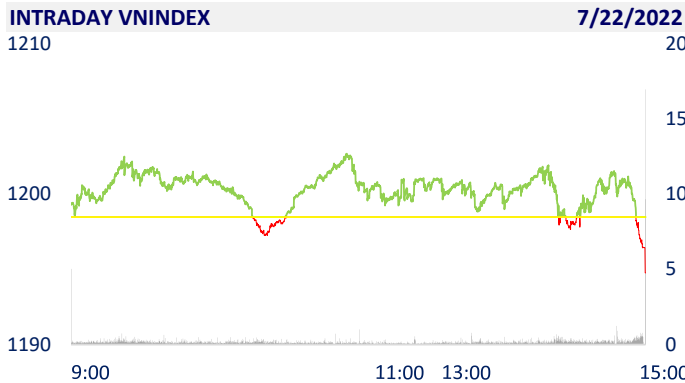
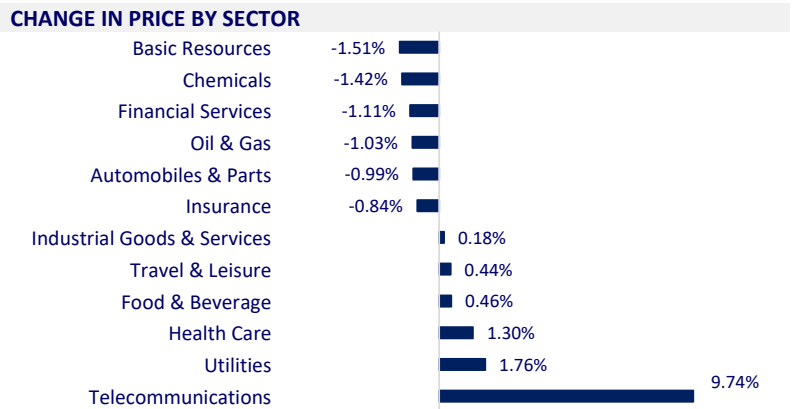


VIETNAM STOCK MARKET		1D	YTD
VN-INDEX	1,194.76	-0.31%	-20.26%
VN30	1,228.84	-0.52%	-19.98%
HNX	288.83	0.26%	-39.06%
UPCOM	88.84	-0.31%	-21.16%
Net Foreign buy (B)	380.21		
Total trading value (B)	12,892.86	-8.87%	-58.51%

Foreign investors net bought 380 billion dong in the session 22/7. Foreign investors on HoSE concentrated on net buying of MWG with 106 billion dong. GAS and MSN were behind with a net buying value of VND73 billion and VND52 billion, respectively. On the other side, KBC was sold the most on this floor with 7 billion dong. Next is VHM with 12.8 billion dong.



ETF & DERIVATIVES		1D	YTD
E1VFN30	20,890	0.48%	-19.13%
FUEMAV30	14,570	0.34%	-19.46%
FUESSV30	15,110	-15.16%	-20.47%
FUESSV50	17,790	2.83%	-22.31%
FUESSVFL	16,650	-0.18%	-25.93%
FUEVFVND	26,400	0.61%	-5.88%
FUEVN100	15,840	-0.56%	-26.26%
VN30F2303	1,222.40	-0.11%	
VN30F2212	1,223.60	-0.01%	
VN30F2209	1,225.30	0.10%	
VN30F2208	1,225.60	-0.07%	



GLOBAL MARKET		1D	YTD
Nikkei	27,914.66	0.18%	-3.05%
Shanghai	3,269.97	-0.06%	-10.16%
Kospi	2,393.14	-0.66%	-19.63%
Hang Seng	20,609.14	-0.47%	-11.92%
STI (Singapore)	3,181.34	0.92%	1.85%
SET (Thái Lan)	1,552.73	0.42%	-6.33%
Crude oil (\$/barrel)	95.25	-1.80%	24.51%
Gold (\$/ounce)	1,721.90	0.37%	-5.43%

Asian stocks mixed, Japanese inflation reached 2.2%. In Japan, the Nikkei 225 index recovered, up 0.18%. Hong Kong's Hang Seng Index fell 0.47%. In China, the Shanghai Composite Index fell 0.06%. In South Korea, the Kospi index fell 0.66%.

VIETNAM ECONOMY		1D (bps)	YTD (bps)
Vnibor	2.16%	76	135
Deposit interest 12M	5.60%	0	0
5 year-Gov. Bond	2.83%	6	182
10 year-Gov. Bond	3.35%	8	135
USD/VND	23,620	0	2.96%
EUR/VND	24,205	0	-8.55%
CNY/VND	3,529	0	-3.53%

After continuously expanding the scale up to 20,000 - 40,000 billion VND/session, the SBV has sharply reduced the volume of bills issued in recent days. Accordingly, on July 21, there were 150 billion winning 56-day bills while there were 20,000 billion 14-day bills maturing. Previously, the State Bank also issued only 7,000 billion more bills on July 19 and July 20, while the maturity amount was 19,700 billion and 18 trillion respectively.

EVENT CALENDER

Ticker	Ex-right Date	Last register Date	Exercise Date	Type	Rate	Value
SPC	7/22/2022	7/25/2022	8/22/2022	Cash		700
HSL	7/22/2022	7/25/2022		Stock	100:5	
SHS	7/22/2022	7/25/2022		Stock	100:25	
TCH	7/22/2022	7/25/2022	8/22/2022	Cash		300
MHC	7/22/2022	7/25/2022	8/10/2022	Cash		500
MED	7/25/2022	7/26/2022	8/8/2022	Cash		250
DNC	7/25/2022	7/26/2022		Stock	100:25	
ST8	7/27/2022	7/28/2022	8/8/2022	Cash		8,500

SELECTED NEWS

The State Bank regularly pumps money

Homebuyers manage with rising interest rates

Facing many difficulties, textile and garment exports still "target" 43 billion USD

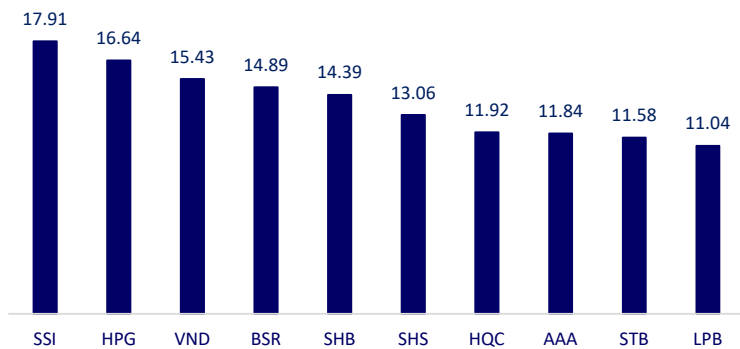
Russia continues to supply gas through Nord Stream 1

Euro and gold soar as ECB raises interest rates for the first time in 11 years, USD turns to fall

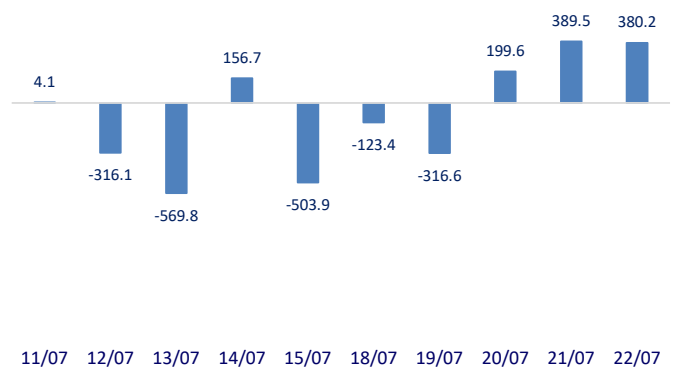
Inflation in Japan surged the most in 7 years

	Close	1D	5D	Buying vol.	Selling vol.	Content
VCB	72,500	0.00%	0.28%	1,534,600	2,283,000	TCB: Techcombank has just announced its business results for the first 6 months of the year with pre-tax profit of VND 14.1 trillion, up 22.3% over the same period in 2021. Total operating income in the first 6 months of 2022 up 16.6% y/y to VND21.1 trillion, thanks to strong growth in both interest income and service income.
BID	35,500	-2.74%	-0.84%	2,318,700	3,083,100	
CTG	26,900	-2.18%	-0.37%	5,372,800	7,639,100	
TCB	37,100	0.68%	2.77%	6,986,700	10,970,300	
VPB	28,150	-0.18%	-0.35%	12,058,200	16,778,300	
MBB	25,550	-0.20%	0.39%	12,193,800	13,348,600	
HDB	23,800	-1.04%	0.85%	1,959,800	2,735,400	
TPB	28,050	-0.88%	3.51%	3,726,600	3,997,300	
STB	23,000	-0.43%	0.00%	21,272,000	23,873,900	
ACB	24,350	-1.22%	1.46%	3,298,300	4,876,700	
NVL	73,900	-0.40%	0.41%	2,866,900	3,257,000	PDR: Q2/2022 net revenue reached more than VND853b, up 59% QoQ, but COGS decreased by 28% to VND95b, pushing gross profit to more than VND758b (up 87%).
KDH	36,500	-1.22%	0.41%	807,400	1,196,000	
PDR	52,200	-1.32%	-1.14%	1,846,300	1,929,000	
GAS	107,800	3.55%	10.56%	2,025,000	2,046,900	Oil prices fell sharply on Thursday (July 21) as higher gasoline inventories in the US and after the European Central Bank (ECB) raised interest rates led to concerns about demand.
POW	13,150	-1.50%	1.15%	21,741,000	21,493,100	
PLX	41,800	-1.30%	5.03%	952,300	1,012,000	
VIC	66,500	-2.92%	-4.45%	1,133,200	1,957,500	VIC: To realize the goal of expanding the factory scale in the US, VinFast signed a Framework Agreement, appointing Credit Suisse (Singapore) Ltd. is the party that arranges for the issuances.
VHM	58,700	-0.34%	-2.17%	2,701,200	3,374,700	
VRE	26,000	-1.14%	-0.76%	1,984,000	2,516,300	MSN: Masan will open a chain of pharmacies under the brand name Dr. Win, has a charter capital of VND28.57b and is in the process of recruiting pharmacists to expand in the near future.
VNM	72,000	-1.64%	0.56%	1,194,000	2,246,800	
MSN	108,500	2.84%	7.21%	1,739,900	1,782,500	
SAB	166,000	0.61%	7.79%	365,600	319,600	PNJ: PNJ reported second quarter profit increased by nearly 65% compared to the low base level of 2021. PNJ recorded revenue, VND 8,067 billion, up 81.1%; profit after tax is 367 billion dong, up 64.8% over the same period last year. The 6-month cumulative gross profit margin reached 17.6%, down from 18.6% in the same period of 2021 mainly due to the growth of 24K gold revenue and the change in the merchandise structure of the retail channel.
BVH	125,600	-0.32%	0.72%	607,000	627,700	
VJC	125,600	-0.32%	0.72%	607,000	627,700	
FPT	85,100	0.12%	3.53%	2,664,400	3,515,800	
MWG	64,500	0.62%	4.88%	15,524,300	8,862,300	
PNJ	114,500	0.44%	0.88%	855,900	1,001,100	
GVR	23,500	-0.84%	1.51%	4,116,100	4,628,500	
SSI	20,900	-1.88%	-0.95%	27,987,800	39,804,900	
HPG	22,200	-2.20%	-4.31%	27,254,600	33,185,800	

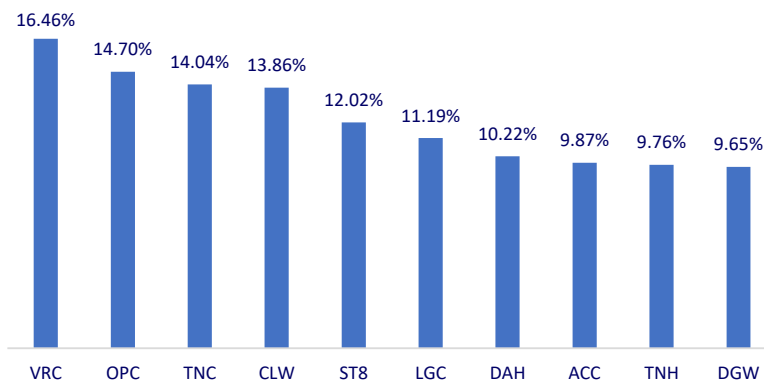
Top most traded tickers (Volume - in million)



Foreign net flow 10 nearest sessions (Billion VND)



Top increases in 3 consecutive sessions



Top decreases in 3 consecutive sessions

