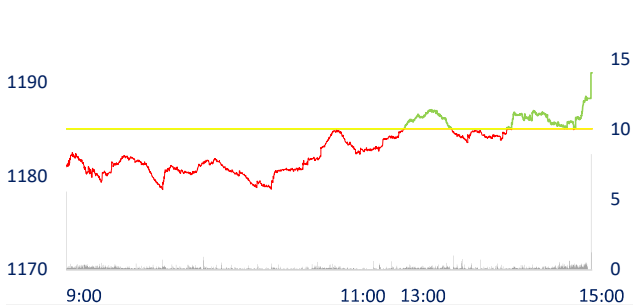
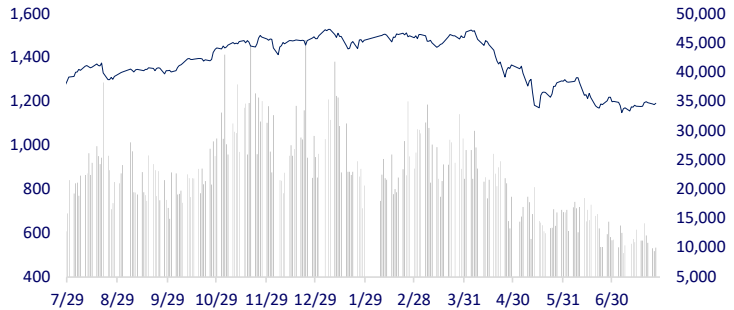
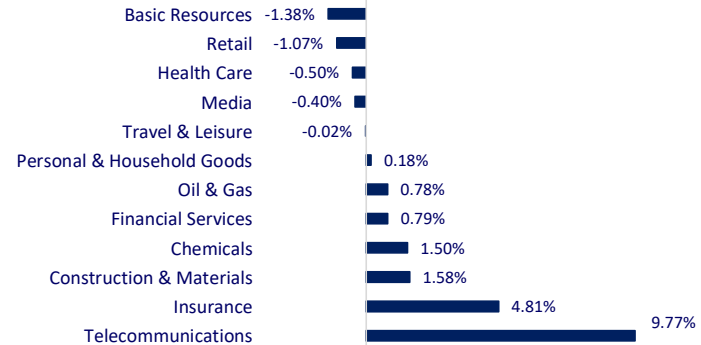


VIETNAM STOCK MARKET		1D	YTD
VN-INDEX	1,191.04	0.50%	-20.51%
VN30	1,219.43	0.08%	-20.60%
HNX	284.52	0.58%	-39.97%
UPCOM	88.87	0.52%	-21.13%
Net Foreign buy (B)	620.84		
Total trading value (B)	11,481.37	-1.22%	-63.05%

VN-Index reversed from red to green and ended the session with a slight increase of nearly 6 points. The trading volume continues to be below the recent 20-day average, showing that the money flow has not shown any signs of returning. However, the positive point is that foreign investors still maintained a net buying in recent sessions.

INTRADAY VNINDEX 7/27/2022

VNINDEX (1Y)

ETF & DERIVATIVES 1D YTD

E1VFN30	20,600	-0.43%	-20.25%
FUEMAV30	14,370	-0.35%	-20.56%
FUESSV30	15,070	-15.38%	-20.68%
FUESSV50	17,300	-0.97%	-24.45%
FUESSVFL	16,400	-2.96%	-27.05%
FUEVFN30	25,910	-0.38%	-7.63%
FUEVN100	15,710	0.06%	-26.86%
VN30F2303	1,216.50	-0.15%	
VN30F2212	1,218.70	0.09%	
VN30F2209	1,221.80	0.21%	
VN30F2208	1,223.00	0.34%	

CHANGE IN PRICE BY SECTOR

GLOBAL MARKET 1D YTD

Nikkei	27,715.75	0.34%	-3.74%
Shanghai	3,275.76	0.11%	-10.00%
Kospi	2,415.53	0.66%	-18.88%
Hang Seng	20,670.04	-0.32%	-11.66%
STI (Singapore)	3,205.14	0.82%	2.61%
SET (Thái Lan)	1,576.41	1.50%	-4.90%
Crude oil (\$/barrel)	95.25	0.00%	24.51%
Gold (\$/ounce)	1,720.05	0.30%	-5.53%

Asian stocks mostly fell before the US Federal Reserve (Fed) makes an important interest rate decision tomorrow morning (Vietnam time). In Japan, the Nikkei 225 index recovered, gaining 0.34%. Hong Kong's Hang Seng Index fell about 0.32%. The Shanghai Composite Index rose 0.11%. South Korea's Kospi index rose 0.66%.

VIETNAM ECONOMY 1D (bps) YTD (bps)

Vnibor	2.50%	0	169
Deposit interest 12M	5.60%	0	0
5 year-Gov. Bond	3.09%	0	208
10 year-Gov. Bond	3.73%	0	173
USD/VND	23,519	0	2.52%
EUR/VND	24,448	0	-7.63%
CNY/VND	3,533	0	-3.42%

In August 2022, a series of new economic policies will take effect such as: information system on housing and real estate market; toll collection on highways; new regulations on early withdrawal interest rates; New regulations on judicial expertise in the financial sector...

EVENT CALENDER

Ticker	Ex-right Date	Last register Date	Exercise Date	Type	Rate	Value
ST8	7/27/2022	7/28/2022	8/8/2022	Cash		8,500
TTA	7/27/2022	7/28/2022		Stock	100:8	
EVF	7/28/2022	7/29/2022		Stock	10:1	
CMX	7/28/2022	7/29/2022		Stock	10:1	
PDB	7/28/2022	7/29/2022	18/8/2022	Cash		1,000
VDS	7/29/2022	8/1/2022		Stock	100:35	
VDS	7/29/2022	8/1/2022		Stock	10:1	
VDS	7/29/2022	8/1/2022		Stock	2:1	10,000

SELECTED NEWS

The Ministry of Industry and Trade proposes a mechanism for unfinished wind and solar power projects

Ha Nam drastically implements solutions to accelerate disbursement of public investment capital

Insurance profiteering, businesses in the "living with flood" scene

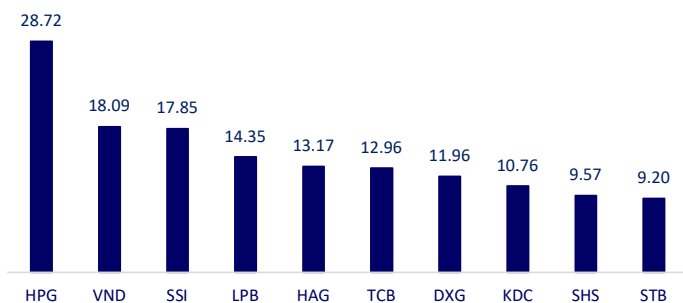
Fed rate hike will increase market risks for Asian central banks

Goldman Sachs: Inflation may cause the Fed to tighten policy longer than expected

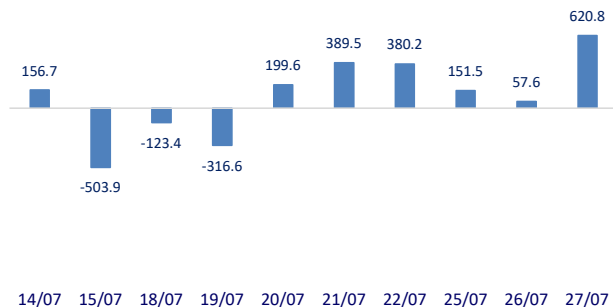
IMF cuts growth forecast of global GDP

	Close	1D	5D	Buying vol.	Selling vol.	Content
VCB	75,000	1.49%	3.45%	1,867,700	2,429,400	STB: Sacombank has just announced its business results for the first 6 months of the year with a pre-tax income of more than VND 2,900 billion, an increase of nearly 28% compared to the same period in 2021. Total income increased by 26.6% compared to the same period last year, reaching more than 11,200 billion. In which, service revenue increased by nearly 85% with a large contribution from card services, insurance services and e-banking. Labor efficiency improved, CIR rate reached 48.3%, down 8% over the same period.
BID	35,550	0.00%	-2.34%	1,494,200	1,561,800	
CTG	27,000	1.69%	-0.18%	3,776,800	2,716,300	
TCB	36,600	0.00%	0.83%	3,200,300	3,244,300	
VPB	27,700	0.00%	-1.60%	10,747,900	10,209,300	
MBB	24,900	-0.99%	-2.54%	11,499,000	9,488,900	
HDB	23,900	1.27%	0.21%	1,799,000	1,571,400	
TPB	26,950	-0.19%	-5.27%	2,917,700	2,650,000	
STB	23,050	0.44%	0.00%	18,229,700	17,883,200	
ACB	24,200	0.62%	-0.41%	1,802,000	1,938,200	
NVL	73,700	-0.27%	-0.27%	2,063,700	2,949,400	Slow liquidity in real estate market, land auction activities in the districts surrounding Hanoi have been promoted. Hanoi aims to auction about 1,561 hectares of land in 634 projects.
KDH	37,300	0.67%	1.63%	974,300	1,179,400	
PDR	52,500	0.38%	-1.13%	1,340,300	1,270,100	
GAS	104,700	0.00%	1.65%	667,800	910,600	Domestic gasoline prices on August 1 are expected to continue to decrease following the trend of world crude oil prices. However, the business believes that the reduction will not be as strong as the previous two operating periods.
POW	13,100	0.77%	-2.96%	35,113,500	13,312,700	
PLX	41,300	1.10%	-3.62%	1,078,600	546,000	
VIC	66,500	0.61%	-2.49%	896,500	1,583,300	VIC: Vingroup has broken ground for the first two social housing projects with the number of 3,500 units in Thanh Hoa and Quang Tri.
VHM	58,600	-0.17%	-1.84%	1,065,100	1,572,300	
VRE	26,300	0.96%	0.96%	1,764,400	1,724,100	
VNM	72,200	0.28%	-1.10%	1,755,600	2,500,800	VNM: Vinamilk has 5 brands in the top 10 most chosen milk brands in 2022 announced by Worldpanel and Kantar.
MSN	109,900	-0.09%	6.70%	478,700	666,000	
SAB	167,700	0.00%	4.94%	157,700	213,900	
BVH	125,300	0.16%	-0.16%	488,300	567,200	FPT: FPT IS experts obtained ISO 30107-3 certificate on anti-fake biometric face from Tayllorcox organization, increasing trust in transactions. A company representative said that FaceID has many practical applications. However, many businesses are concerned about the reliability and possibility of counterfeiting of this identification method. Therefore, ISO 30107-3 is an important step, recognizing that FPT IS's solutions meet international FaceID technology standards.
VJC	125,300	0.16%	-0.16%	488,300	567,200	
FPT	85,200	0.47%	0.35%	1,466,700	1,501,400	
MWG	62,100	-1.43%	1.47%	4,957,700	6,151,600	
PNJ	112,200	0.18%	-1.23%	636,300	589,900	
GVR	23,100	1.54%	-2.94%	2,805,600	2,663,300	
SSI	20,400	0.74%	-4.23%	38,444,900	33,167,800	
HPG	21,250	-1.85%	-4.92%	42,563,000	45,817,900	

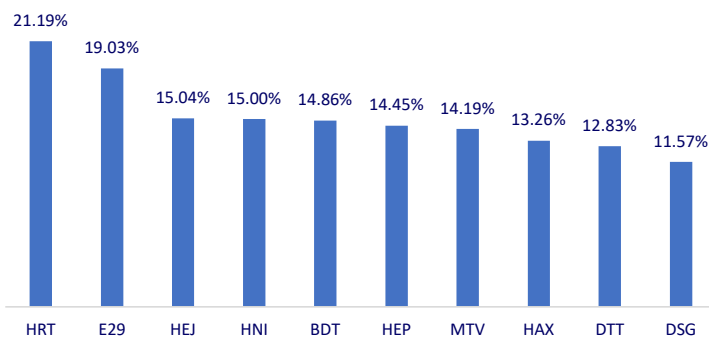
Top most traded tickers (Volume - in million)



Foreign net flow 10 nearest sessions (Billion VND)



Top increases in 3 consecutive sessions



Top decreases in 3 consecutive sessions

